



# Cardiac Rhythm Disease Management Product Performance Report

*Important Patient Management Information for Physicians*

## 2009

Second Edition – Issue 61



This report is available online at  
[www.CRDMPPR.medtronic.com](http://www.CRDMPPR.medtronic.com)

# A Message from the Vice President

Dear Customer,

At Medtronic, product quality and reliability have been and will continue to be a priority. For over 26 years, Medtronic has compiled and produced product performance reports with one primary goal, to provide you with the product information you need to best care for your patients.

Our commitment to you is best expressed in Medtronic's mission: "To strive without reserve for the greatest possible reliability and quality in our products; to be the unsurpassed standard of comparison and to be recognized as a company of dedication, honesty, integrity, and service." To this end, we continually explore new ways to expand, improve, and learn from our product performance systems and measures.

Our quality goals cannot be reached alone. We welcome your collaboration, insight, and recommendations. Please contact our Technical Services Department at 1 (800) 723-4636 with your feedback comments and any questions.

Your participation and assistance in returning explanted products are also critical. Returned products are tested and evaluated so that we can fully measure the performance of our devices. Please refer to the instructions on page 2 for assistance in returning products to the Medtronic CRDM Returned Product Analysis Laboratory.

As we constantly strive to exceed your expectations, we thank you for your dedication to improving and saving the lives of those suffering from cardiac rhythm disorders.

With appreciation and warm regards,



Tim Samsel  
Vice President, Quality and Regulatory  
Medtronic Cardiac Rhythm Disease Management  
Medtronic, Inc.

# Contact Information

We invite our customers to use these telephone numbers to call with suggestions, inquiries, or specific problems related to our products.

## US Technical Services Department

**Phone:** 1 (800) 723-4636 (Tachy)  
1 (800) 505-4636 (Brady)  
**Fax:** 1 (800) 824-2362  
[www.medtronic.com/corporate/contact.jsp](http://www.medtronic.com/corporate/contact.jsp)

## International Technical Centers

Europe (Heerlen NL) +31-45-566-8844  
Japan (Tokyo) +81-3-5753-4116

For questions related to this CRDM Product Performance Report, please call US Technical Services at the number above, or write to:

Timothy Smith  
Medtronic, Inc.  
8200 Coral Sea Street NE MS MVN61  
Mounds View, MN 55112 USA

Email: [tim.smith@medtronic.com](mailto:tim.smith@medtronic.com)

For questions related to returning explanted product or returning product that shows signs of malfunction, please contact:

*Outside the United States:*

Your Medtronic representative or international technical center at the number above.

*Within the United States:*

Your Medtronic representative or

CRDM Returned Product Analysis Laboratory

Phone: 1 (800) 328-2518, ext. 44800

Email: [crdm.returnedproduct@medtronic.com](mailto:crdm.returnedproduct@medtronic.com)

## Editorial Staff

### Independent Physician Quality Panel

Angelo Auricchio, MD, Lugano, Switzerland  
Hugh Calkins, MD, Baltimore, MD  
Steven J. Compton, MD, Anchorage, AK  
John P. DiMarco, MD, PhD, Charlottesville, VA  
Kevin Hackett, MD, Columbus, OH  
Mariell Jessup, MD, Philadelphia, PA  
R. Hardwin Mead, MD, Palo Alto, CA

### Editor

Tim Samsel, *Vice President, CRDM Quality and Regulatory*

## Trademarks of Medtronic, Inc.

Adapta®	InSync III	Quick Look™
AT500®	Protect™	Relia™
Attain®	InSync Sentry®	Secura®
CapSure®	Intrinsic®	SelectSecure®
CapSure Sense®	Jewel®	Sensia®
CapSureFix®	Kappa®	Sensing Assurance
Capture	Legend®	Sigma®
Management®	Marquis®	Spectraflex
CareLink®	Maximo®	Sprint™
Concerto®	Medtronic	Sprint Fidelis®
Consulta®	CareAlert®	Sprint Quattro®
EnPulse®	Medtronic	Sprint Quattro
EnRhythm®	CareLink®	Secure®
EnTrust®	Micro Jewel	SureFix®
GEM®	Micro Minix	Target Tip®
InSync®	Minix	Tenax
InSync ICD®	Minuet	Thera®-i
InSync Marquis™	MVP®	Transvene
InSync II Marquis™	Onyx®	Versa®
InSync III Marquis™	Patient Alert™	Virtuoso®
InSync Maximo®	Preva	
InSync II	Prevail®	
Protect™	Prodigy	



# CRDM Product Performance Report

2009 Second Edition  
Issue 61

Date cutoff for this edition is  
July 31, 2009

This report is available online at  
[www.CRDMPPR.medtronic.com](http://www.CRDMPPR.medtronic.com)

Introduction 4  
Method for Estimating CRT, ICD, and IPG Device Performance 9

**CRT** **Cardiac Resynchronization Therapy** 13  
CRT Survival Summary 18  
CRT Reference Chart 20

**ICD** **Implantable Cardioverter Defibrillators** 21  
ICD Survival Summary 32  
ICD Reference Chart 35  
ICD Connector Styles 37

**IPG** **Implantable Pulse Generators** 38  
IPG Survival Summary 65  
IPG Reference Chart 72

## Leads

Method for Estimating Lead Performance 75

**Left-Heart Leads** 80  
Lead Survival Summary 83  
US Returned Product Analysis Summary 83  
US Reports of Acute Lead Observations  
Reference Chart 84

**Defibrillation Leads** 85  
Lead Survival Summary 93  
US Returned Product Analysis Summary 94  
US Reports of Acute Lead Observations  
Reference Chart 95

**Pacing Leads** 96  
Lead Survival Summary 117  
US Returned Product Analysis Summary 120  
US Reports of Acute Lead Observations  
Reference Chart 122

**Epi/Myocardial Pacing Leads** 124  
Lead Survival Summary 126  
US Returned Product Analysis Summary 127  
US Reports of Acute Lead Observations  
Reference Chart 127

**VDD Single Pass Pacing Leads** 128  
Lead Survival Summary 129  
US Returned Product Analysis Summary 129  
US Reports of Acute Lead Observations  
Reference Chart 129

**ICD and CRT-D Charge Time Performance** 130

**Advisories** 136

*(in order of communication date, from most recent to oldest)*

**Performance Notes** 144

Potential Malfunction of CRT, ICD, and IPG Products due to Anomalies in MOSFET  
Integrated Circuit Technology 144  
Clinical Management of VCM near Elective Replacement 145  
Ensuring the Accuracy of Battery Longevity Estimates 146  
Interactions between Cardiac Pacing and Ventricular Arrhythmia Initiation 147  
AT500 Pacing System Follow-Up Protocol 148  
Insertion of the Lead into the Device 149  
GEM II DR/VR and GEM III DR/VR/AT ICD Battery Discharge Behavior 150  
General Follow-Up and Replacement of ICD Leads 151  
Clinical Management of High Voltage Lead System Oversensing 152  
Tests and Observations for Clinical Assessment of Chronic Pacing Leads 153

**Index** 154

## WHAT'S NEW

- Expanded Returned Product Analysis result categories for leads – see pages 83, 94, 120, 127, and 129
- Acute Lead Observations – see pages 83, 94, 121, 127, and 129

# Introduction

**All product performance reports are not created equal. For 26 years, Medtronic has monitored performance via both returned product analysis and multicenter clinical studies.**

This Product Performance Report (PPR) presents device survival estimates, advisory summaries, performance notes, and other information pertinent to assessing the performance of Medtronic implantable pulse generators (IPGs), implantable cardioverter defibrillators (ICDs), cardiac resynchronization therapy (CRT) devices, and implantable pacing and defibrillation leads.

This Product Performance Report has been prepared in accordance with International Standard ISO 5841- 2:2000(E).

The survival estimates provided in this report are considered to be representative of worldwide performance.

## Survival Estimates

Medtronic Cardiac Rhythm Disease Management (CRDM) uses both returned product analysis and multicenter clinical studies to monitor performance.

Medtronic, like other companies, monitors CRT, ICD, and IPG device performance using returned product analysis. We also monitor CRT, ICD, and IPG device performance using an active multicenter clinical study. Medtronic CRDM is unique in the industry in that we track CRT, ICD, and IPG device survival using both methods.

Returned product analysis is a passive approach to assessing product performance. This approach provides a suitable measure of product performance only when a significant number of explanted products are returned to the manufacturer. Returned product analysis provides a measure of hardware performance, but not necessarily the total clinical performance (e.g., the incidence of complications such as infection, erosion, muscle stimulation, etc. are not estimated).

The survival estimates provided in this report for CRT, ICD, and IPG devices are based on returned product analysis. This approach is suitable because a significant number of explanted generators are returned for analysis.

Lead performance is monitored differently. In contrast to CRT, ICD, and IPG devices, a very small percentage of leads are returned to the manufacturer due to the difficulty of explanting them. For leads, an active clinical study provides more accurate survival estimates compared to estimates based solely on returned product analysis.

Survival estimates for leads are based on clinical observations recorded via Medtronic CRDM's System Longevity Study. This multicenter clinical study is

designed to record clinical observations representative of the total clinical experience. Therefore, the lead survival estimates include both lead hardware failure and lead-related medical complications, and do not differentiate a lead hardware failure from other clinical events such as exit block, perforation, dislodgement, or concurrent pulse generator failure.

The actuarial life table method is applied to the data collected for CRT, ICD, and IPG devices and leads to provide the survival estimates included in this report. A general introduction to understanding this method of survival analysis is given later in this introduction.

## ICD Charge Times

Since May 2000, Medtronic has provided important information on charge time performance of ICDs. The information provided in this report shows how ICD charge time can vary during the time a device is implanted. The information is presented in graphical format showing charge time as a function of implant time. The data for charge times are collected from devices enrolled in the System Longevity Study.

## Advisory Summaries

This Product Performance Report includes summaries of all advisories applicable to the performance of the products included in the report. An advisory is added to the report when any product affected by the advisory remains in service and at risk of experiencing the behavior described in the advisory. The advisory will remain in the report until Medtronic estimates no product affected by the advisory remains active, or the risk of experiencing the behavior described in the advisory has passed.

For most advisories, the products subject to the advisory retain essentially the same survival probability as the products of the same model(s) not affected by the advisory. For those advisories where the survival probabilities of the affected and non-affected populations do differ significantly, Medtronic will provide separate survival data for each population. The separate survival data will remain in the report until Medtronic estimates no affected product remains in active service.

## Performance Notes

This report concludes with a number of Performance Notes developed by Medtronic to provide additional product performance information relevant to follow-up practice and patient management.

continued

## Medtronic urges all physicians to return explanted products and to notify Medtronic when a product is no longer in use, regardless of reason for explant or removal from use.

### How You Can Help

Medtronic urges all physicians to return explanted products and to notify Medtronic when a product is no longer in use, regardless of the reason for explant or removal from use. The procedures for returning products vary by geographic location.

Mailer kits with prepaid US postage are available for use within the United States to send CRTs, ICDs, IPGs, and leads to Medtronic's CRDM Returned Product Analysis Lab. These mailers are sized to accommodate the devices and leads from a single patient or clinical event and are designed to meet US postal regulations for mailing biohazard materials.

If the product being returned is located outside the United States, please contact your local Medtronic representative for instructions.

Medtronic also requests the return of explanted products from non-clinical sources, such as funeral homes, and will assume responsibility for storage and disposal of the product once received.

Mailer kits can be obtained by contacting the Returned Product Lab. For information on how to contact the Lab, refer to Contact Information on page 2 of this report.

We continually strive to improve this CRDM Product Performance Report. In keeping with this philosophy, we ask for your suggestions on the content and format of this report, as well as any information you have regarding the performance of Medtronic products. For information on how to comment on this report, see Contact Information on page 2 of this report.

### Overview of Survival Analysis

Medtronic uses the Cutler-Ederer actuarial life table method to estimate the length of time over which devices and leads will perform within performance limits established by Medtronic. This probability to perform within performance limits over time is called the *survival probability*.

Devices and leads are followed until an *event* occurs where the device or lead ceases to operate within performance limits. The length of time from implant to the event is recorded for each individual device and lead in the *population sample*. The population sample for

CRT, ICD, and IPG devices is made up of patients whose devices are registered as implanted in the United States. For leads, the population sample is the patients enrolled in our multicenter, international prospective System Longevity Study.

For IPGs and ICDs, the events can be normal battery depletion or a device malfunction. For leads, the events are complications as defined for the study.

The actuarial life table method allows Medtronic to account for devices and leads removed from service for reasons unrelated to performance. Devices and leads removed for these reasons are said to be *suspended*. Examples include devices and leads:

- still in service at the time the analysis is performed
- removed to upgrade the device or lead
- no longer in service due to the death of the patient for reasons unrelated to the device or leads
- implanted in patients who are lost to follow-up

For each suspension, the device or lead has performed within performance limits for a period of time, after which its performance is unknown.

### An Example

The following example describes the survival analysis method used to establish the survival probability estimates for Medtronic CRDM devices and leads. The example is intended to provide an overview of the analysis process. The definitions of malfunctions and complications, and other details specific to calculating device and lead survival estimates, are provided in the articles *Method for Estimating CRT, ICD, and IPG Device Performance* (page 9) and *Method for Estimating Lead Performance* (page 75).

continued

This simple example describes the survival analysis method used to establish the survival probability estimates for Medtronic CRDM devices and leads.

**Figure 1**

Implant times for devices of 16 patients. Gray bars with an orange X indicate devices removed from service due to an event. Blue bars indicate suspended devices.

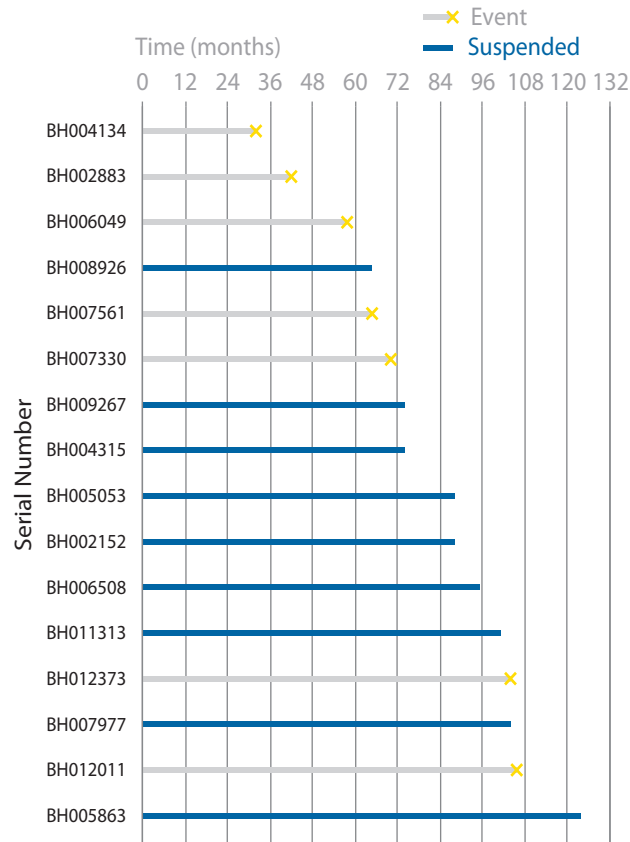


Figure 1 illustrates 16 patients who have implanted devices. The first patient’s device (serial number BH004134) operated within performance limits for 32 months. At that time an event occurred. The fourth patient’s device (serial number BH008926) did not have an event but is suspended, perhaps because it was still in service at the time of the analysis. This patient had 66 months of implant experience. In this example, Figure 1 shows that seven of the 16 devices suffered events, and nine are suspended.

The first step in the life table method is to divide the implant time into intervals of a specific length. This example will use 12-month intervals.

The number of devices entered, suspended, and removed due to an event are counted and summarized, as shown in Table 1. For the first two intervals, all 16 devices survived and none were removed. In the interval (24-36 months), device BH004134 was removed due to an event. Therefore the table entries show that 16 entered the interval, none were suspended, and one was removed due to an event.

For the interval from 36-48 months, only 15 devices entered the interval and one was removed for an event. The remaining intervals are examined and the data entered in columns A, B, and C in like manner. The rest of the columns are filled in using calculations on the data in columns A, B, and C.

The *Effective Sample Size (D)* is the number of devices with full opportunity to experience a qualifying event in the interval. This is computed by subtracting one half the number suspended in the interval from the number that entered the interval. This calculation more accurately reflects the number of devices that could have experienced a qualifying event than simply using the number that entered the interval. Using the number of devices that enter an interval overestimates the sample size because the suspended devices do not complete the interval. Ignoring the suspended devices underestimates the sample size because suspended devices are not credited with their full service time. Using one half the number of suspended devices effectively splits the difference.

The next column in the table is the *Proportion with Event (E)*. This is the proportion of devices that had an event in the interval. It is calculated by dividing the *Number of Events (C)* by the *Effective Sample Size (D)*. The number can be interpreted as the estimated rate at which events occur in the time interval.

The *Interval Survival Probability (F)* is the estimate of probability of surviving to the end of the interval assuming the device was working at the beginning of the interval. It is calculated as 1 minus the *Proportion with Event (E)*. This number can be interpreted as the estimated rate at which events **do not** occur in the time interval.

continued

The **Cumulative Survival Probabilities (G)** from the last column of the life table can be plotted versus time intervals in the first column to give a survival curve. Figure 2 shows the survival curve for the data shown in Table 1.

**Table 1** Life Table for Figure 1

	A	B	C	D	E	F	G
Interval in Months	Number Entered	Number Suspended	Number of Events	Effective Sample Size	Proportion with Event	Interval Survival Probability	Cumulative Survival Probability
0	16	0	0	16	0.000	1.000	1.000
0-12	16	0	0	16	0.000	1.000	1.000
12-24	16	0	0	16	0.000	1.000	1.000
24-36	16	0	1	16	0.063	0.938	0.938
36-48	15	0	1	15	0.067	0.933	0.875
48-60	14	0	1	14	0.071	0.929	0.813
60-72	13	1	2	12.5	0.160	0.840	0.683
72-84	10	2	0	9	0.000	1.000	0.683
84-96	8	3	0	6.5	0.000	1.000	0.683
96-108	5	2	2	4	0.500	0.500	0.341
108-120	1	0	0	1	0.000	1.000	0.341
120-132	1	1	0	0.5	0.000	1.000	0.341

*Definitions:*

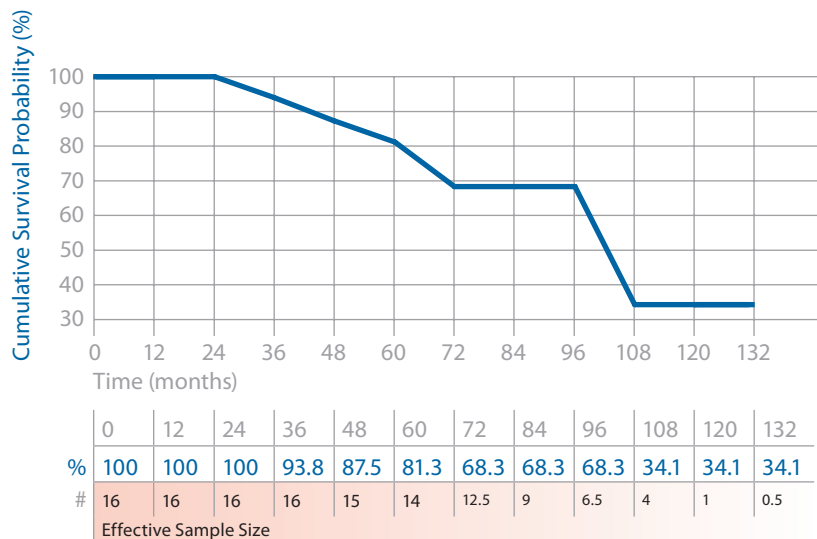
A	B	C	D	E	F	G
Number Entered	Number Suspended	Number of Events	Effective Sample Size	Proportion with Event	Interval Survival Probability	Cumulative Survival Probability
Number of devices active at the start of the interval	Number of devices removed from service for reasons other than an event	Number of units removed from service due to an event	Number of units with full opportunity to experience a qualifying event in the interval. Computed by subtracting one half the Number Suspended from the Number Entered.	Proportion of devices that had an event in the interval. Computed by dividing the Number of Events by the Effective Sample Size.	The probability of surviving to the end of the interval, assuming the device was working at the beginning of the interval. Computed as 1 minus the Proportion With Event.	The overall probability of surviving to the end of the interval. Computed by multiplying the Interval Survival Probability by the previous interval's Cumulative Survival Probability.

*Cumulative Survival Probability (G)* is the estimate of the unconditional probability of surviving to the end of the interval. It is computed by multiplying the *Interval Survival Probability (F)* by the previous interval's *Cumulative Survival Probability*. The probability of surviving to 132 months in the example is estimated for the table to be 0.341, or 34.1%.

The *Cumulative Survival Probabilities (G)* of the life table can be plotted versus time intervals in the first column to give a survival curve. Figure 2 shows the survival curve for the data in Table 1.

continued

**Figure 2** Survival Curve for Data Given in Table 1



### Confidence Intervals

Since survival curves are based on a sample of the device and lead population, they are only estimates of survival. The larger the effective sample size, the more confident the estimate. A confidence interval can be calculated to assess the confidence in an estimate. In the Product Performance Report, Medtronic provides a 95% confidence interval. This can be interpreted as meaning that 95% of the time, the true survival of the device will fall somewhere in the interval.

### Survival Curves in the Product Performance Report

Since the survival estimate can become very imprecise with small effective sample sizes, Medtronic truncates the survival curve when the effective sample size is less than 100 for CRTs, ICDs, and IPGs, and when the number entered is less than 50 for leads. The survival charts in the Product Performance Report show the effective sample size for each year interval where Medtronic has experience. When the effective sample size reaches 100 for CRTs, ICDs, and IPGs or when the number entered reaches 50 for leads, the next data point is added to the survival curve.

Although the report provides tabular data in one-year intervals, the curves are actually computed and plotted using 1-month intervals (for CRT, ICD, and IPG devices) or 3-month intervals (for leads).

A number of references are available for additional information on survival analysis using the Cutler-Ederer life table method.<sup>1</sup>

<sup>1</sup> Lee, Elisa T.(2003) Statistical Methods for Survival Data Analysis – 3rd Edition (Wiley Series in Probability and Statistics).



# Method for Estimating CRT, ICD, and IPG Device Performance

**Medtronic urges all physicians to return explanted products and to notify Medtronic when a product is no longer in use, regardless of reason for explant or removal from use.**

The performance of CRT, ICD, and IPG devices is expressed in terms of device survival estimates, where “survival” refers to the function of the device, not the survival of the patient. These survival estimates are intended to illustrate the probability that a device will survive for a given number of years with neither malfunction nor battery depletion.

The survival estimates are determined from the analysis of Medtronic CRDM’s United States device registration data and US returned product analysis data. These data are presented graphically and numerically.

Because this analysis is based on returned product analysis, the performance data does not reflect any device-related medical complications such as erosion, infection, muscle stimulation, or muscle inhibition.

## **Categorization of Depleted and Malfunctioning Devices for Survival Analysis**

For survival estimation, every device returned to Medtronic CRDM and analyzed in the CRDM Returned Product Analysis laboratory is assigned to one of three categories. The device 1) has functioned normally, 2) has reached normal battery depletion, or 3) has malfunctioned. This categorization is combined with data from our device registry for the total number of implants and the implant durations to create the survival curves presented on the following pages.

## **Definition of Malfunction**

Medtronic CRDM considers a device as having malfunctioned whenever the analysis shows that any parameter was outside the performance limits established by Medtronic while implanted and in service. To be considered a malfunction or battery depletion, the device must have been returned to Medtronic and analyzed.

Devices damaged after explant, damaged due to failure to heed warnings or contraindications in the labeling, or damaged due to interaction with other implanted devices (including leads) are not considered device malfunctions.

A device subject to a safety advisory is not considered to have malfunctioned unless it has been returned to Medtronic CRDM and found, through analysis, to actually have performed outside the performance limits established by Medtronic.

Not all malfunctions expose the patient to a loss of pacing or defibrillation therapy. Some malfunctions included in the following survival estimates may not have been detected at all by the physician or the patient. These malfunctions, however, are included in the survival estimates and provide important feedback to our product development organization.

To provide insight into the nature of malfunctions, each malfunction is categorized as Malfunction with Compromised Therapy Function or Malfunction without Compromised Therapy Function. A summary of these malfunctions is presented for the most recently market-released models.

For this report, Normal Battery Depletion, Malfunction with Compromised Therapy Function, and Malfunction without Compromised Therapy Function are defined as follows:

**Normal Battery Depletion** – The condition when:

- (a) a device is returned with no associated complaint and the device has reached its elective replacement indicator(s) with implant time that meets or exceeds the nominal (50 percentile) predicted longevity at default (labeled) settings, or
- (b) a device is returned and the device has reached its elective replacement indicator(s) with implant time exceeding 80% of the expected longevity calculated using the available device setting information.

Medtronic CRDM establishes expected longevity by statistically characterizing the power consumed by the device and the power available from the device battery. This characterization is applied to a number of parameter configurations to derive a statistical mean longevity value and standard deviation for each parameter configuration. The statistical mean value minus three standard deviations is used as the expected longevity for determining if a battery depleted normally.

continued

**The Standard Actuarial Method is used to estimate IPG and ICD survival. This product performance report has been prepared in accordance with International Standard ISO 5841-2:2000(E).**

For reference purposes, the following pages include estimated longevity for each model. The actual longevity achieved for any device while implanted will depend on the actual programmed parameters and patient factors, and may differ significantly from these estimates.

### **Malfunction with Compromised Therapy Function**

The condition when a device is found to have malfunctioned in a manner that compromised pacing or defibrillation therapy (including complete loss or partial degradation), while implanted and in service, as confirmed by returned product analysis.

*Examples:* Sudden loss of battery voltage; accelerated current drain such that low battery was not detected before loss of therapy; sudden malfunction during defibrillation therapy resulting in aborted delivery of therapy, intermittent malfunction where therapy is compromised while in the malfunction state.

### **Malfunction without Compromised Therapy Function**

The condition when a device is found to have malfunctioned in a manner that *did not* compromise pacing or defibrillation therapy, while implanted and in service, as confirmed by returned product analysis.

*Examples:* Error affecting diagnostic functions, telemetry function, data storage; malfunction of a component that causes battery to lose power quickly enough to cause premature battery depletion, but slowly enough that the condition is detected through normal follow-up before therapy is lost; mechanical problems with connector header that do not affect therapy.

### **Expanded Malfunction Detail**

The malfunctions are further divided into categories that identify the subject area of the malfunction. The malfunctions are divided into the following subject areas:

**Electrical Component** – Findings linked to electrical components such as integrated circuits, resistors, capacitors, diodes, etc.

**Electrical Interconnect** – Findings linked to the connections between electrical components such as wires, solder joints, wire bonds, etc.

**Battery** – Findings linked to the battery and its components

**Software/Firmware** – Findings linked to software or firmware function

**Possible Early Battery Depletion** – Findings where the actual reported implant time is less than 80% of the expected longevity calculated using the available device setting information with no device malfunction observed. There may not be sufficient device setting information to determine conclusively if battery depletion was normal or premature in the absence of a specific root cause finding. However, returned devices meeting the above criteria are conservatively classified as Possible Early Battery Depletion malfunctions.

**Other** – Findings related to other components such as insulators, grommets, setscrews, and packaging, and findings where analysis is inconclusive

### **Returned Product Analysis Process**

Analysis of returned product is performed according to written procedures. These procedures determine the minimum analysis required. The analysis required varies depending on the type of device, age of the device, the associated information received with the device, actual experience with models of similar design, and other factors. Additional analysis is performed as necessary to investigate a performance concern from a customer, or to collect specific reliability data.

When a device is returned with a performance concern from a customer, the general analysis process includes a preliminary analysis of the device in its as-received condition, followed by an automated functional test using test equipment equivalent to the equipment used in manufacturing.

When a malfunction is identified, failure analysis is performed to provide the detailed information necessary to investigate possible causes and actions. Medtronic CRDM maintains in-house expertise and performs its failure analysis using facilities it owns and supports. This capability permits detailed failure analysis.

continued



**Medtronic CRDM adjusts all-cause survival estimates to account for underreporting. While this lowers our all-cause survival estimates, we feel it gives a more accurate perspective on real performance.**

## Statistical Methods for Survival Analysis

Of the several different statistical methods available for survival analysis, the Standard Actuarial Method, with suspensions assumed distributed evenly within the intervals (Cutler-Ederer Method), is used to determine estimates of IPG and ICD survival. This method is commonly used by medical researchers and clinicians.

Implant times are calculated from the implant date to the earlier of the explant date or the cutoff date of the report. From this data an estimate of the probability of device survival is calculated at each monthly interval.

On the following pages, each graph includes a survival curve where events include malfunctions and normal battery depletions. This survival curve is a good representation of the probability a device will survive a period of time without malfunction and without battery depletion. For example, if a device survival probability is 95% after 5 years of service, then the device has a 5% chance of being removed due to battery depletion or malfunction in the first 5 years following implant.

In addition, a second curve is included to show survival excluding normal battery depletion. This curve is a good representation of the probability for a device to survive without malfunction. This curve includes only malfunctions as events and excludes normal battery depletion.

Since the survival estimate can become very imprecise with small effective sample sizes, Medtronic truncates the survival curve when the effective sample size is less than 100 for CRT, ICD, and IPG devices. The survival charts in the Product Performance Report show the effective sample size for each year interval where we have experience. When the effective sample size reaches 100, the next data point is added to the survival curve.

Although the report provides tabular data in one-year intervals, the curves are actually computed and plotted using one-month intervals.

The data in the tables are rounded to the nearest tenth of one percent. Occasionally, a graph may show 100% survival, but have one or more malfunctions or battery depletions. This occurs because, even with the malfunctions or battery depletions, the data rounds to 100%.

The survival curves are statistical estimates. As performance experience accumulates, the estimation improves. Confidence intervals are provided as a way to indicate the degree of certainty of the estimates.

Greenwood's formula is used to calculate corresponding 95% confidence intervals for the standard errors, and the complementary log-log method is used to produce the confidence bounds.

## Sample Size and How the Population and Population Samples Are Defined

The population sample from which the survival estimates are derived is comprised of the devices registered as implanted in the United States as of the report cutoff date. The number of registered implants, as well as an estimate of the number that remain in active service, is listed for each model. To be included in the population, the device must have been registered with Medtronic's registration system and implanted for at least one day.

This sample based on US implants is considered to be representative of the worldwide population, and therefore the survival estimates shown in this report should be representative of the performance worldwide of these models.

A CRT, ICD, or IPG model or model family will be included in this report when it has accumulated at least 10,000 implant months and will remain in the report as long as at least 500 devices remain active.

## Methods Used to Adjust for Underreporting of Malfunction and Battery Depletion

The tables on the following pages show the actual number of malfunctions and battery depletions recorded by the analysis lab for US registered devices. Since not all devices are returned to Medtronic CRDM for analysis, these numbers underestimate the true number of malfunctions and battery depletions. To more accurately estimate the all-cause device survival probabilities, the number of malfunctions and battery depletions used to plot each interval of the all-cause survival curves is adjusted (multiplied) by a factor that is based on an estimate of the magnitude of underreporting. The magnitude of underreporting is estimated by analyzing experience in Medtronic's Device And Registration Tracking (DART) system.

The Dart system is an important element of Medtronic's Quality System. The DART system is designed to meet or exceed the US FDA's device tracking requirements set forth by the Safe Medical Devices Act. In the United States, over 98% of Medtronic's CRT, ICD, and IPG implants become registered in the DART system.

continued

Because pacemakers do not cure the patient's underlying health problem, when a pacemaker stops functioning (due to either normal battery replacement or malfunction) it is replaced with a new pacemaker. Therefore, the replacement recorded in the DART system is a good indication that the previous pacemaker experienced either battery depletion or malfunction. The fraction of replaced devices that are subsequently returned can be used to estimate the correction factor for the under reporting of the combination of battery depletion and malfunction.

Note that devices of patients who have expired do not factor into the calculation of the correction. It is possible some proportion of these device experienced battery depletion or malfunction. Since these are not counted into the correction factor based on the return rate of replaced devices, a correction factor based only on the return rate of replaced devices may still underestimate the true rate of battery depletion and malfunction. However, devices that are replaced because the patient is receiving a system upgrade or are removed because the patient no longer needs it (e.g., due to heart transplant) do contribute to the calculation of the correction factor and therefore impart an opposite bias.

Also note that this method of calculating the correction factor cannot distinguish between devices that are removed due to malfunction and those due to normal battery depletion. It might seem intuitive that devices that unexpectedly malfunction should be much more likely to be returned to the manufacturer than a device with ordinary normal battery depletion. But this has not been conclusively demonstrated. Therefore, this method only provides a correction factor reflecting the combination of battery depletion and malfunction.

No adjustment for underreporting is applied to the malfunction-free survival curve because a method for estimating malfunction-only underreporting has not been developed.

### **Adjustments to Registered Implants to Compensate for Unreported Devices Removed from Service**

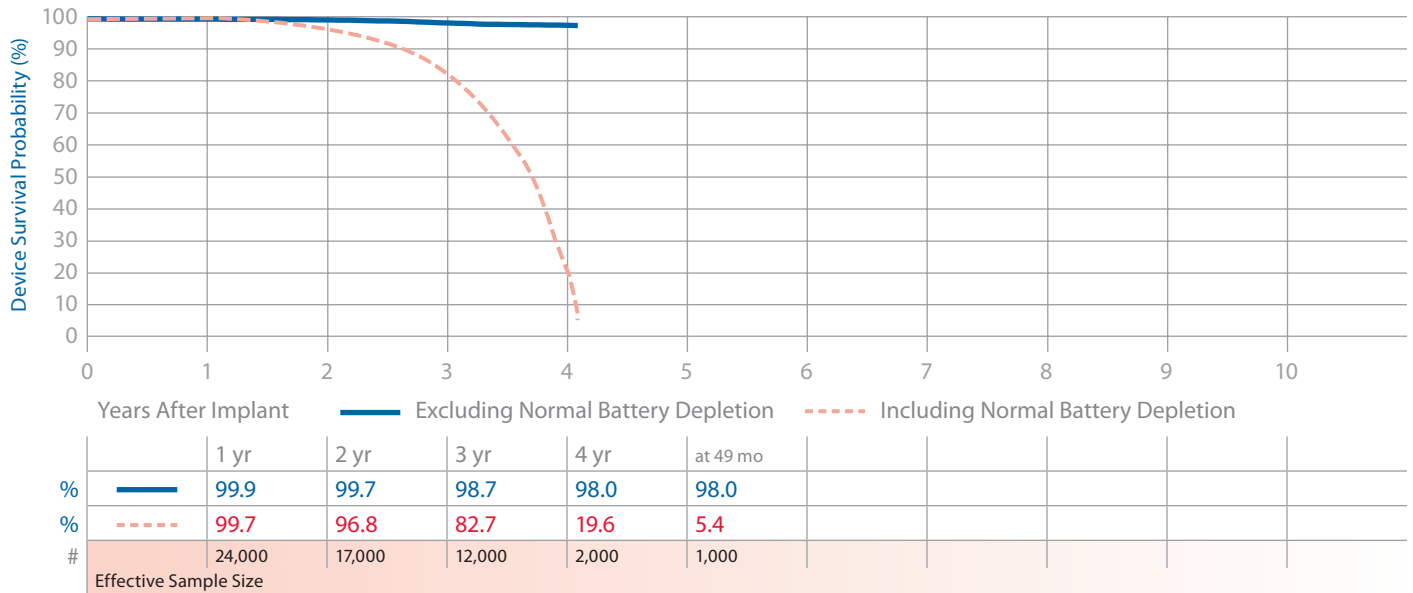
Devices are at times removed from service for reasons other than device malfunction or battery depletion. Examples are devices removed from service due to non-device related patient mortality and devices removed due to changes in the patient's medical condition. Because an accurate estimate of device survival depends on an accurate estimate of the number of devices in service, it is important not to overstate the number of devices in service.

To ensure the number of devices in service is not overstated, Medtronic addresses this underreporting in two ways. Regular updates obtained from the Social Security Administration about deceased persons is used to update Medtronic's DART data about patients who have died but whose deaths had not been reported to Medtronic. In addition, the patient mortality rate derived from our DART system is monitored and compared to published mortality rates for comparable patient populations. If, during calculation of the survival curves, the patient mortality indicated by the data in DART is significantly different from published rates, an adjustment is applied to correct the difference.

### 7289 InSync II Marquis

#### Product Characteristics

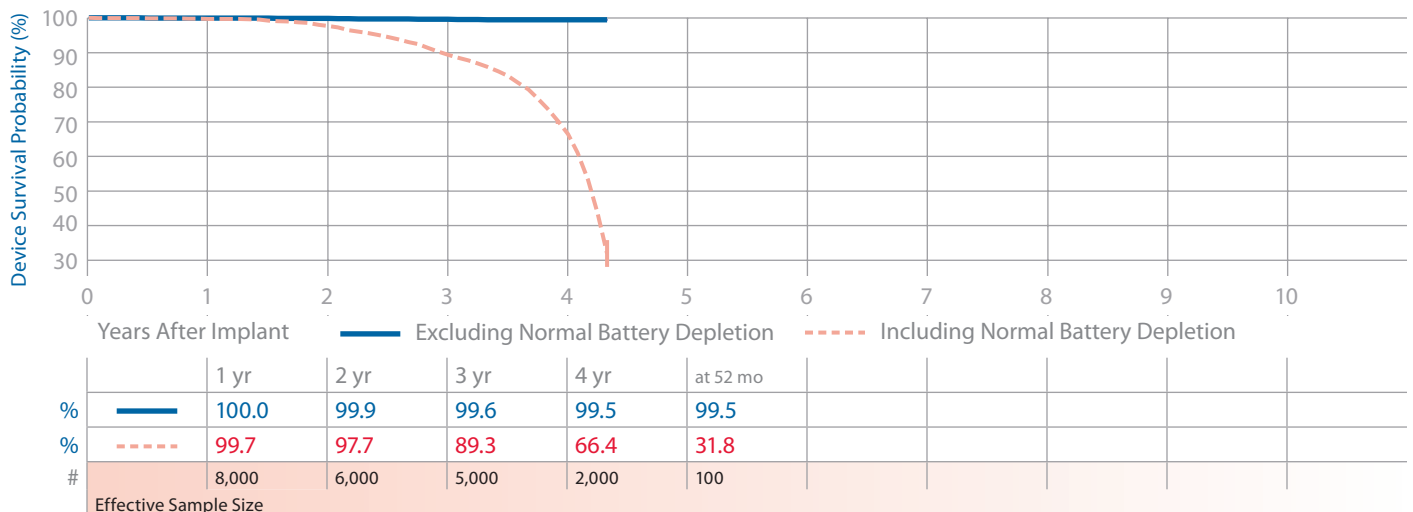
US Market Release	Jul-03	Malfunctions (US)	284	NBD Code	VVED
Registered US Implants	28,000	<b>Therapy Function Not Compromised</b>	253	Serial Number Prefix	PRJ
Estimated Active US Implants	1,000	Electrical Component	21	Max Delivered Energy	30 J
Normal Battery Depletions (US)	5,905	Software/Firmware	1	Estimated Longevity	<a href="#">See page 20</a>
<b>Advisories:</b> <a href="#">See page 140</a> – 2005 Potential Premature Battery Depletion Due to Battery Short		Possible Early Battery Depletion	231		
		<b>Therapy Function Compromised</b>	31		
		Battery (9 malfunctions related to advisory)	10		
		Electrical Component	21		



### 7297 InSync Sentry

#### Product Characteristics

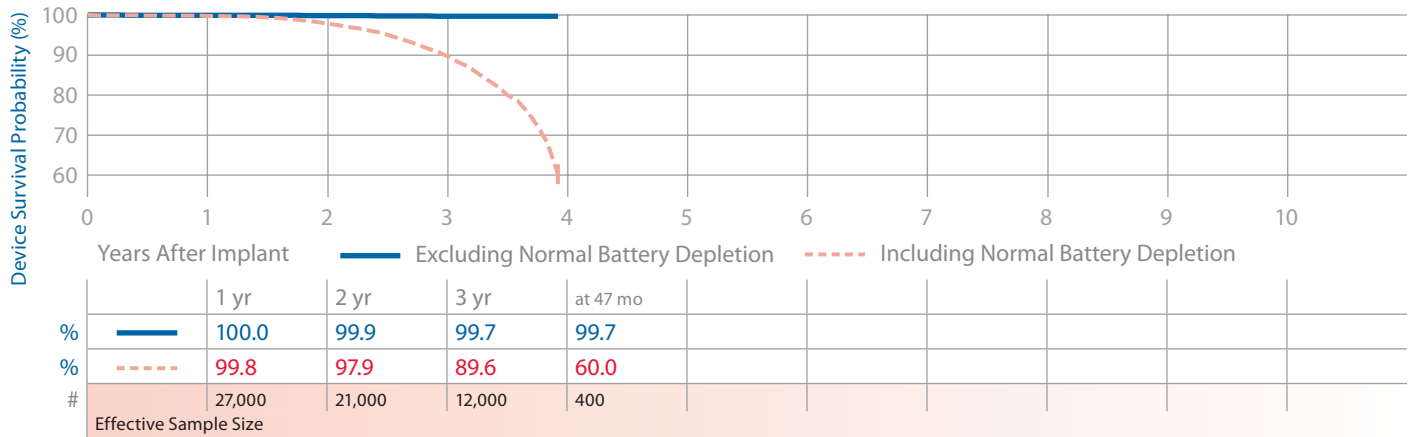
US Market Release	Nov-04	Malfunctions (US)	31	NBD Code	VVED
Registered US Implants	9,000	<b>Therapy Function Not Compromised</b>	30	Serial Number Prefix	PRK
Estimated Active US Implants	2,000	Battery	1	Max Delivered Energy	35 J
Normal Battery Depletions (US)	933	Electrical Component	6	Estimated Longevity	<a href="#">See page 20</a>
Advisories	None	Software/Firmware	1		
		Possible Early Battery Depletion	22		
		<b>Therapy Function Compromised</b>	1		
		Electrical Component	1		



**7299 InSync Sentry**

Product Characteristics

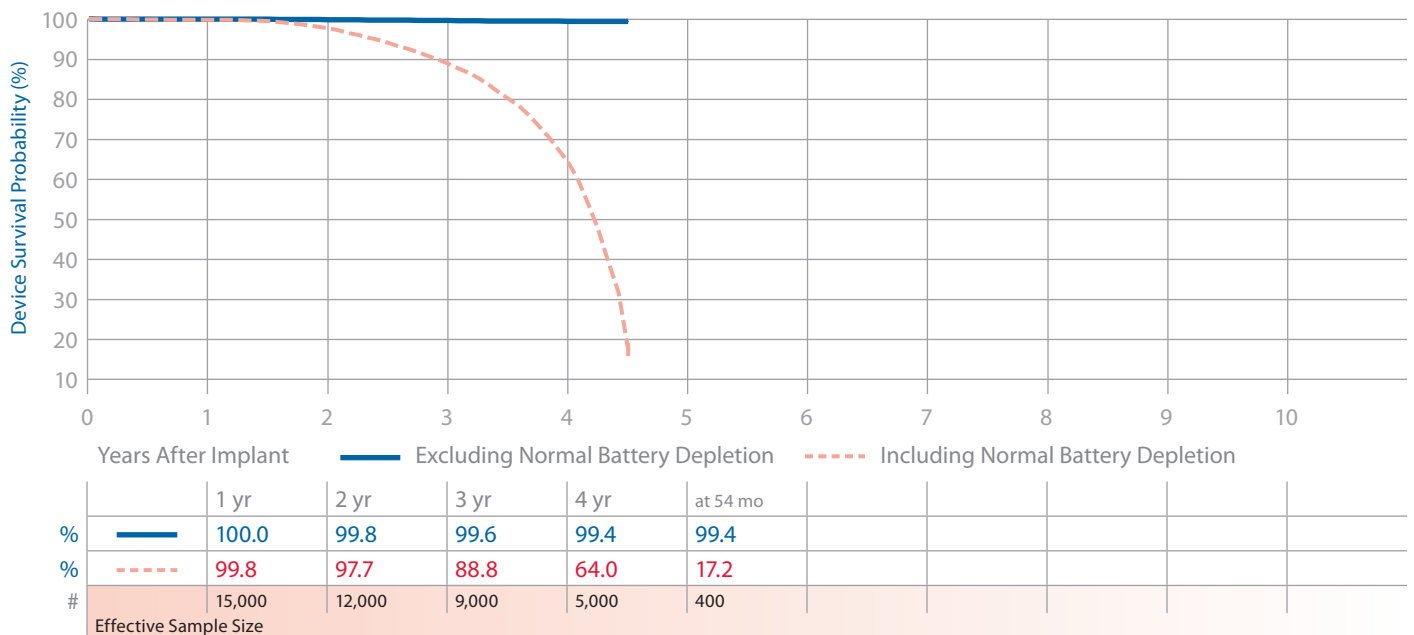
US Market Release	Apr-05	Malfunctions (US)	55	NBD Code	VVED
Registered US Implants	31,000	<b>Therapy Function Not Compromised</b>	49	Serial Number Prefix	PRK
Estimated Active US Implants	15,000	Electrical Component	10	Max Delivered Energy	35 J
Normal Battery Depletions (US)	1,458	Software/Firmware	2	Estimated Longevity	<a href="#">See page 20</a>
Advisories	None	Possible Early Battery Depletion	37		
		<b>Therapy Function Compromised</b>	6		
		Electrical Component	6		



**7303 InSync Maximo**

Product Characteristics

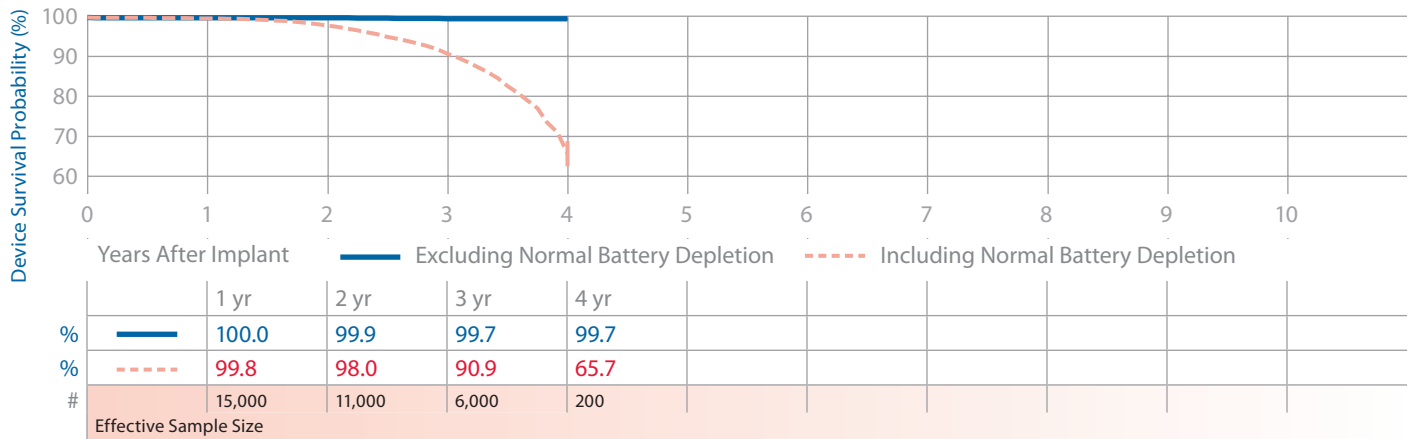
US Market Release	Jun-04	Malfunctions (US)	66	NBD Code	VVED
Registered US Implants	17,000	<b>Therapy Function Not Compromised</b>	60	Serial Number Prefix	PRL
Estimated Active US Implants	3,000	Electrical Component	12	Max Delivered Energy	35 J
Normal Battery Depletions (US)	2,590	Software/Firmware	2	Estimated Longevity	<a href="#">See page 20</a>
Advisories	None	Possible Early Battery Depletion	46		
		<b>Therapy Function Compromised</b>	6		
		Electrical Component	6		



**7304 InSync Maximo**

Product Characteristics

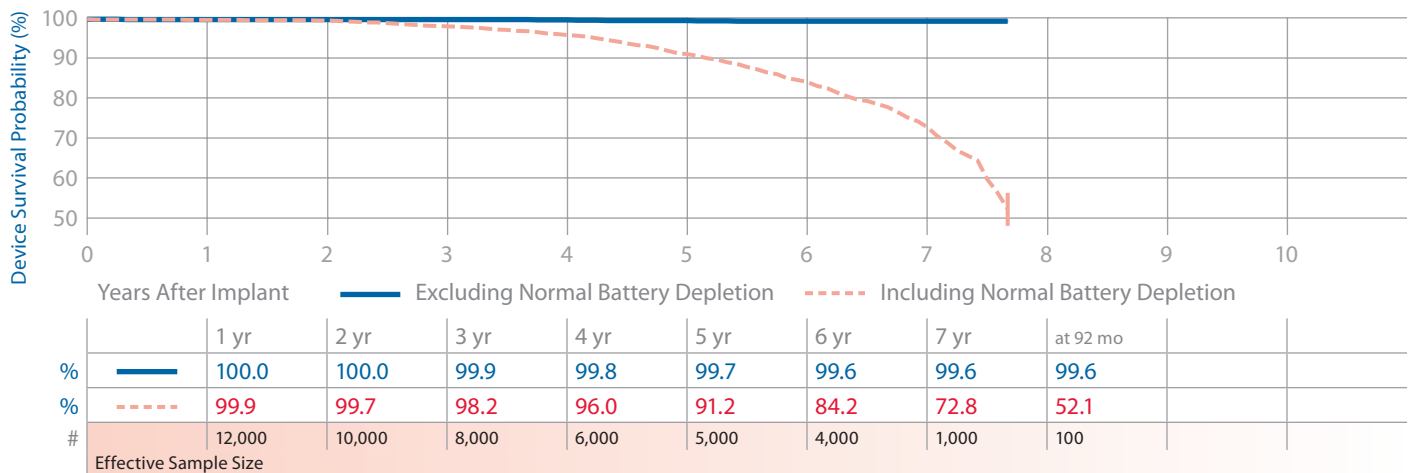
US Market Release	Apr-05	Malfunctions (US)	29	NBD Code	VVED
Registered US Implants	19,000	<b>Therapy Function Not Compromised</b>	27	Serial Number Prefix	PRL
Estimated Active US Implants	10,000	Battery	1	Max Delivered Energy	35 J
Normal Battery Depletions (US)	715	Electrical Component	7	Estimated Longevity	<a href="#">See page 20</a>
Advisories	None	Possible Early Battery Depletion	19		
		<b>Therapy Function Compromised</b>	2		
		Electrical Component	2		



**8040 InSync**

Product Characteristics

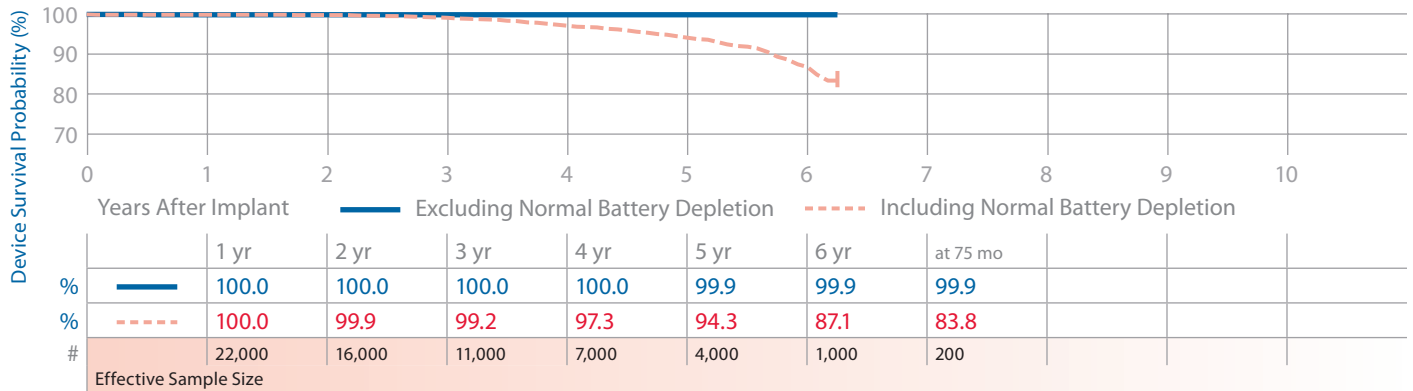
US Market Release	Aug-01	Malfunctions (US)	28	NBD Code	DDDR
Registered US Implants	15,000	<b>Therapy Function Not Compromised</b>	7	Serial Number Prefix	PIN
Estimated Active US Implants	2,000	Electrical Component	4	Estimated Longevity	<a href="#">See page 20</a>
Normal Battery Depletions (US)	675	Possible Early Battery Depletion	3		
Advisories	None	<b>Therapy Function Compromised</b>	21		
		Electrical Interconnect	21		



**8042 InSync III**

Product Characteristics

US Market Release	Feb-03	Malfunctions (US)	6	NBD Code	DDDR
Registered US Implants	31,000	<b>Therapy Function Not Compromised</b>	3	Serial Number Prefix	PKF
Estimated Active US Implants	17,000	Electrical Component	2	Estimated Longevity	<a href="#">See page 20</a>
Normal Battery Depletions (US)	324	Possible Early Battery Depletion	1		
Advisories	None	<b>Therapy Function Compromised</b>	3		
		Electrical Interconnect	3		



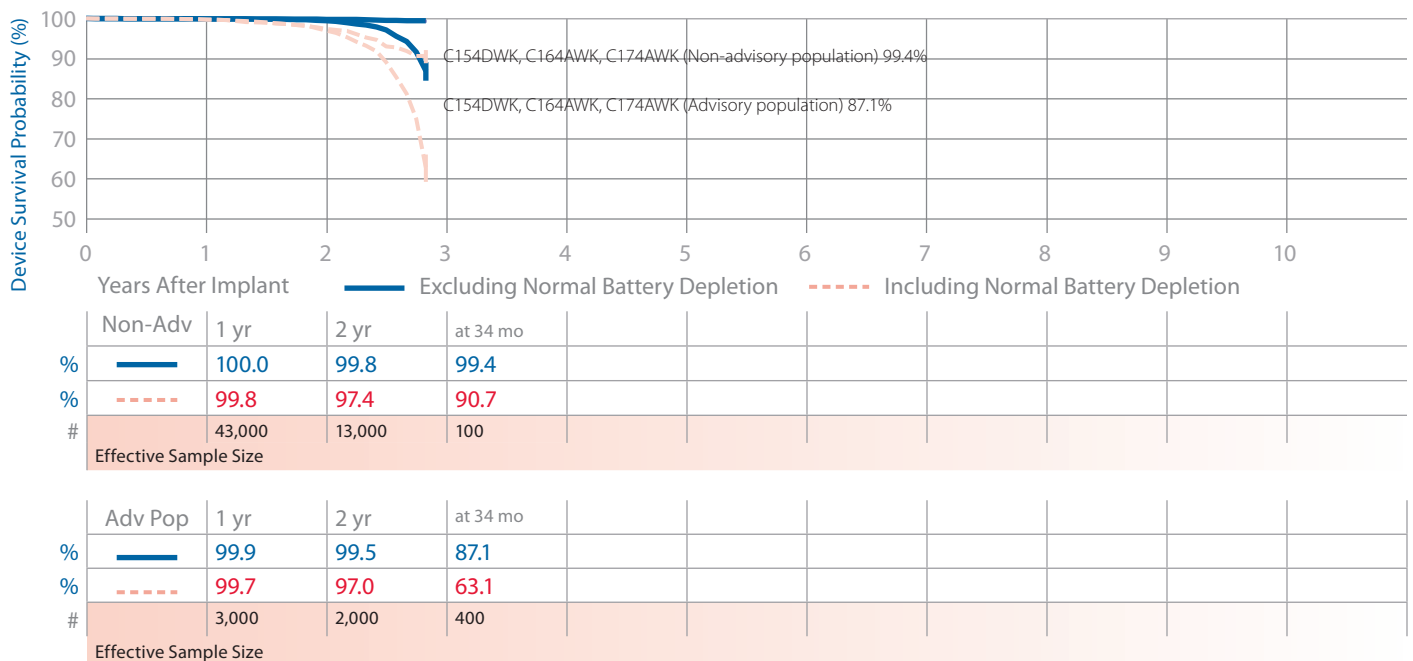
**C154DWK, C164AWK, C174AWK Concerto**

(N) (A) Product Characteristics

US Market Release	May-06	Malfunctions (US)	69	162	NBD Code	VVED
Registered US Implants	77,000	<b>Therapy Function Not Compromised</b>	52	159	Serial Number Prefix	PVU, PVT, PVR
Estimated Active US Implants	61,000	Electrical Component	6	156	Max Delivered Energy	35 J
Normal Battery Depletions (US)	363	Possible Early Battery Depletion	46	3	Estimated Longevity	<a href="#">See page 20</a>
<b>Advisories:</b> <a href="#">See page 136</a> – 2009 Potential Reduced Device Longevity		<b>Therapy Function Compromised</b>	17	3		
		Electrical Component	16	3		
		Electrical Interconnect	1			

**Performance Note:** [See page 144](#) – Anomalies in MOSFET Integrated Circuit Technology

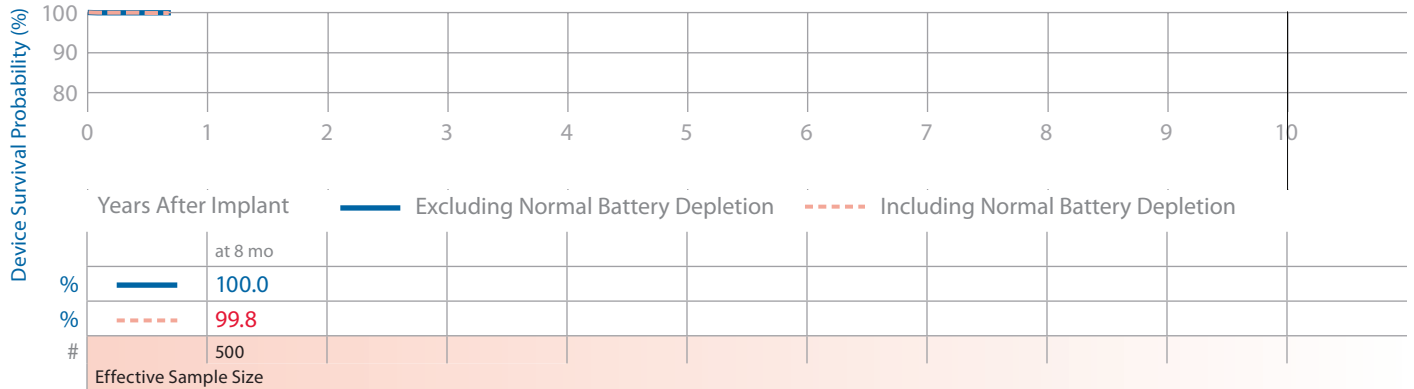
(N) = Non-advisory population  
(A) = Advisory population



**D224TRK Consulta CRT-D**

Product Characteristics

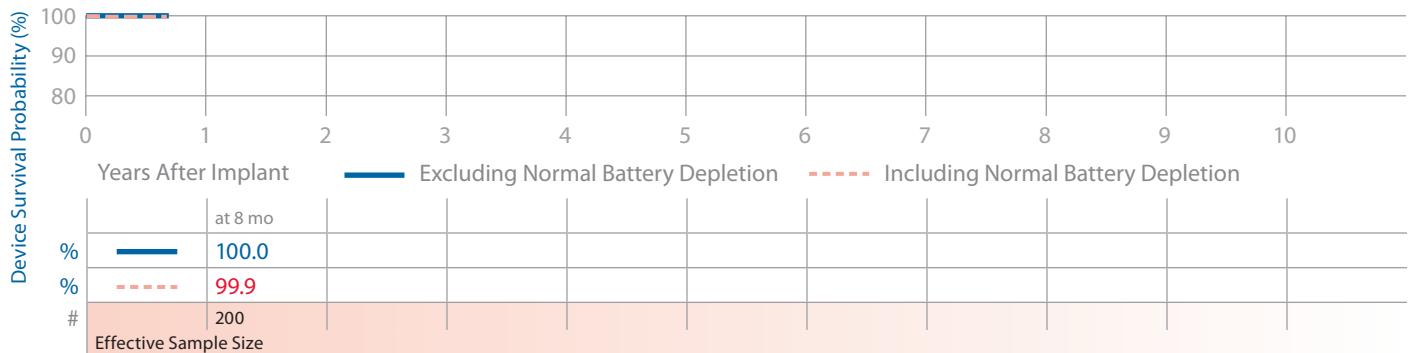
US Market Release	Sept-08	Malfunctions (US)	2	NBD Code	DDED
Registered US Implants	9,000	<b>Therapy Function Not Compromised</b>	1	Serial Number Prefix	PUD
Estimated Active US Implants	8,000	Software/Firmware	1	Max Delivered Energy	35 J
Normal Battery Depletions (US)	1	<b>Therapy Function Compromised</b>	1	Estimated Longevity	<a href="#">See page 20</a>
Advisories	None	Electrical Component	1		



**D284TRK Maximo II CRT-D**

Product Characteristics

US Market Release	Sept-08	Malfunctions (US)	0	NBD Code	VVED
Registered US Implants	3,000	<b>Therapy Function Not Compromised</b>	0	Serial Number Prefix	PZP
Estimated Active US Implants	3,000	<b>Therapy Function Compromised</b>	0	Max Delivered Energy	35 J
Normal Battery Depletions (US)	1			Estimated Longevity	<a href="#">See page 20</a>
Advisories	None				



**Device Survival Summary** (95% Confidence Interval)

The following table shows CRT device survival estimates with 95% confidence intervals. Estimates are shown both with and without normal battery depletions included.

Model Number	Family	US Market Release	Registered US Implants	Estimated Active US Implants	Normal Battery Depletions (US)	Malfunctions (US)		Device Survival Probability (%)													
						Therapy Function Compromised	Therapy Function Not Compromised	Years After Implant													
								1 yr	2 yr	3 yr	4 yr	5 yr	6 yr	7 yr	8 yr	10 yr					
<b>7289</b>	InSync II Marquis	Jul-03	28,000	1,000	5,905	31 + 253 = 284	Total	99.9	99.7	98.7	98.0	98.0	98.0	98.0	98.0	98.0	98.0	98.0	98.0	98.0	
						(9) + (0) = (9) (advisory-related subset)	Excluding Normal Battery Depletion	+0.0/-0.0	+0.1/-0.1	+0.2/-0.2	+0.1/-0.1	+0.2/-0.3	+0.2/-0.3	+0.2/-0.3	+0.2/-0.3	+0.2/-0.3	+0.2/-0.3	+0.2/-0.3	+0.2/-0.3	+0.2/-0.3	+0.2/-0.3
<b>7297</b>	InSync Sentry	Nov-04	9,000	2,000	933	1 + 30 = 31	Total	100.0	99.9	99.6	99.5	99.5	99.5	99.5	99.5	99.5	99.5	99.5	99.5	99.5	99.5
							Excluding Normal Battery Depletion	+0.0/-0.1	+0.1/-0.1	+0.1/-0.2	+0.1/-0.2	+0.2/-0.2	+0.2/-0.2	+0.2/-0.2	+0.2/-0.2	+0.2/-0.2	+0.2/-0.2	+0.2/-0.2	+0.2/-0.2	+0.2/-0.2	+0.2/-0.2
<b>7299</b>	InSync Sentry	Apr-05	31,000	15,000	1,458	6 + 49 = 55	Total	100.0	99.9	99.7	99.7	99.7	99.7	99.7	99.7	99.7	99.7	99.7	99.7	99.7	99.7
							Excluding Normal Battery Depletion	+0.0/-0.0	+0.0/-0.0	+0.1/-0.1	+0.1/-0.1	+0.1/-0.1	+0.1/-0.1	+0.1/-0.1	+0.1/-0.1	+0.1/-0.1	+0.1/-0.1	+0.1/-0.1	+0.1/-0.1	+0.1/-0.1	+0.1/-0.1
<b>7303</b>	InSync Maximo	Jun-04	17,000	3,000	2,590	6 + 60 = 66	Total	100.0	99.8	99.6	99.4	99.4	99.4	99.4	99.4	99.4	99.4	99.4	99.4	99.4	99.4
							Excluding Normal Battery Depletion	+0.0/-0.0	+0.1/-0.1	+0.1/-0.1	+0.1/-0.1	+0.1/-0.1	+0.1/-0.1	+0.1/-0.1	+0.1/-0.1	+0.1/-0.1	+0.1/-0.1	+0.1/-0.1	+0.1/-0.1	+0.1/-0.1	+0.1/-0.1
<b>7304</b>	InSync Maximo	Apr-05	19,000	10,000	715	2 + 27 = 29	Total	100.0	99.9	99.7	99.7	99.7	99.7	99.7	99.7	99.7	99.7	99.7	99.7	99.7	99.7
							Excluding Normal Battery Depletion	+0.0/-0.0	+0.0/-0.1	+0.1/-0.1	+0.1/-0.1	+0.1/-0.1	+0.1/-0.1	+0.1/-0.1	+0.1/-0.1	+0.1/-0.1	+0.1/-0.1	+0.1/-0.1	+0.1/-0.1	+0.1/-0.1	+0.1/-0.1
<b>8040</b>	InSync	Aug-01	15,000	2,000	675	21 + 7 = 28	Total	100.0	100.0	99.9	99.8	99.8	99.8	99.8	99.8	99.8	99.8	99.8	99.8	99.8	99.8
							Excluding Normal Battery Depletion	+0.0/-0.0	+0.0/-0.1	+0.0/-0.1	+0.0/-0.1	+0.0/-0.1	+0.0/-0.1	+0.0/-0.1	+0.0/-0.1	+0.0/-0.1	+0.0/-0.1	+0.0/-0.1	+0.0/-0.1	+0.0/-0.1	+0.0/-0.1
<b>8042</b>	InSync III	Feb-03	31,000	17,000	324	3 + 3 = 6	Total	100.0	100.0	100.0	99.9	99.9	99.9	99.9	99.9	99.9	99.9	99.9	99.9	99.9	99.9
							Excluding Normal Battery Depletion	+0.0/-0.0	+0.0/-0.0	+0.0/-0.0	+0.0/-0.0	+0.0/-0.0	+0.0/-0.0	+0.0/-0.0	+0.0/-0.0	+0.0/-0.0	+0.0/-0.0	+0.0/-0.0	+0.0/-0.0	+0.0/-0.0	+0.0/-0.0
							Total	100.0	99.2	99.2	97.3	97.3	97.3	97.3	97.3	97.3	97.3	97.3	97.3	97.3	97.3
							Including Normal Battery Depletion	+0.0/-0.0	+0.1/-0.1	+0.1/-0.2	+0.3/-0.3	+0.3/-0.3	+0.3/-0.3	+0.3/-0.3	+0.3/-0.3	+0.3/-0.3	+0.3/-0.3	+0.3/-0.3	+0.3/-0.3	+0.3/-0.3	+0.3/-0.3
							Total	100.0	99.2	99.2	94.3	94.3	94.3	94.3	94.3	94.3	94.3	94.3	94.3	94.3	94.3
							Including Normal Battery Depletion	+0.0/-0.0	+0.1/-0.1	+0.1/-0.2	+0.5/-0.6	+0.5/-0.6	+0.5/-0.6	+0.5/-0.6	+0.5/-0.6	+0.5/-0.6	+0.5/-0.6	+0.5/-0.6	+0.5/-0.6	+0.5/-0.6	+0.5/-0.6
							Total	100.0	99.6	99.6	83.8	83.8	83.8	83.8	83.8	83.8	83.8	83.8	83.8	83.8	83.8
							Including Normal Battery Depletion	+0.0/-0.0	+0.1/-0.1	+0.1/-0.1	+1.9/-2.1	+1.9/-2.1	+1.9/-2.1	+1.9/-2.1	+1.9/-2.1	+1.9/-2.1	+1.9/-2.1	+1.9/-2.1	+1.9/-2.1	+1.9/-2.1	+1.9/-2.1
							Total	100.0	99.6	99.6	52.1	52.1	52.1	52.1	52.1	52.1	52.1	52.1	52.1	52.1	52.1
							Including Normal Battery Depletion	+0.0/-0.0	+0.1/-0.1	+0.1/-0.1	+4.1/-4.3	+4.1/-4.3	+4.1/-4.3	+4.1/-4.3	+4.1/-4.3	+4.1/-4.3	+4.1/-4.3	+4.1/-4.3	+4.1/-4.3	+4.1/-4.3	+4.1/-4.3
							Total	100.0	99.6	99.6	99.6	99.6	99.6	99.6	99.6	99.6	99.6	99.6	99.6	99.6	99.6
							Including Normal Battery Depletion	+0.0/-0.0	+0.1/-0.1	+0.1/-0.1	+0.1/-0.1	+0.1/-0.1	+0.1/-0.1	+0.1/-0.1	+0.1/-0.1	+0.1/-0.1	+0.1/-0.1	+0.1/-0.1	+0.1/-0.1	+0.1/-0.1	+0.1/-0.1

continued



**Device Survival Summary** continued

Model Number	Family	US Market Release	Registered US Implants	Estimated Active US Implants	Normal Battery Depletions (US)	Malfunctions (US)		Device Survival Probability (%)									
						Therapy Function Compromised	Function Not Compromised	Years After Implant									
						17	69	1 yr	2 yr	3 yr	4 yr	5 yr	6 yr	7 yr	8 yr	10 yr	
C154DWK, C164AWK, C174AWK (Non-advisory population)	Concerto	May-06	74,000	59,000	363	17 + 52 = 69	Total	100.0 +0.0/-0.0	99.8 +0.1/-0.1	99.4 +0.3/-0.4 at 34 mo							
See page 144 – Performance note on Anomalies in MOSFET Integrated Circuit Technology								99.8 +0.0/-0.0	97.4 +0.2/-0.2	90.7 +1.5/-1.7 at 34 mo							
C154DWK, C164AWK, C174AWK (Advisory population)	Concerto	May-06	4,000	2,000	97	3 + 159 = 162	Total	99.9 +0.1/-0.2	99.5 +0.2/-0.4	87.1 +2.1/-2.5 at 34 mo							
Advisories: See page 136 – 2009 Potential Reduced Device Longevity								99.7 +0.1/-0.3	97.0 +0.6/-0.7	63.1 +3.3/-3.5 at 34 mo							
See page 144 – Performance note on Anomalies in MOSFET Integrated Circuit Technology																	
D224TRK	Consulta CRT-D	Sept-08	9,000	8,000	1	1 + 1 = 2	Total	100.0 +0.0/-0.1 at 8 mo	99.8 +0.1/-0.3 at 8 mo								
Excluding Normal Battery Depletion																	
Including Normal Battery Depletion																	
D284TRK	Maximo II CRT-D	Sept-08	3,000	3,000	1	0 + 0 = 0	Total	100.0 +0.0/-0.0 at 8 mo	99.9 +0.1/-0.3 at 8 mo								
Excluding Normal Battery Depletion																	
Including Normal Battery Depletion																	

**Reference Chart**

The longevity estimates provided are mean values calculated for the parameters given. The actual longevity achieved for any device while implanted will depend on the actual programmed parameters and patient factors, and may differ significantly from these estimates.

Model Number	Family	Connector Style	Volume/ Mass*	Delivered Energy	Estimated Longevity					Elective Replacement (ERI)***		End of Life (EOL) Battery Voltage
					Charging Frequency**	100% Pacing#	50% Pacing#	15% Pacing#	100% Sensing	Battery Voltage	Charge Time	
7289	InSync II Marquis	DR+LV true	38 cc 76 g	30 J	Monthly	3.3	3.6	4.0	4.2	≤ 2.62 V	> 16 second charge time	3 months after ERI
					Quarterly	4.2	4.9	5.5	5.8			
					Semiannual	4.5	5.4	6.1	6.6			
7295	InSync II Protect	DR+LV true	38 cc 77 g	30 J	Monthly	3.3	3.7	4.0	4.2	≤ 2.62 V	> 16 second charge time	3 months after ERI
					Quarterly	4.2	4.9	5.5	5.9			
					Semiannual	4.5	5.4	6.2	6.6			
7297	InSync Sentry	DR+LV true	40 cc 78 g	35 J	Monthly	3.3	3.7	4.1	4.3	≤ 2.62 V	> 16 second charge time	3 months after ERI
					Quarterly	4.5	5.3	6.2	6.6			
					Semiannual	5.0	6.0	7.1	7.7			
7299	InSync Sentry	DR+LV true	40 cc 78 g	35 J	Monthly	3.3	3.7	4.1	4.3	≤ 2.62 V	> 16 second charge time	3 months after ERI
					Quarterly	4.5	5.3	6.2	6.6			
					Semiannual	5.0	6.0	7.1	7.7			
7303	InSync Maximo	DR+LV true	40 cc 78 g	35 J	Monthly	3.3	3.7	4.1	4.3	≤ 2.62 V	> 16 second charge time	3 months after ERI
					Quarterly	4.5	5.3	6.2	6.6			
					Semiannual	5.0	6.0	7.1	7.7			
7304	InSync Maximo	DR+LV true	40 cc 78 g	35 J	Monthly	3.3	3.7	4.1	4.3	≤ 2.62 V	> 16 second charge time	3 months after ERI
					Quarterly	4.5	5.3	6.2	6.6			
					Semiannual	5.0	6.0	7.1	7.7			

Family	Model Number	Amplitude Setting	Estimated Longevity		Elective Replacement Time Indicators
			500 Lead Ω	1000 Lead Ω	
InSync	8040	Low 2.5 V (A, RV)	11.9	13.7	**
		Nominal 3.5 V (A, RV)	8.9	11.4	
		High 5.0 V (A, RV)	6.6	9.1	
InSync III	8042	Low 2.5 V (A, RV, LV)	8.3	9.9	**
		Nominal 3.5 V (A, RV, LV)	5.9	7.8	
		High 5.0 V (A, RV, LV)	4.1	6.0	

Model Number	Family	Connector Style	Volume/ Mass*	Delivered Energy	Estimated Longevity					Recommended Replacement (RRT)***		End of Service (EOS)
					Charging Frequency**	100% Pacing#	50% Pacing#	15% Pacing#	100% Sensing	Battery Voltage	Charge Time	
C154DWK, C164AWK, C174AWK	Concerto	DR+LV true	38 cc 68 g	35 J	Monthly	3.8	4.3	4.8	5.0	≤ 2.62 V	—	3 month after RRT or > 16-second charge time
					Quarterly	5.5	6.8	8.0	8.8			
					Semiannual	6.3	8.0	9.8	11.0			
D224TRK	Consulta	DR+LV true	38 cc/ 68 g	35 J	Monthly	3.2	3.8	4.4	4.7	≤ 2.63 V	—	3 month after RRT or > 16-second charge time
					Quarterly	4.4	5.5	6.8	7.5			
					Semiannual	4.8	6.2	7.9	9.0			
D284TRK	Maximo II	DR+LV true	38 cc/ 68 g	35 J	Monthly	3.2	3.8	4.4	4.7	≤ 2.63 V	—	3 month after RRT or > 16-second charge time
					Quarterly	4.4	5.5	6.8	7.5			
					Semiannual	4.8	6.2	7.9	9.0			

\* Volume and mass differ by connector style.

\*\* A full charge is a full energy therapeutic shock or capacitor reformation.

\*\*\* The minimum time between ERI and EOL (or RRT and EOS) is 3 months (100% pacing, two charges per month).

‡ Pacing mode is DDD for CRT models. Parameter settings; lower rate at 60 ppm, sensing rate at 70 bpm, (A, RV, LV) 3.0 V amplitude, 0.4 ms pulse width, and 510-ohm pace load per applicable channel. CRT models with shared biventricular pacing; InSync Marquis 7277 (LV impedance set to 510 ohms), InSync ICD 7272 (RV amplitude set to 4.0 V).

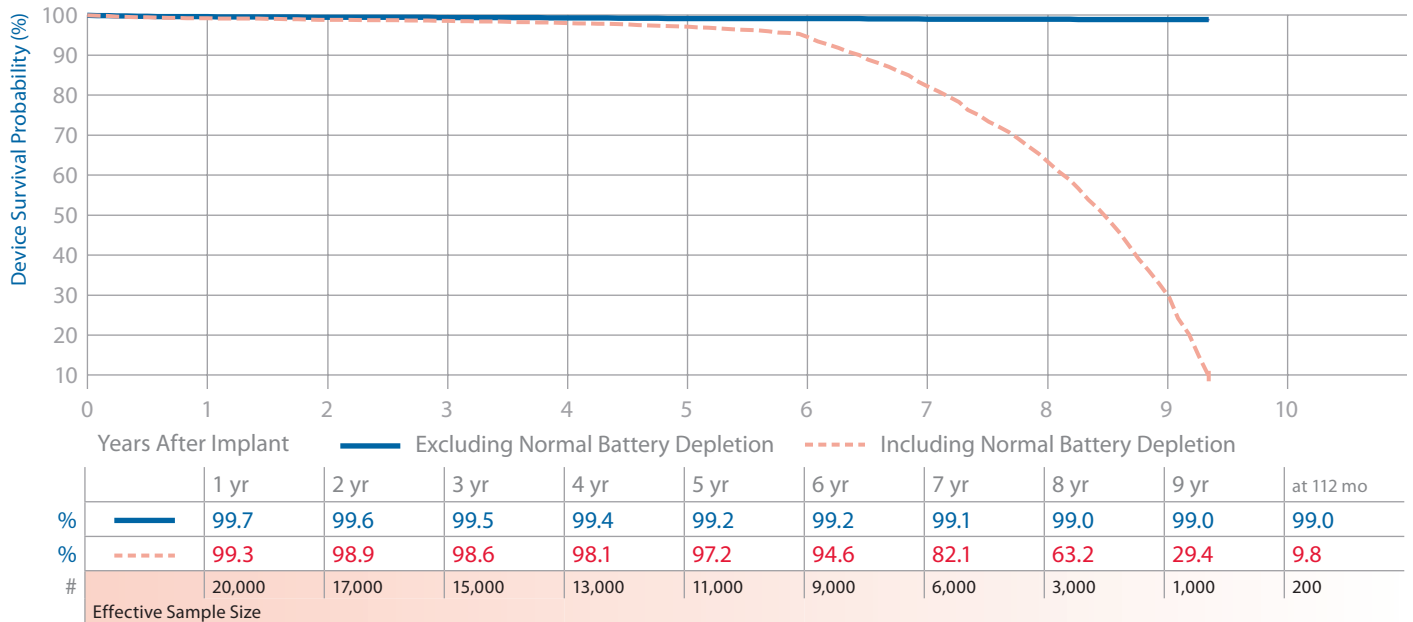
**7227 GEM**

Product Characteristics

US Market Release	Oct-98
Registered US Implants	22,000
Estimated Active US Implants	2,000
Normal Battery Depletions (US)	2,254
Advisories	None

Malfunctions (US) 151

NBD Code	VVEV
Serial Number Prefix	PIP, PLN, PLP, PLR
Max Delivered Energy	35 J
Estimated Longevity	<a href="#">See page 35</a>



**7230 Marquis VR**

Product Characteristics

US Market Release	Dec-02
Registered US Implants	19,000
Estimated Active US Implants	8,000
Normal Battery Depletions (US)	120
Advisories: <a href="#">See page 140</a> – 2005 Potential Premature Battery Depletion Due to Battery Short	

Malfunctions (US) 41

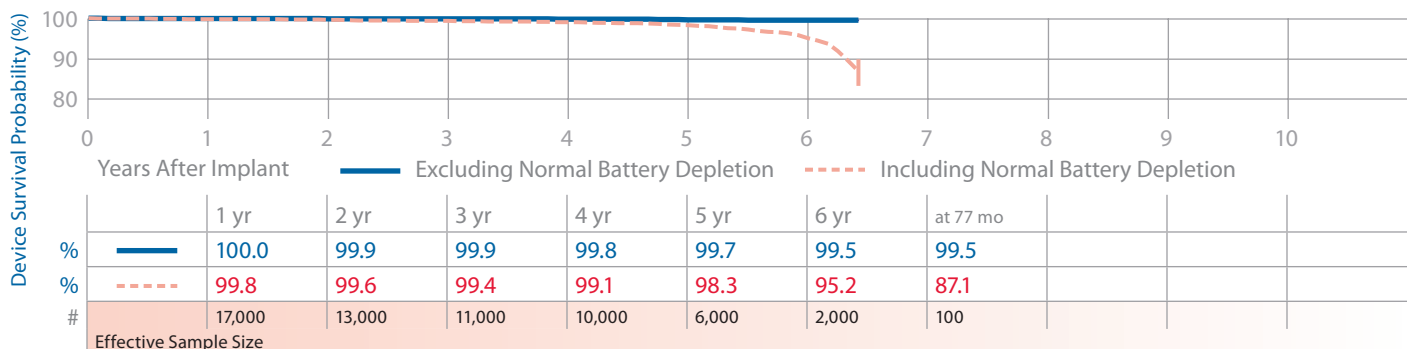
**Therapy Function Not Compromised** 26

- Electrical Component 12
- Software/Firmware 1
- Possible Early Battery Depletion 12
- Other 1

**Therapy Function Compromised** 15

- Battery (9 malfunctions related to advisory) 10
- Electrical Component 5

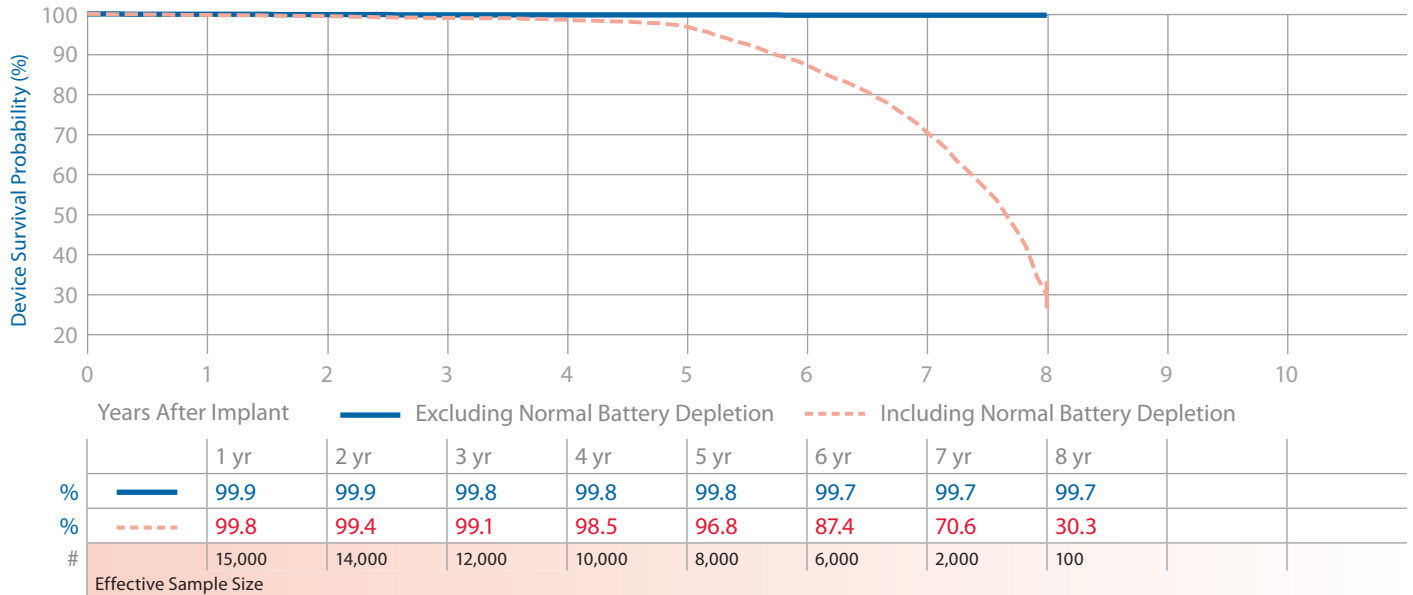
NBD Code	VVEV
Serial Number Prefix	PKD, PLW, PLY
Max Delivered Energy	30 J
Estimated Longevity	<a href="#">See page 35</a>



**7231 GEM III VR**

Product Characteristics

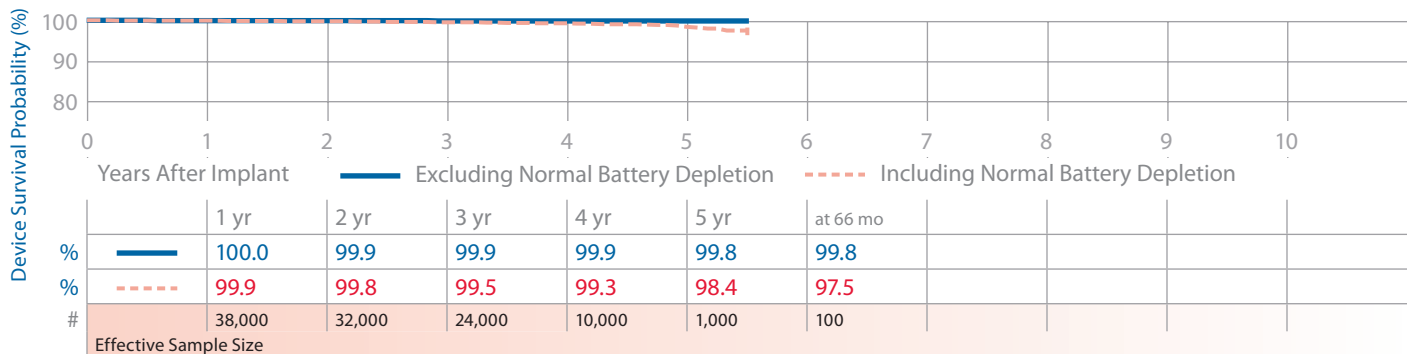
US Market Release	Dec-00	Malfunctions (US)	36	NBD Code	VVEV
Registered US Implants	17,000	<b>Therapy Function Not Compromised</b>	27	Serial Number Prefix	PJL
Estimated Active US Implants	5,000	Battery	1	Max Delivered Energy	30 J
Normal Battery Depletions (US)	1,177	Electrical Component	22	Estimated Longevity	<a href="#">See page 35</a>
<b>Performance Note:</b> <a href="#">See page 150</a> – Performance note on ICD Battery Discharge Behavior		Possible Early Battery Depletion	4		
		<b>Therapy Function Compromised</b>	9		
		Battery	1		
		Electrical Component	8		



**7232 Maximo VR**

Product Characteristics

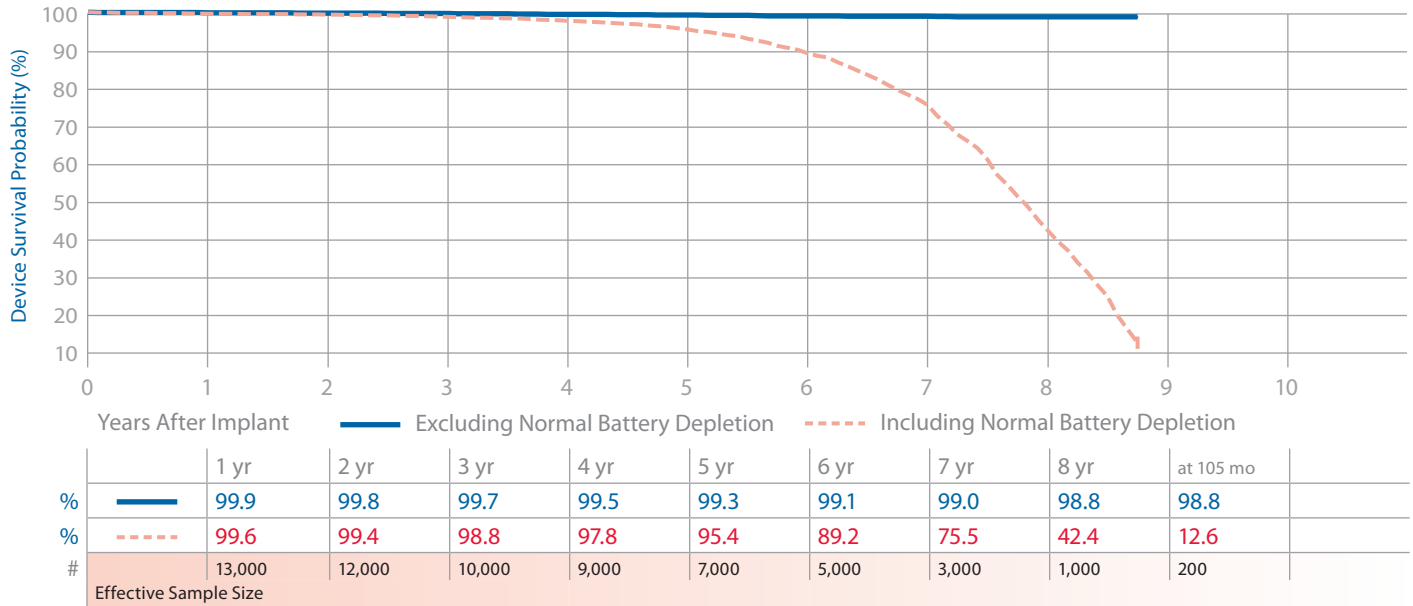
US Market Release	Oct-03	Malfunctions (US)	40	NBD Code	VVED
Registered US Implants	43,000	<b>Therapy Function Not Compromised</b>	29	Serial Number Prefix	PRN
Estimated Active US Implants	29,000	Electrical Component	14	Max Delivered Energy	35 J
Normal Battery Depletions (US)	71	Possible Early Battery Depletion	14	Estimated Longevity	<a href="#">See page 35</a>
<b>Advisories:</b> <a href="#">See page 140</a> – 2005 Potential Premature Battery Depletion Due to Battery Short		Other	1		
		<b>Therapy Function Compromised</b>	11		
		Electrical Component	9		
		Electrical Interconnect	1		
		Possible Early Battery Depletion	1		



**7271 GEM DR**

Product Characteristics

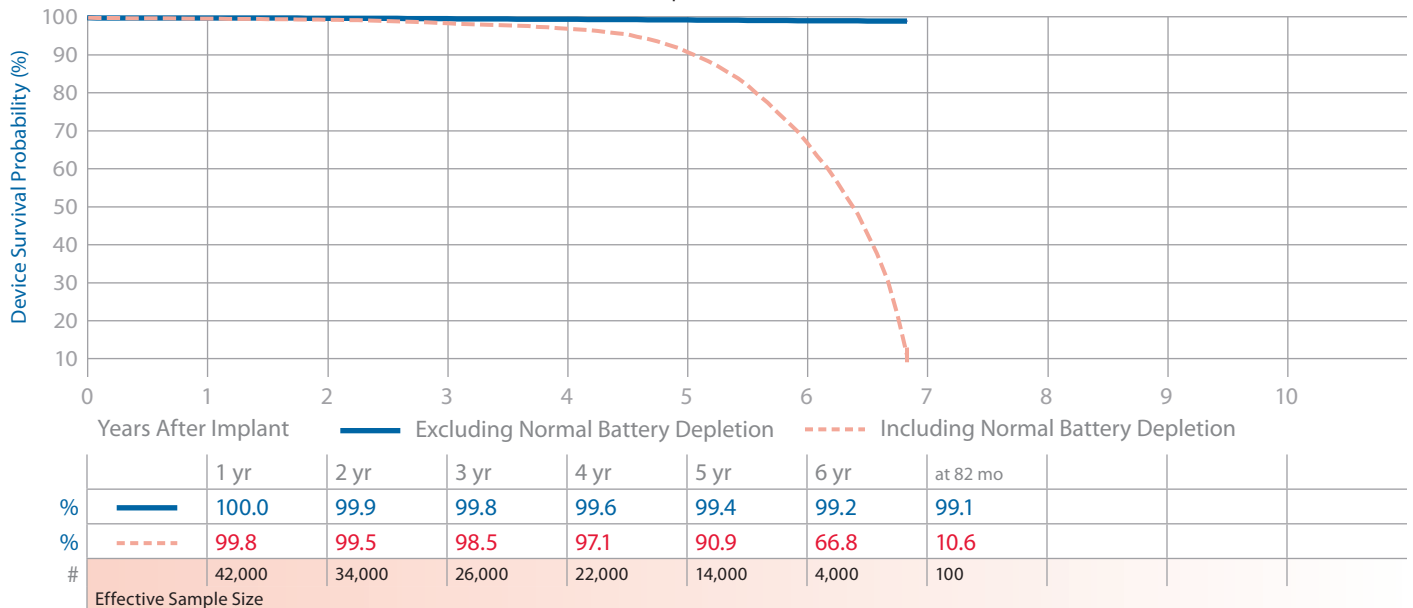
US Market Release	Oct-98	Malfunctions (US)	100	NBD Code	VVED
Registered US Implants	15,000			Serial Number Prefix	PIM
Estimated Active US Implants	1,000			Max Delivered Energy	27 J
Normal Battery Depletions (US)	1,611			Estimated Longevity	<a href="#">See page 35</a>
Advisories	None				



**7274 Marquis DR**

Product Characteristics

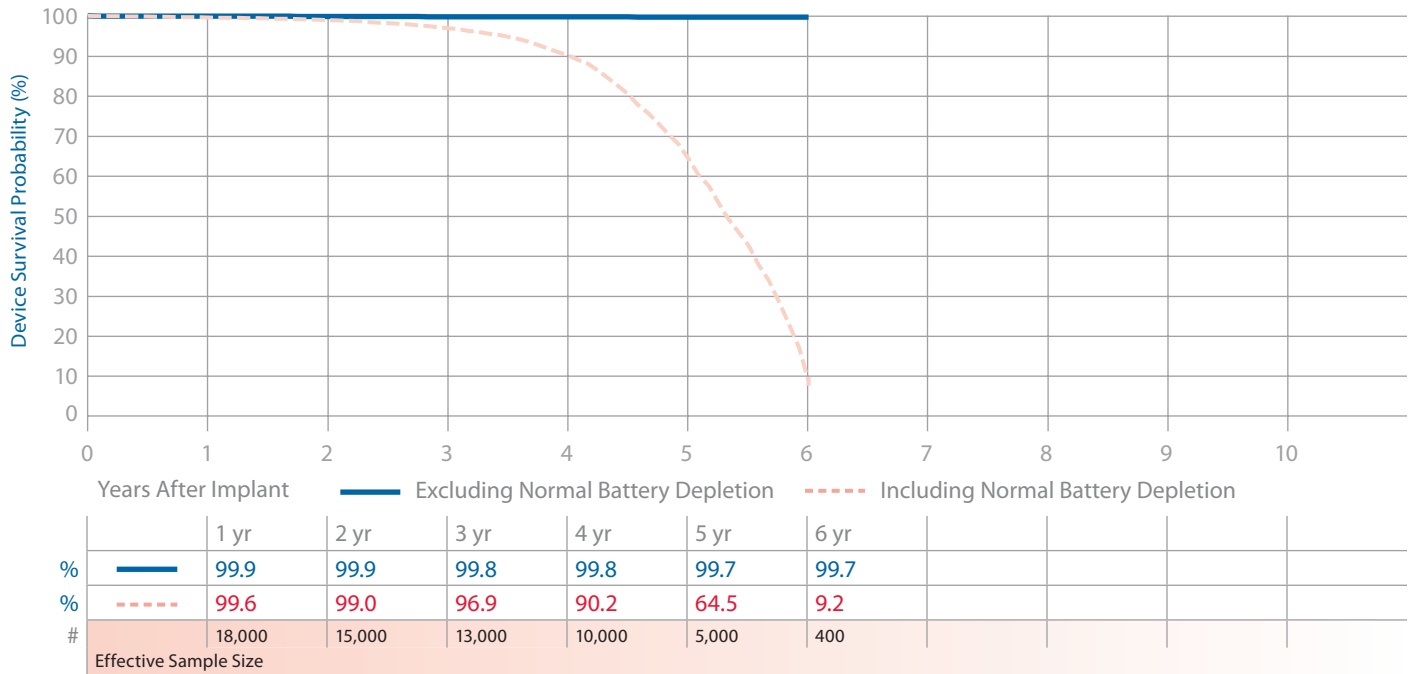
US Market Release	Mar-02	Malfunctions (US)	174	NBD Code	VVED
Registered US Implants	48,000	<b>Therapy Function Not Compromised</b>	78	Serial Number Prefix	PKC
Estimated Active US Implants	12,000	Battery	5	Max Delivered Energy	30 J
Normal Battery Depletions (US)	2,677	Electrical Component	26	Estimated Longevity	<a href="#">See page 35</a>
<b>Advisories:</b> <a href="#">See page 140</a> – 2005 Potential Premature Battery Depletion Due to Battery Short		Possible Early Battery Depletion	47		
		<b>Therapy Function Compromised</b>	96		
		Battery (66 malfunctions related to advisory)	72		
		Electrical Component	24		



**7275 GEM III DR**

Product Characteristics

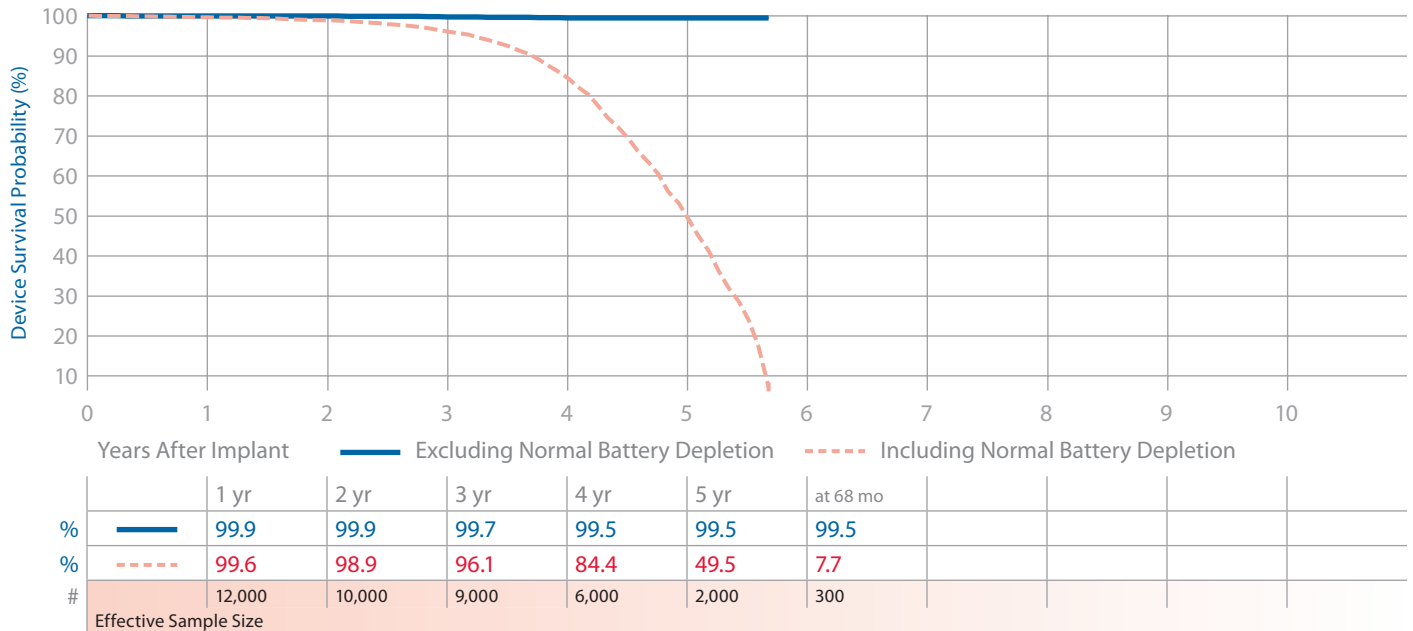
US Market Release	Nov-00	Malfunctions (US)	38	NBD Code	VVED
Registered US Implants	20,000	<b>Therapy Function Not Compromised</b>	27	Serial Number Prefix	PJM
Estimated Active US Implants	1,000	Battery	1	Max Delivered Energy	30 J
Normal Battery Depletions (US)	3,791	Electrical Component	9	Estimated Longevity	<a href="#">See page 35</a>
<b>Performance Note:</b> <a href="#">See page 150</a> – Performance note on ICD Battery Discharge Behavior		Software/Firmware	1		
		Possible Early Battery Depletion	16		
		<b>Therapy Function Compromised</b>	11		
		Battery	2		
		Electrical Component	8		
		Electrical Interconnect	1		



**7276 GEM III AT**

Product Characteristics

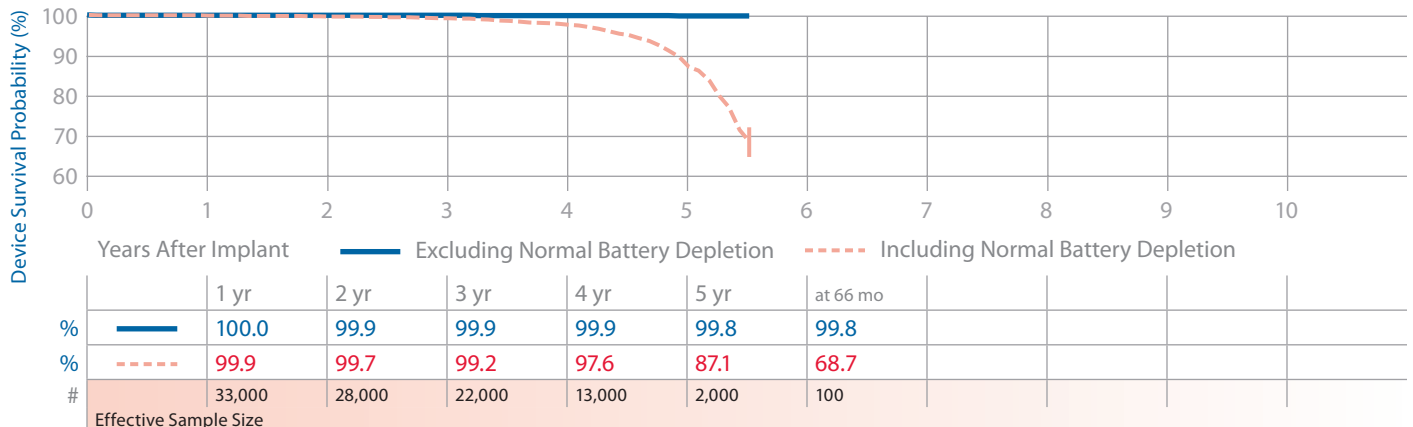
US Market Release	Feb-01	Malfunctions (US)	46	NBD Code	DDED
Registered US Implants	14,000	<b>Therapy Function Not Compromised</b>	39	Serial Number Prefix	PKE
Estimated Active US Implants	300	Electrical Component	7	Max Delivered Energy	30 J
Normal Battery Depletions (US)	2,954	Software/Firmware	1	Estimated Longevity	<a href="#">See page 35</a>
<b>Performance Note:</b> <a href="#">See page 150</a> –		Possible Early Battery Depletion	31		
Performance note on ICD Battery Discharge Behavior		<b>Therapy Function Compromised</b>	7		
		Electrical Component	7		



**7278 Maximo DR**

Product Characteristics

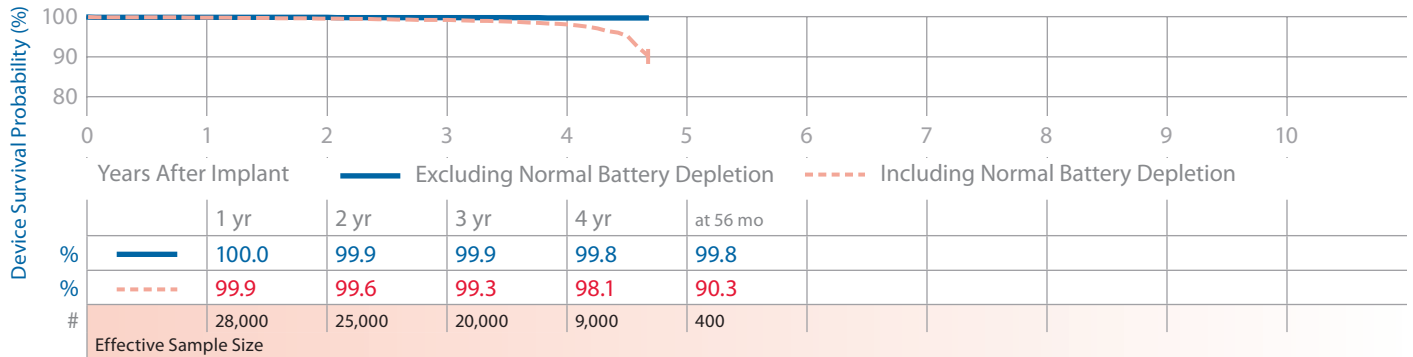
US Market Release	Oct-03	Malfunctions (US)	33	NBD Code	VVED
Registered US Implants	37,000	<b>Therapy Function Not Compromised</b>	25	Serial Number Prefix	PRM
Estimated Active US Implants	23,000	Electrical Component	14	Max Delivered Energy	35 J
Normal Battery Depletions (US)	514	Possible Early Battery Depletion	11	Estimated Longevity	<a href="#">See page 35</a>
<b>Advisories:</b> <a href="#">See page 140</a> – 2005 Potential Premature Battery Depletion Due to Battery Short		<b>Therapy Function Compromised</b>	8		
		Electrical Component	7		
		Possible Early Battery Depletion	1		



**7288 Intrinsic**

Product Characteristics

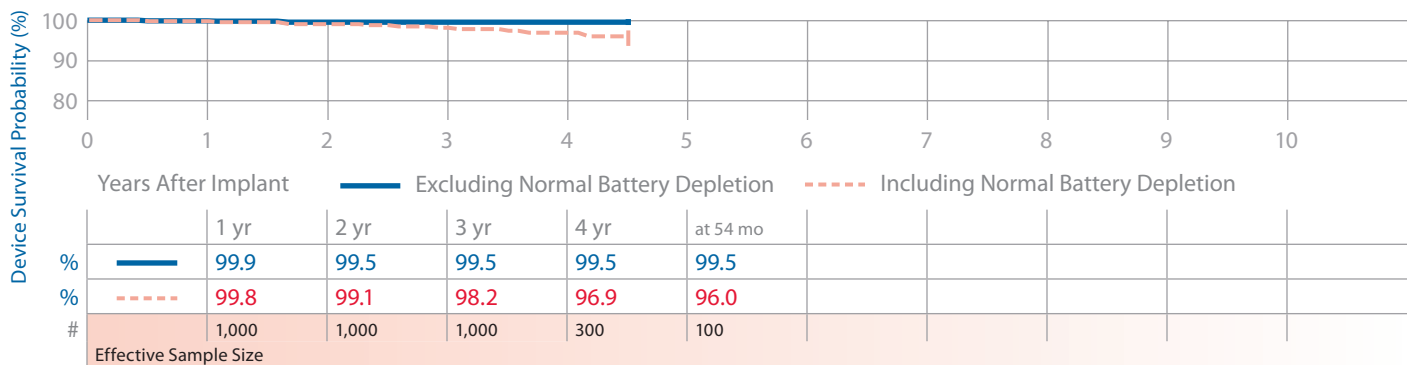
US Market Release	Aug-04	Malfunctions (US)	41	NBD Code	VVED
Registered US Implants	31,000	<b>Therapy Function Not Compromised</b>	34	Serial Number Prefix	PUB
Estimated Active US Implants	20,000	Battery	2	Max Delivered Energy	35 J
Normal Battery Depletions (US)	196	Electrical Component	12	Estimated Longevity	<a href="#">See page 35</a>
Advisories	None	Software/Firmware	1		
		Possible Early Battery Depletion	19		
		<b>Therapy Function Compromised</b>	7		
		Electrical Component	7		



**7290 Onyx**

Product Characteristics

US Market Release	Mar-04	Malfunctions (US)	4	NBD Code	VVEV
Registered US Implants	1,000	<b>Therapy Function Not Compromised</b>	3	Serial Number Prefix	PRP
Estimated Active US Implants	1,000	Electrical Component	2	Max Delivered Energy	30 J
Normal Battery Depletions (US)	7	Possible Early Battery Depletion	1	Estimated Longevity	<a href="#">See page 35</a>
Advisories	None	<b>Therapy Function Compromised</b>	1		
		Electrical Component	1		

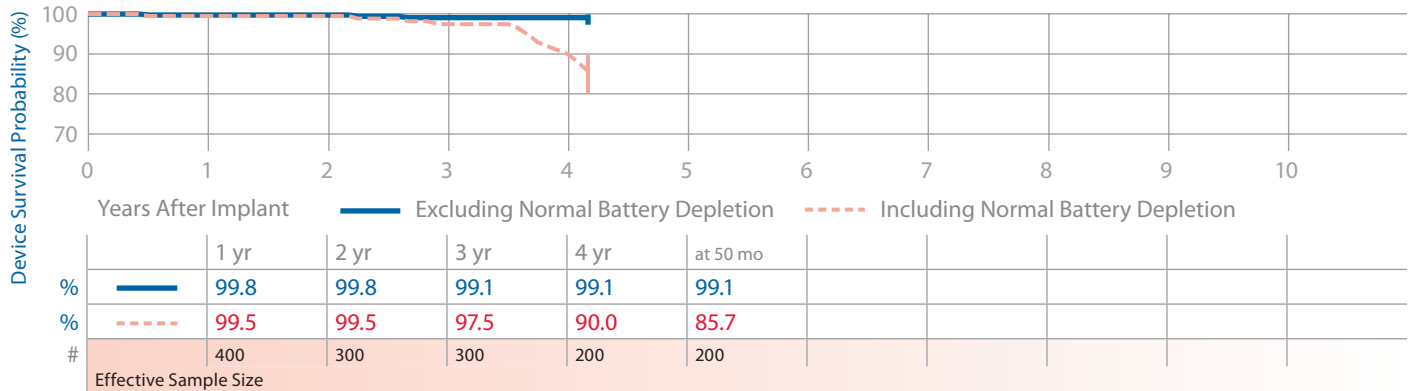




**D153ATG, D153DRG EnTrust**

Product Characteristics

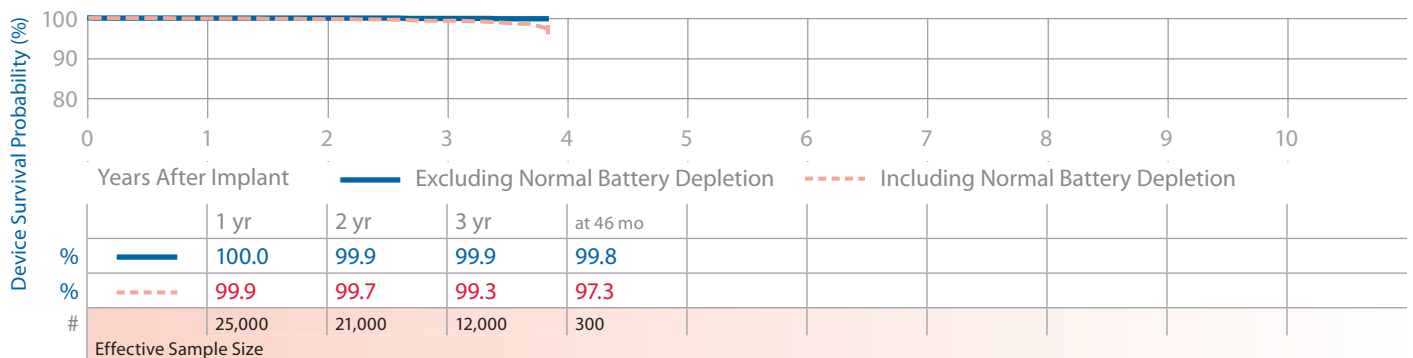
US Market Release	Jun-05	Malfunctions (US)	4	NBD Code	DDED, VVED
Registered US Implants	500	<b>Therapy Function Not Compromised</b>	3	Serial Number Prefix	PNR
Estimated Active US Implants	300	Possible Early Battery Depletion	3	Max Delivered Energy	30 J
Normal Battery Depletions (US)	21	<b>Therapy Function Compromised</b>	1	Estimated Longevity	<a href="#">See page 36</a>
Advisories	None	Electrical Component	1		



**D154ATG, D154DRG EnTrust**

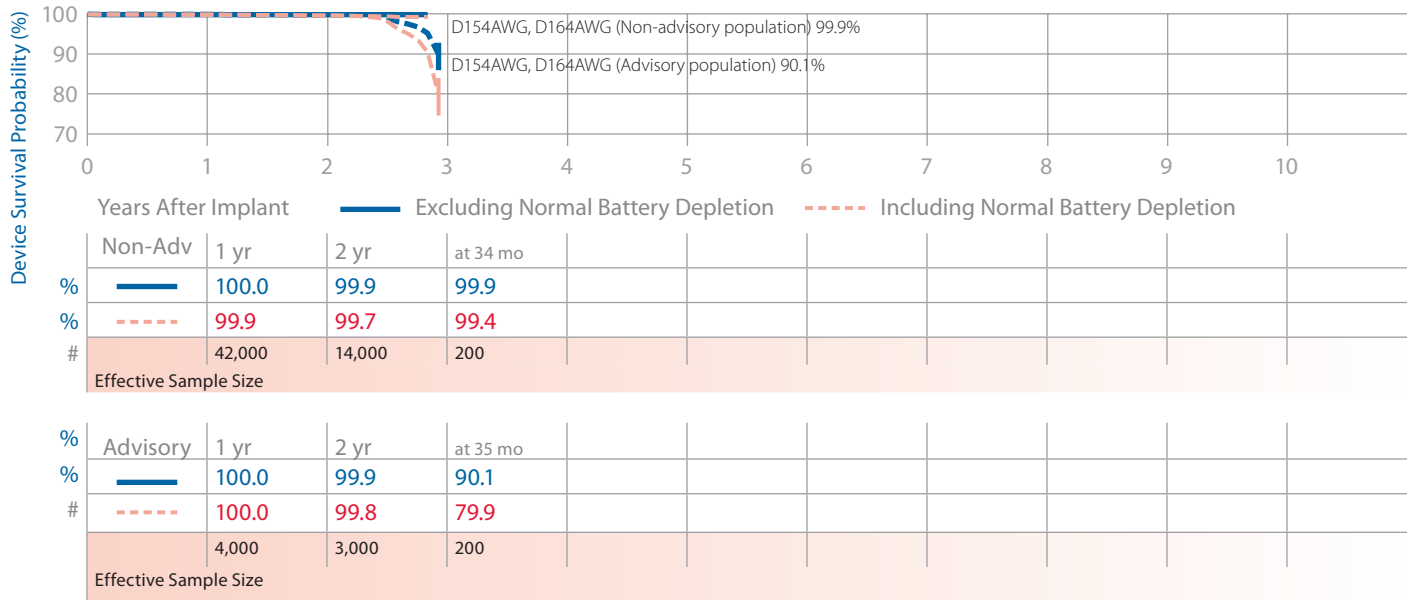
Product Characteristics

US Market Release	Jun-05	Malfunctions (US)	28	NBD Code	DDED, VVED
Registered US Implants	28,000	<b>Therapy Function Not Compromised</b>	22	Serial Number Prefix	PNR
Estimated Active US Implants	21,000	Electrical Component	9	Max Delivered Energy	35 J
Normal Battery Depletions (US)	62	Possible Early Battery Depletion	13	Estimated Longevity	<a href="#">See page 36</a>
Advisories	None	<b>Therapy Function Compromised</b>	6		
		Electrical Component	6		



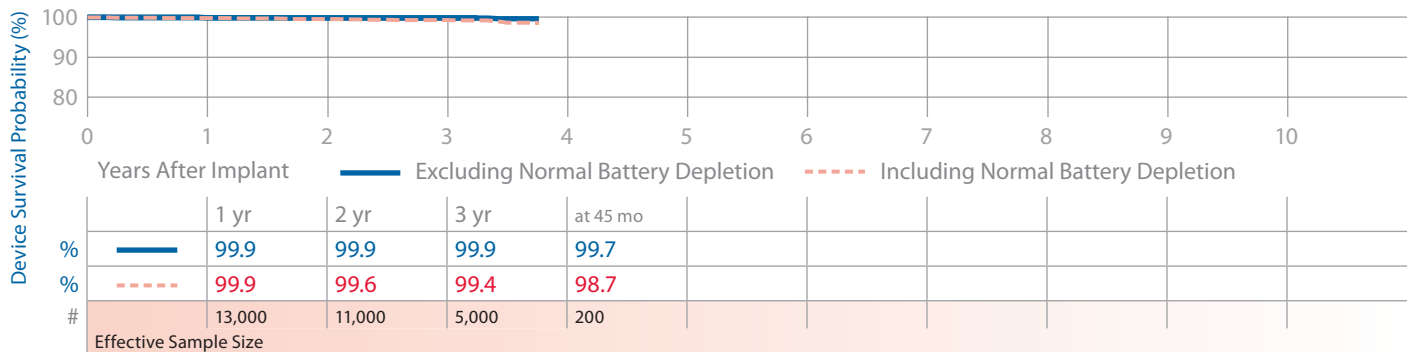
**D154AWG, D164AWG Virtuoso**

				(N)	(A)	Product Characteristics	
US Market Release	May-06	Malfunctions (US)	27	83	NBD Code	VVED	
Registered US Implants	70,000	<b>Therapy Function Not Compromised</b>	9	82	Serial Number Prefix	PVV, PUL	
Estimated Active US Implants	61,000	Electrical Component	5	82	Max Delivered Energy	35 J	
Normal Battery Depletions (US)	35	Electrical Interconnect	1		Estimated Longevity	<a href="#">See page 36</a>	
<b>Advisories:</b> <a href="#">See page 136</a> – 2009 Potential Reduced Device Longevity		Possible Early Battery Depletion	3				
		<b>Therapy Function Compromised</b>	18	1			
		Electrical Component	18	1			
<b>Performance Note:</b> <a href="#">See page 144</a> – Anomalies in MOSFET Integrated Circuit Technology							(N) = Non-advisory population (A) = Advisory population



**D154VRC EnTrust**

				(N)	(A)	Product Characteristics	
US Market Release	Jun-05	Malfunctions (US)	19	19	NBD Code	VVEV	
Registered US Implants	14,000	<b>Therapy Function Not Compromised</b>	14	14	Serial Number Prefix	PNT	
Estimated Active US Implants	11,000	Electrical Component	7	7	Max Delivered Energy	35 J	
Normal Battery Depletions (US)	21	Possible Early Battery Depletion	7	7	Estimated Longevity	<a href="#">See page 36</a>	
Advisories	None	<b>Therapy Function Compromised</b>	5	5			
		Electrical Component	5	5			

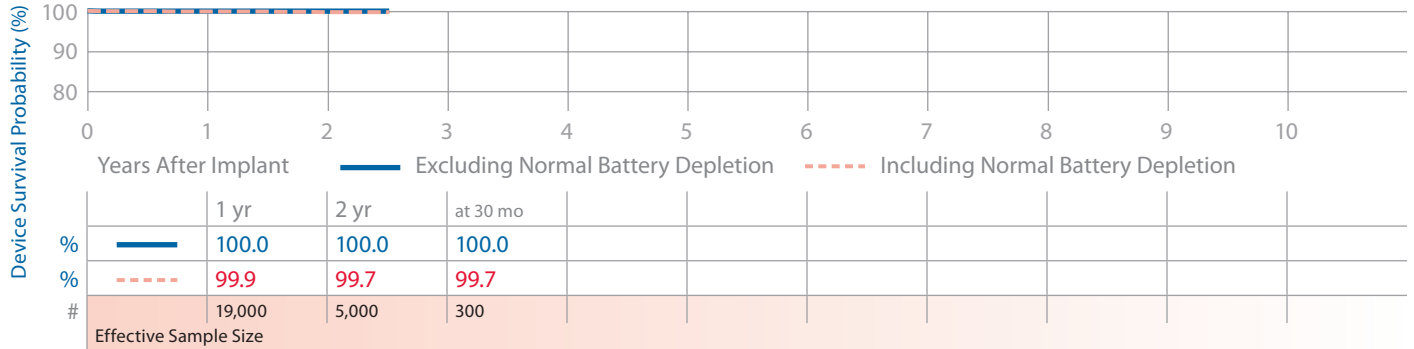


**D154VWC, D164VWC Virtuoso**

Product Characteristics

US Market Release	May-06	Malfunctions (US)	10	NBD Code	VVEV
Registered US Implants	30,000	<b>Therapy Function Not Compromised</b>	3	Serial Number Prefix	PUN, PUP
Estimated Active US Implants	27,000	Electrical Component	2	Max Delivered Energy	35 J
Normal Battery Depletions (US)	12	Electrical Interconnect	1	Estimated Longevity	<a href="#">See page 36</a>
<b>Advisories:</b> <a href="#">See page 136</a> – 2009		<b>Therapy Function Compromised</b>	7		
Potential Reduced Device Longevity		Electrical Component	7		

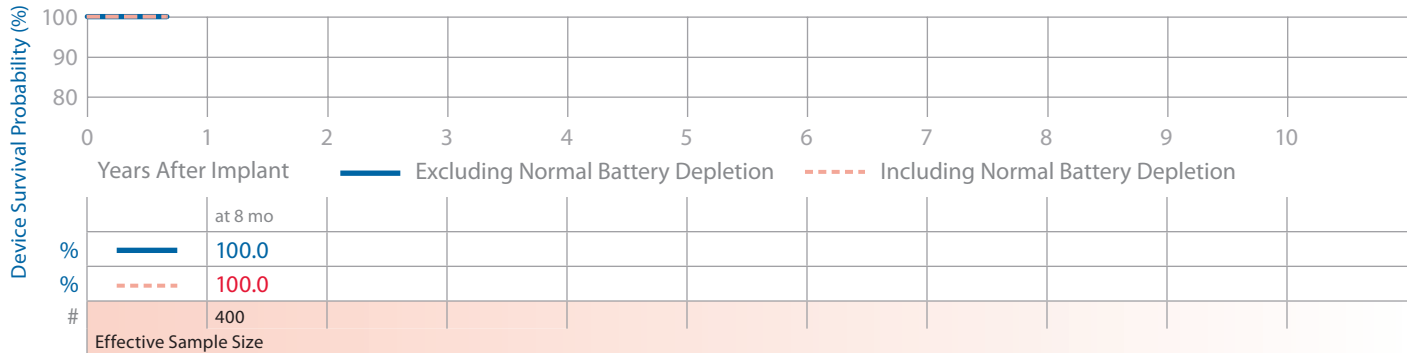
**Performance Note:** [See page 144](#)  
– Anomalies in MOSFET Integrated Circuit Technology



**D224DRG Secura DR**

Product Characteristics

US Market Release	Sept-08	Malfunctions (US)	0	NBD Code	DDED
Registered US Implants	7,000	<b>Therapy Function Not Compromised</b>	0	Serial Number Prefix	PUG
Estimated Active US Implants	7,000	<b>Therapy Function Compromised</b>	0	Max Delivered Energy	35 J
Normal Battery Depletions (US)	0			Estimated Longevity	<a href="#">See page 36</a>
Advisories	None				



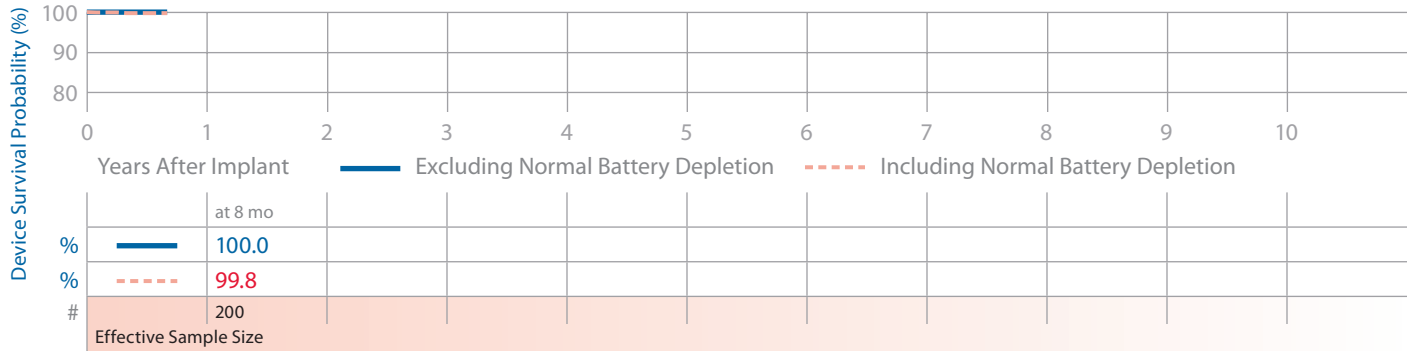
**D224VRC Secura VR**

Product Characteristics

US Market Release	Sept-08
Registered US Implants	3,000
Estimated Active US Implants	3,000
Normal Battery Depletions (US)	2
Advisories	None

Malfunctions (US)	0
<b>Therapy Function Not Compromised</b>	0
<b>Therapy Function Compromised</b>	0

NBD Code	VVEV
Serial Number Prefix	PUX
Max Delivered Energy	35 J
Estimated Longevity	<a href="#">See page 36</a>



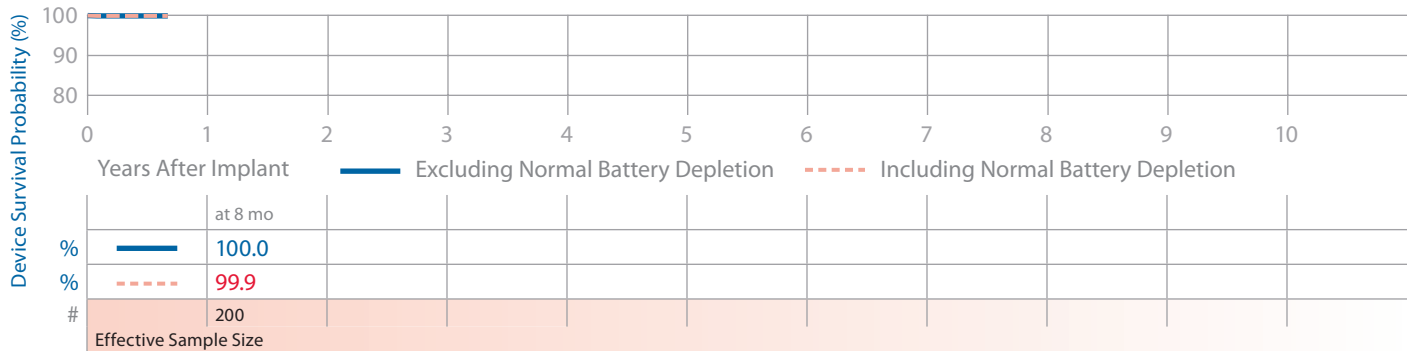
**D284DRG Maximo II DR**

Product Characteristics

US Market Release	Sept-08
Registered US Implants	4,000
Estimated Active US Implants	4,000
Normal Battery Depletions (US)	0
Advisories	None

Malfunctions (US)	1
<b>Therapy Function Not Compromised</b>	0
<b>Therapy Function Compromised</b>	1
Electrical Component	1

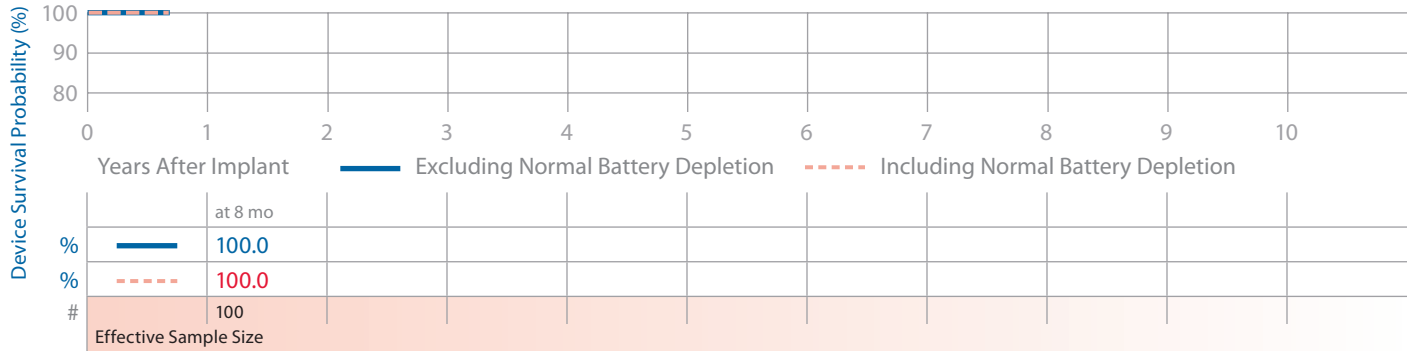
NBD Code	VVED
Serial Number Prefix	PZM
Max Delivered Energy	35 J
Estimated Longevity	<a href="#">See page 36</a>



**D284VRC Maximo II VR**

Product Characteristics

US Market Release	Sept-08	Malfunctions (US)	0	NBD Code	VVEV
Registered US Implants	2,000	<b>Therapy Function Not Compromised</b>	0	Serial Number Prefix	PZN
Estimated Active US Implants	2,000	<b>Therapy Function Compromised</b>	0	Max Delivered Energy	35 J
Normal Battery Depletions (US)	0			Estimated Longevity	<a href="#">See page 36</a>
Advisories	None				





**Device Survival Summary** (95% Confidence Interval)  
 The following table shows ICD device survival estimates with 95% confidence intervals. Estimates are shown both with and without normal battery depletions included.

Model Number	Family	US Market Release	Registered US Implants	Estimated Active US Implants	Normal Battery Depletions (US)	Malfunctions (US)		Device Survival Probability (%)										
						Therapy Function Compromised	Therapy Function Not Compromised	Total	Years After Implant									
									1 yr	2 yr	3 yr	4 yr	5 yr	6 yr	7 yr	8 yr	10 yr	
<b>7227</b>	GEM	Oct-98	22,000	2,000	2,254	—	—	151	99.7 +0.1/-0.1	99.6 +0.1/-0.1	99.5 +0.1/-0.1	99.4 +0.1/-0.1	99.2 +0.1/-0.1	99.2 +0.1/-0.1	99.2 +0.1/-0.1	99.1 +0.1/-0.2	99.0 +0.2/-0.2	99.0 +0.2/-0.2 at 112 mo 98 +1.3/-1.2 at 112 mo
<b>7230</b>	Marquis VR	Dec-02	19,000	8,000	120	15 + 26 =	41	41	100.0 +0.0/-0.0	99.9 +0.0/-0.1	99.9 +0.0/-0.1	99.8 +0.1/-0.1	99.7 +0.1/-0.1	99.5 +0.2/-0.2	99.5 +0.2/-0.2 at 77 mo			
<b>7231</b>	GEM III VR	Dec-00	17,000	5,000	1,177	9 + 27 =	36	36	99.9 +0.0/-0.1	99.9 +0.0/-0.1	99.8 +0.1/-0.1	99.8 +0.1/-0.1	99.8 +0.1/-0.1	99.7 +0.1/-0.1	99.7 +0.1/-0.1	99.7 +0.1/-0.1		
<b>7232</b>	Maximo VR	Oct-03	43,000	29,000	71	11 + 29 =	40	40	100.0 +0.0/-0.0	99.9 +0.0/-0.0	99.9 +0.0/-0.0	99.9 +0.0/-0.1	99.8 +0.1/-0.1	99.8 +0.0/-0.1 at 66 mo				
<b>7271</b>	GEM DR	Oct-98	15,000	1,000	1,611	—	100	100	99.9 +0.0/-0.1	99.8 +0.1/-0.1	99.7 +0.1/-0.1	99.5 +0.1/-0.2	99.3 +0.1/-0.2	99.1 +0.2/-0.2	99.0 +0.2/-0.2	98.8 +0.2/-0.3	98.8 +0.2/-0.3 at 105 mo 12.6 +1.7/-1.6 at 105 mo	
<b>7274</b>	Marquis DR	Mar-02	48,000	12,000	2,677	96 + 78 =	174	174	100.0 +0.0/-0.0	99.9 +0.0/-0.0	99.8 +0.0/-0.1	99.6 +0.1/-0.1	99.4 +0.1/-0.1	99.2 +0.1/-0.1	99.1 +0.1/-0.2	99.1 +0.1/-0.2 at 82 mo		
						(66) + (3) =	(69)	(69)	99.8 +0.0/-0.0	99.5 +0.1/-0.1	98.5 +0.1/-0.1	97.1 +0.2/-0.2	90.9 +0.4/-0.4	66.8 +0.9/-0.9	10.6 +2.0/-1.8	10.6 +2.0/-1.8 at 82 mo		

continued

Device Survival Summary continued

Model Number	Family	US Market Release	Registered US Implants	Estimated Active US Implants	Normal Battery Depletions	Malfunctions		Device Survival Probability (%)										
						Therapy Function Compromised	Therapy Function Not Compromised	Years After Implant										
						11	27	1 yr	2 yr	3 yr	4 yr	5 yr	6 yr	7 yr	8 yr	10 yr		
<b>7275</b>	GEM III DR	Nov-00	20,000	1,000	3,791	11	27	38	99.9 +0.0/-0.0	99.9 +0.0/-0.1	99.8 +0.1/-0.1	99.8 +0.1/-0.1	99.7 +0.1/-0.1	99.7 +0.1/-0.1	99.7 +0.1/-0.1			
	See page 150 – Performance note on ICD Battery Discharge Behavior								99.6 +0.1/-0.1	99.0 +0.1/-0.2	96.9 +0.3/-0.3	90.2 +0.5/-0.5	64.5 +1.0/-1.0	9.2 +1.1/-1.0				
<b>7276</b>	GEM III AT	Feb-01	14,000	300	2,954	7	39	46	99.9 +0.0/-0.1	99.9 +0.0/-0.1	99.7 +0.1/-0.1	99.5 +0.1/-0.2	99.5 +0.1/-0.2	99.5 +0.1/-0.2	99.5 +0.1/-0.2	99.5 +0.1/-0.2	99.5 +0.1/-0.2	99.5 +0.1/-0.2
	See page 150 – Performance note on ICD Battery Discharge Behavior								99.6 +0.1/-0.1	98.9 +0.2/-0.2	96.1 +0.4/-0.4	84.4 +0.8/-0.8	49.5 +1.3/-1.3	7.7 +1.2/-1.1				
<b>7278</b>	Maximo DR	Oct-03	37,000	23,000	514	8	25	33	100.0 +0.0/-0.0	99.9 +0.0/-0.0	99.9 +0.0/-0.0	99.9 +0.0/-0.1	99.8 +0.1/-0.1	99.8 +0.1/-0.1	99.8 +0.1/-0.1	99.8 +0.1/-0.1	99.8 +0.1/-0.1	99.8 +0.1/-0.1
	Advisories: See page 140 – 2005 Potential Premature Battery Depletion Due to Battery Short					(0)	(0)	(0)	99.9 +0.0/-0.0	99.7 +0.1/-0.1	99.2 +0.1/-0.1	97.6 +0.2/-0.2	87.1 +1.0/-1.1	68.7 +3.5/-3.8				
<b>7288</b>	Intrinsic	Aug-04	31,000	20,000	196	7	34	41	100.0 +0.0/-0.0	99.9 +0.0/-0.0	99.9 +0.0/-0.0	99.8 +0.1/-0.1	99.8 +0.1/-0.1	99.8 +0.1/-0.1	99.8 +0.1/-0.1	99.8 +0.1/-0.1	99.8 +0.1/-0.1	99.8 +0.1/-0.1
<b>7290</b>	Onyx	Mar-04	1,000	1,000	7	1	3	4	99.9 +0.1/-0.7	99.5 +0.3/-0.8	99.5 +0.3/-0.8	99.5 +0.3/-0.8	99.5 +0.3/-0.8	99.5 +0.3/-0.8	99.5 +0.3/-0.8	99.5 +0.3/-0.8	99.5 +0.3/-0.8	99.5 +0.3/-0.8
<b>D153ATG, D153DRG</b>	EnTrust DR	Jun-05	500	300	21	1	3	4	99.8 +0.2/-1.4	99.8 +0.2/-1.4	99.1 +0.5/-0.9	98.2 +0.7/-1.2	96.0 +1.5/-2.4	96.0 +1.5/-2.4	96.0 +1.5/-2.4	96.0 +1.5/-2.4	96.0 +1.5/-2.4	96.0 +1.5/-2.4
	See page 150 – Performance note on ICD Battery Discharge Behavior								99.5 +0.3/-1.4	99.5 +0.3/-1.4	97.5 +1.2/-2.4	90.0 +3.2/-4.7	85.7 +4.1/-5.5					
<b>D154ATG, D154DRG</b>	EnTrust DR	Jun-05	28,000	21,000	62	6	22	28	100.0 +0.0/-0.0	99.9 +0.0/-0.0	99.9 +0.0/-0.1	99.8 +0.1/-0.1	99.8 +0.1/-0.1	99.8 +0.1/-0.1	99.8 +0.1/-0.1	99.8 +0.1/-0.1	99.8 +0.1/-0.1	99.8 +0.1/-0.1
	See page 150 – Performance note on ICD Battery Discharge Behavior								99.9 +0.0/-0.1	99.7 +0.1/-0.1	99.3 +0.1/-0.1	97.3 +0.9/-1.4	97.3 +0.9/-1.4	97.3 +0.9/-1.4	97.3 +0.9/-1.4	97.3 +0.9/-1.4	97.3 +0.9/-1.4	97.3 +0.9/-1.4
<b>D154AWG, D164AWG</b> (Non-advisory population)	Virtuoso DR	May-06	62,000	58,000	35	18	9	27	100.0 +0.0/-0.0	99.9 +0.0/-0.0	99.9 +0.0/-0.0	99.9 +0.0/-0.0	99.9 +0.0/-0.0	99.9 +0.0/-0.0	99.9 +0.0/-0.0	99.9 +0.0/-0.0	99.9 +0.0/-0.0	99.9 +0.0/-0.0
	See page 150 – Performance note on ICD Battery Discharge Behavior								99.9 +0.0/-0.0	99.7 +0.0/-0.1	99.4 +0.2/-0.3	99.4 +0.2/-0.3	99.4 +0.2/-0.3	99.4 +0.2/-0.3	99.4 +0.2/-0.3	99.4 +0.2/-0.3	99.4 +0.2/-0.3	99.4 +0.2/-0.3

continued



Device Survival Summary continued

Model Number	Family	US Market Release	Registered US Implants	Estimated Active US Implants	Normal Battery Depletions	Malfunctions		Device Survival Probability (%)									
						Therapy Function Compromised	Therapy Not Functioned Compromised	Years After Implant									
								1 yr	2 yr	3 yr	4 yr	5 yr	6 yr	7 yr	8 yr		
D154AWG D164AWG (Advisory population)	Virtuoso DR	May-06	4,000	3,000	1	1 + 82 = 83	83	100.0 +0.0/-0.0	99.9 +0.1/-0.2	90.1 +2.9/-4.0 at 35 mo							
Advisories: See page 136 – 2009 Potential Reduced Device Longevity See page 144 – Performance note on Anomalies in MOSFET Integrated Circuit Technology																	
D154VRC	EnTrust VR	Jun-05	14,000	11,000	21	5 + 14 = 19	19	99.9 +0.0/-0.1	99.9 +0.0/-0.1	99.9 +0.1/-0.1	99.7 +0.1/-0.3 at 45 mo						
D154VWC, D164VWC	Virtuoso VR	May-06	30,000	27,000	12	7 + 3 = 10	10	99.9 +0.0/-0.1	99.6 +0.1/-0.1	99.4 +0.1/-0.2	98.7 +0.4/-0.5 at 45 mo						
Advisories: See page 136 – 2009 Potential Reduced Device Longevity See page 144 – Performance note on Anomalies in MOSFET Integrated Circuit Technology																	
D224DRG	Secura DR	Sept-08	7,000	7,000	0	0 + 0 = 0	0	100.0 +0.0/-0.0 at 8 mo	100.0 +0.0/-0.0	100.0 +0.0/-0.0 at 30 mo							
D224VRC	Secura VR	Sept-08	3,000	3,000	2	0 + 0 = 0	0	100.0 +0.0/-0.0 at 8 mo	99.8 +0.1/-0.4 at 8 mo	100.0 +0.0/-0.0 at 30 mo							
D284DRG	Maximo II DR	Sept-08	4,000	4,000	0	1 + 0 = 1	1	100.0 +0.0/-0.2 at 8 mo	99.9 +0.0/-0.2 at 8 mo	99.7 +0.1/-0.1 at 30 mo							
D284VRC	Maximo II VR	Sept-08	2,000	2,000	0	0 + 0 = 0	0	100.0 +0.0/-0.0 at 8 mo	100.0 +0.0/-0.0	100.0 +0.0/-0.0 at 30 mo							



### Reference Chart

The longevity estimates provided are mean values calculated for the parameters given. The actual longevity achieved for any device while implanted will depend on the actual programmed parameters and patient factors, and may differ significantly from these estimates.

Model Number	Family	Connector Style	Volume/ Mass*	Delivered Energy	Estimated Longevity					Elective Replacement (ERI)**		End of Life (EOL) Battery Voltage
					Charging Frequency**	100% Pacing#	50% Pacing#	15% Pacing#	100% Sensing	Battery Voltage	Charge Time	
7227	GEM	B, Cx, D, E	49 cc* 90 g	35 J	Monthly Quarterly Semiannual	5.3 7.7 8.8	5.7 8.5 10.0	6.0 9.3 11.0	6.1 9.6 11.5	≤ 2.55 V	—	≤ 2.40 V <sup>§</sup>
7230	Marquis VR	B, Cx, E	36 cc 75 g	30 J	Monthly Quarterly Semiannual	4.9 7.3 8.5	5.2 8.0 9.3	5.4 8.5 10.0	5.5 8.7 10.4	≤ 2.62 V	> 16-second charge time	3 months after ERI
7231	GEM III VR	Cx	39 cc 77 g	30 J	Monthly Quarterly Semiannual	4.3 6.0 6.6	4.7 6.8 7.5	5.0 7.4 8.5	5.2 7.8 8.9	≤ 2.55 V	—	≤ 2.40 V
7232	Maximo VR	B, Cx, E	39 cc 76 g	35 J	Monthly Quarterly Semiannual	4.4 7.0 8.2	4.7 7.5 9.0	4.8 8.0 9.7	4.9 8.3 10.0	≤ 2.62 V	> 16-second charge time	3 months after ERI
7271	GEM DR	DR	62 cc 115 g	35 J	Monthly Quarterly Semiannual	6.0 7.4 7.9	6.9 8.4 9.0	7.5 9.3 10.0	7.8 9.8 10.6	≤ 4.91 V	—	≤ 4.57 V <sup>§</sup>
7274	Marquis DR	DR+LV	36 cc 75 g	30 J	Monthly Quarterly Semiannual	4.0 5.6 6.2	4.4 6.4 7.2	4.8 7.1 8.1	4.9 7.5 8.6	≤ 2.62 V	> 16-second charge time	3 months after ERI
7275	GEM III DR	DR	39.5 cc 78 g	30 J	Monthly Quarterly Semiannual	3.3 4.2 4.5	3.8 5.0 5.5	4.3 5.8 6.5	4.4 6.3 7.0	≤ 2.55 V	—	≤ 2.40 V
7276	GEM III AT	DR	39 cc 77 g	30 J	Monthly Quarterly Semiannual	3.3 4.3 4.5	3.8 5.1 5.5	4.3 5.9 6.5	4.5 6.3 7.0	≤ 2.55 V	—	≤ 2.40 V
7278	Maximo DR	DR	39 cc 77 g	35 J	Monthly Quarterly Semiannual	3.7 5.3 6.0	4.1 6.1 7.0	4.3 6.8 8.0	4.5 7.1 8.5	≤ 2.62 V	> 16-second charge time	3 months after ERI
7287	Intrinsic 30	DR	36 cc 75 g	30 J	Monthly Quarterly Semiannual	4.0 5.5 6.2	4.3 6.3 7.2	4.7 7.0 8.2	4.8 7.4 8.6	≤ 2.62 V	> 16-second charge time	3 months after ERI
7288	Intrinsic	DR	38 cc 76 g	35 J	Monthly Quarterly Semiannual	3.7 5.4 6.1	4.1 6.1 7.0	4.3 6.8 8.0	4.5 7.1 8.5	≤ 2.62 V	> 16-second charge time	3 months after ERI
7290	Onyx	Cx	39 cc 77 g	30 J	Monthly Quarterly Semiannual	3.8 5.0 5.4	4.1 5.6 6.1	4.3 6.2 6.7	4.5 6.4 7.0	≤ 2.55 V	> 16-second charge time	≤ 2.40 V

\* Volume and mass differ by connector style.

\*\* A full charge is a full energy therapeutic shock or capacitor reformation.

\*\*\* The minimum time between ERI and EOL is 3 months (100% pacing, two charges per month).

‡ Pacing mode is VVI for single chamber models and DDD for dual chamber and CRT models. Parameter settings; lower rate at 60 ppm, sensing rate at 70 bpm, (A, RV, LV) 3.0 V amplitude, 0.4 ms pulse width, and 510-ohm pace load per applicable channel. CRT models with shared biventricular pacing; InSync Marquis 7277 (LV impedance set to 510 ohms), InSync ICD 7272 (RV amplitude set to 4.0 V).

§ For Model 7271 and 7227 devices, if charge time exceeds 30 seconds, the device is at EOL. Immediate replacement is recommended. If three consecutive charge cycles exceed 30 seconds, the “charge circuit inactive” indicator is tripped and all therapies except emergency VVI pacing are disabled.

continued

Reference Chart continued

Model Number	Family	Connector Style	Volume/ Mass*	Delivered Energy	Charging Frequency**	Estimated Longevity				Recommended Replacement (RRT)***		End of Service (EOS)
						100% Pacing†	50% Pacing†	15% Pacing†	100% Sensing	Battery Voltage	Charge Time	
D153ATG, D153DRG	EnTrust	DR	33 cc 63 g	30 J	Monthly	3.5	3.8	4.1	4.2	≤ 2.61 V	—	3 months after RRT or > 16-second charge time
					Quarterly	4.8	5.4	6.0	6.3			
					Semiannual	5.3	6.1	6.9	7.2			
D153VRC	EnTrust	Cx	32 cc 63 g	30 J	Monthly	4.4	4.7	4.9	5.0	≤ 2.61 V	—	3 months after RRT or > 16-second charge time
					Quarterly	6.8	7.4	7.9	8.1			
					Semiannual	7.9	8.7	9.5	9.8			
D154ATG, D154DRG	EnTrust	DR	35 cc 68 g	35 J	Monthly	3.8	4.2	4.4	4.6	≤ 2.61 V	—	3 months after RRT or > 16-second charge time
					Quarterly	5.5	6.1	6.8	7.0			
					Semiannual	6.1	7.0	7.9	8.3			
D154AWG, D164AWG	Virtuoso	DR	37 cc 68 g	35 J	Monthly	4.1	4.5	4.8	5.0	≤ 2.62 V	—	3 months after RRT or > 16-second charge time
					Quarterly	6.3	7.3	8.3	8.8			
					Semiannual	7.3	8.7	10.1	11.0			
D154VRC	EnTrust	Cx	35 cc 68 g	35 J	Monthly	4.8	5.0	5.2	5.3	≤ 2.61 V	—	3 months after RRT or > 16-second charge time
					Quarterly	7.5	8.3	8.8	9.0			
					Semiannual	9.0	10.0	10.7	11.0			
D154VWC, D164VWC	Virtuoso	Cx	37 cc 68 g	35 J	Monthly	4.8	5.1	5.3	5.4	≤ 2.62 V	—	3 months after RRT or > 16-second charge time
					Quarterly	8.1	9.0	9.6	10.0			
					Semiannual	10.0	11.2	12.3	12.9			
D224DRG	Secura DR	DR	37 cc 68 g	35J	Monthly	3.60	4.08	4.50	4.67	≤ 2.63 V	—	3 months after RRT or > 16-second charge time
					Quarterly	5.07	6.05	7.00	7.50			
					Semiannual	5.70	7.00	8.27	9.00			
D224VRC	Secura VR	Cx	37 cc 68 g	35J	Monthly	4.33	4.67	4.92	5.00	≤ 2.63 V	—	3 months after RRT or > 19-second charge time
					Quarterly	6.67	7.45	8.05	8.41			
					Semiannual	7.76	8.85	9.79	10.25			
D284DRG	Maximo II DR	DR	37 cc 68 g	35J	Monthly	3.60	4.08	4.50	4.67	≤ 2.63 V	—	3 months after RRT or > 16-second charge time
					Quarterly	5.07	6.05	7.00	7.50			
					Semiannual	5.70	7.00	8.27	9.00			
D284VRC	Maximo II VR	Cx	37 cc 68 g	35J	Monthly	4.33	4.67	4.92	5.00	≤ 2.63 V	—	3 months after RRT or > 19-second charge time
					Quarterly	6.67	7.45	8.05	8.41			
					Semiannual	7.76	8.85	9.79	10.25			

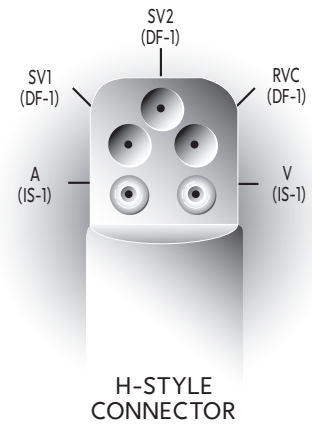
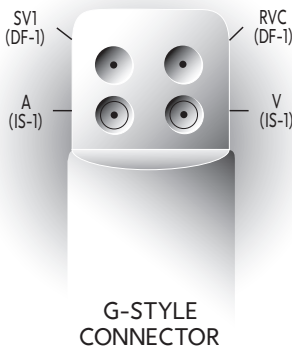
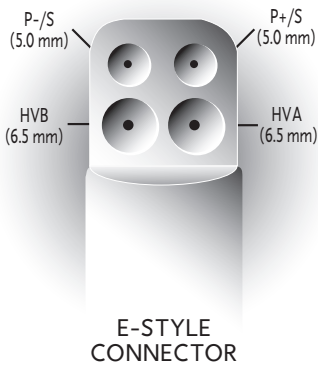
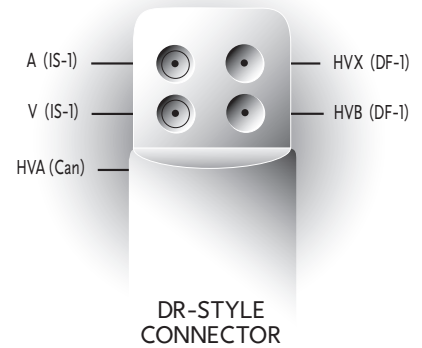
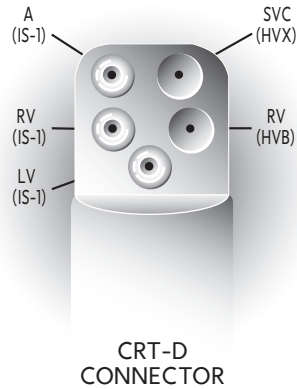
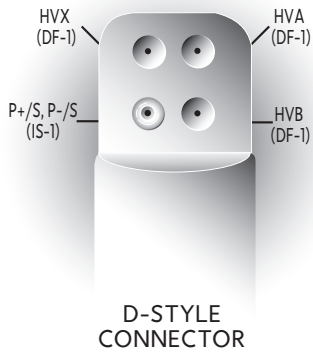
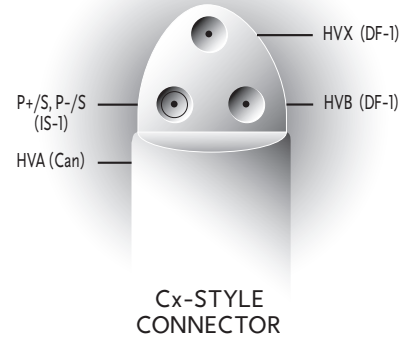
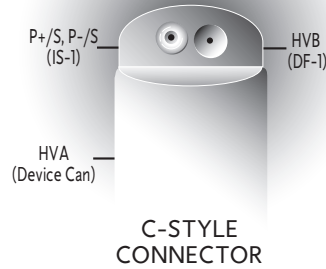
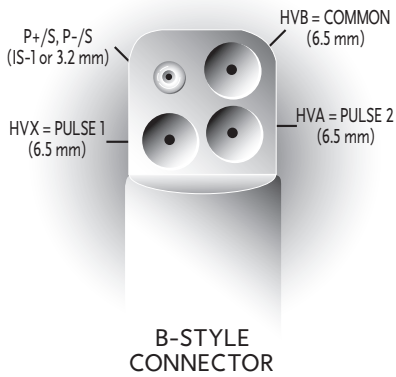
\* Volume and mass differ by connector style.

\*\* A full charge is a full energy therapeutic shock or capacitor reformation.

\*\*\* The minimum time between RRT and EOS is 3 months (100% pacing, two charges per month).

† Pacing mode is VVI for single chamber models and DDD for dual chamber models. Parameter settings; lower rate at 60 ppm, sensing rate at 70 bpm, (A, RV, LV) 3.0 V amplitude, 0.4 ms pulse width, and 510-ohm pace load per applicable channel.

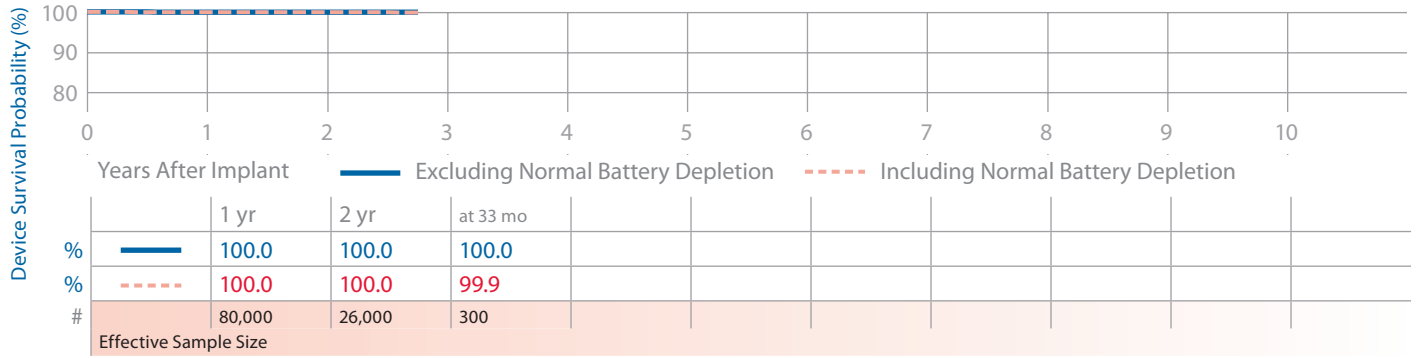
ICD Connector Styles



**Adapta DR ADDR01, ADDR03, ADDR06, ADD01**

Product Characteristics

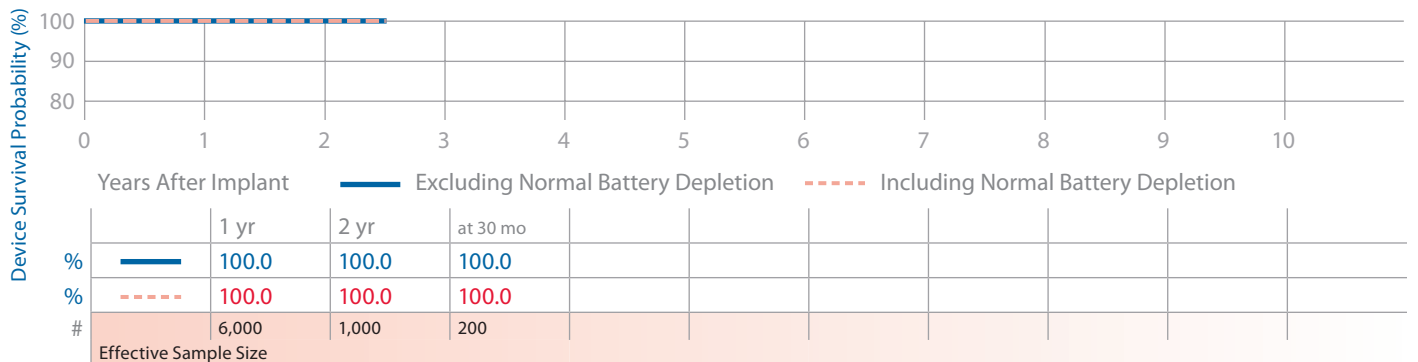
US Market Release	Jul-06	Malfunctions (US)	15	NBG Code	DDDR, DDD
Registered US Implants	145,000	<b>Therapy Function Not Compromised</b>	10	Serial Number Prefix	PWB, PWD, PWC, PWF, NWB, NWC, NWD
Estimated Active US Implants	127,000	Electrical Component	10		
Normal Battery Depletions (US)	3	<b>Therapy Function Compromised</b>	5	Estimated Longevity	<a href="#">See page 72</a>
Advisories	None	Electrical Component	5		



**Adapta DR ADDR1**

Product Characteristics

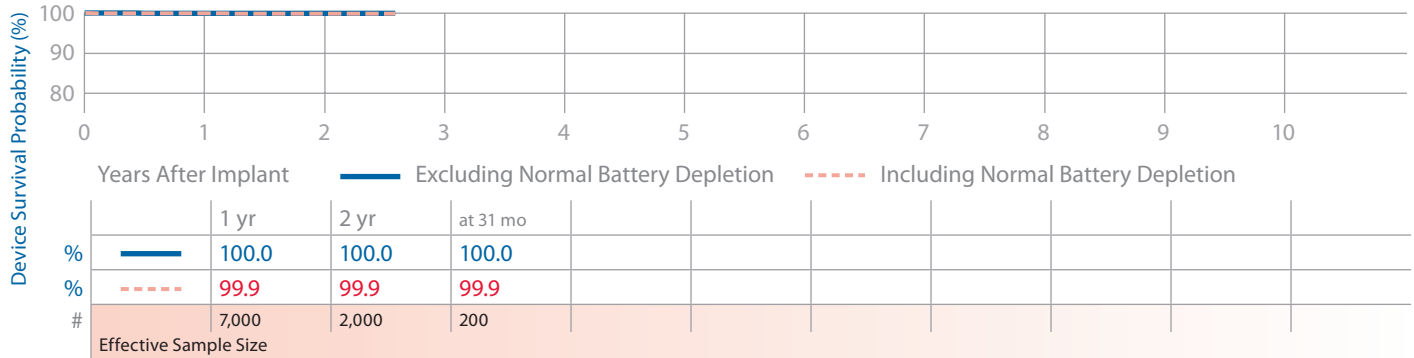
US Market Release	Jul-06	Malfunctions (US)	0	NBG Code	DDDR
Registered US Implants	15,000	<b>Therapy Function Not Compromised</b>	0	Serial Number Prefix	PWE, NWE
Estimated Active US Implants	14,000	<b>Therapy Function Compromised</b>	0		
Normal Battery Depletions (US)	0			Estimated Longevity	<a href="#">See page 72</a>
Advisories	None				



**Adapta DR ADDR51**

Product Characteristics

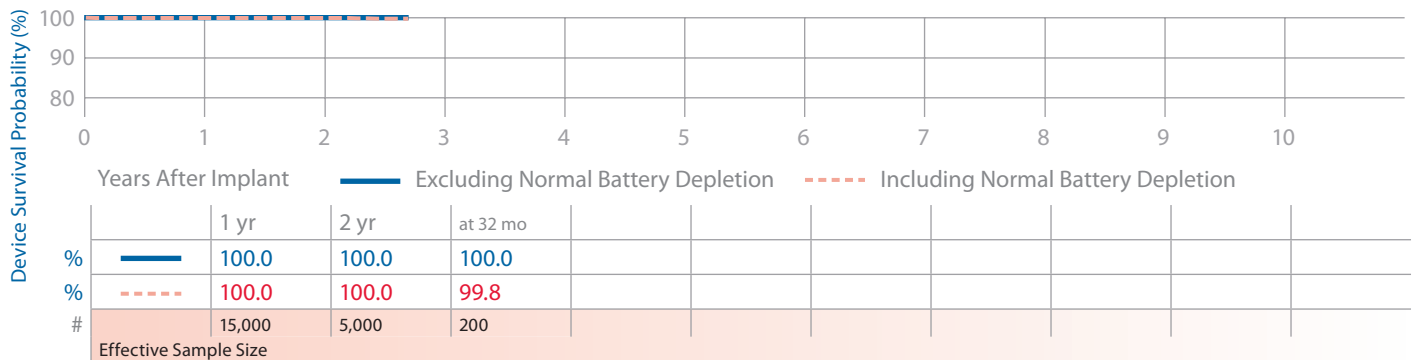
US Market Release	Jul-06	Malfunctions (US)	1	NBG Code	SSIR
Registered US Implants	13,000	<b>Therapy Function Not Compromised</b>	0	Serial Number Prefix	PWA
Estimated Active US Implants	12,000	<b>Therapy Function Compromised</b>	1		
Normal Battery Depletions (US)	4	Electrical Component	1	Estimated Longevity	<a href="#">See page 72</a>
Advisories	None				



**Adapta SR ADSR01, ADSR03, ADSR06**

Product Characteristics

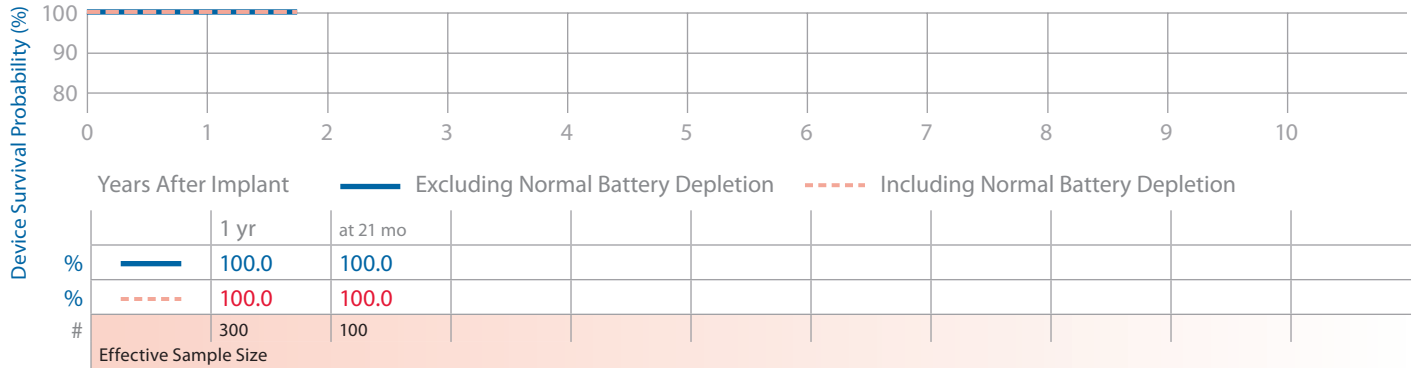
US Market Release	Jul-06	Malfunctions (US)	0	NBG Code	SSIR
Registered US Implants	28,000	<b>Therapy Function Not Compromised</b>	0	Serial Number Prefix	NWN, NWM, NWP
Estimated Active US Implants	23,000	<b>Therapy Function Compromised</b>	0		
Normal Battery Depletions (US)	4			Estimated Longevity	<a href="#">See page 72</a>
Advisories	None				



**Adapta VDD ADVDD01**

Product Characteristics

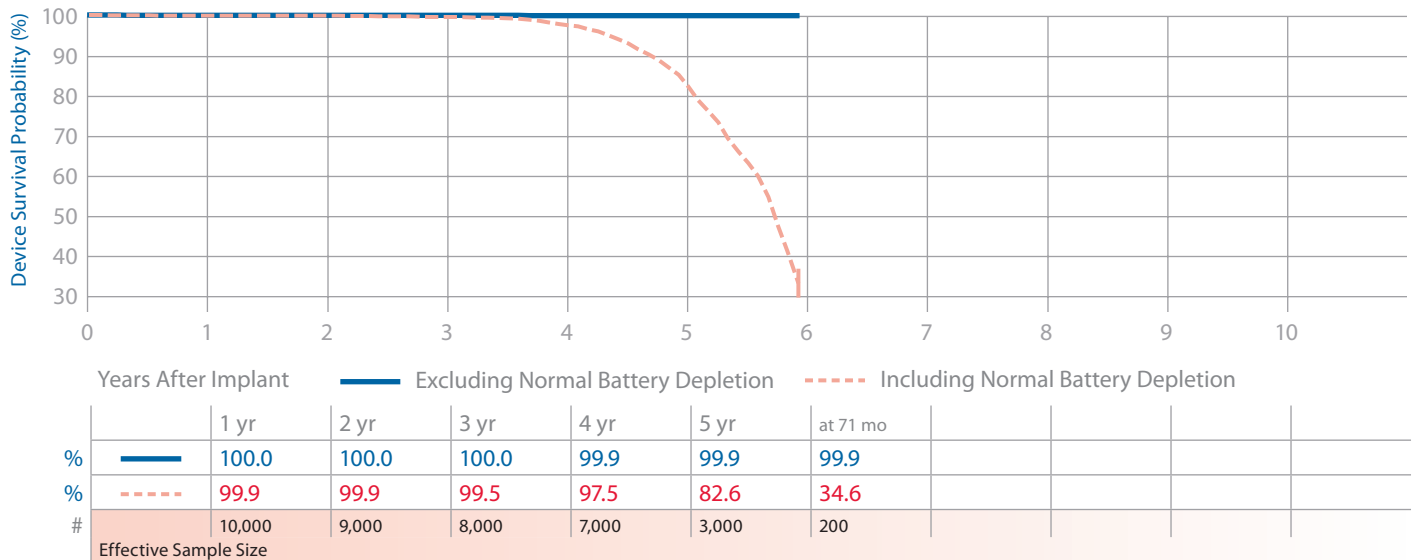
US Market Release	Jul-06	Malfunctions (US)	0	NBG Code	VDO
Registered US Implants	1,000	<b>Therapy Function Not Compromised</b>	0	Serial Number Prefix	PWG, NWG
Estimated Active US Implants	500	<b>Therapy Function Compromised</b>	0	Estimated Longevity	<a href="#">See page 72</a>
Normal Battery Depletions (US)	0				



**AT500 AT501, 7253**

Product Characteristics

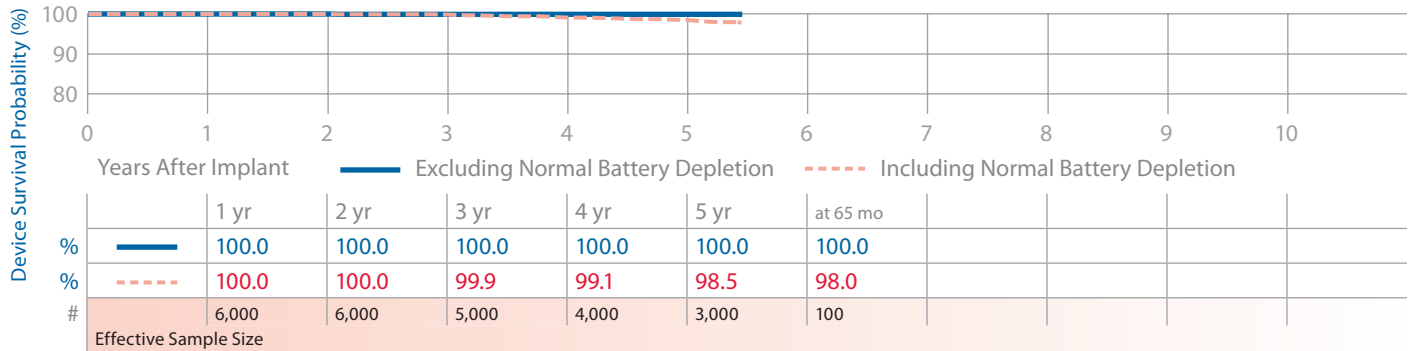
US Market Release	Mar-03	Malfunctions (US)	10	NBG Code	DDDRP
Registered US Implants	11,000	<b>Therapy Function Not Compromised</b>	5	Serial Number Prefix	IJF
Estimated Active US Implants	4,000	Electrical Component	2	Estimated Longevity	<a href="#">See page 72</a>
Normal Battery Depletions (US)	855	Possible Early Battery Depletion	3		
Performance Note: <a href="#">See page 148</a> – Performance note on AT500 Pacing System Follow-Up Protocol		<b>Therapy Function Compromised</b>	5		
		Electrical Component	3		
		Electrical Interconnect	1		
		Possible Early Battery Depletion	1		



**EnPulse DR E1DR01, E1DR03, E1DR06**

Product Characteristics

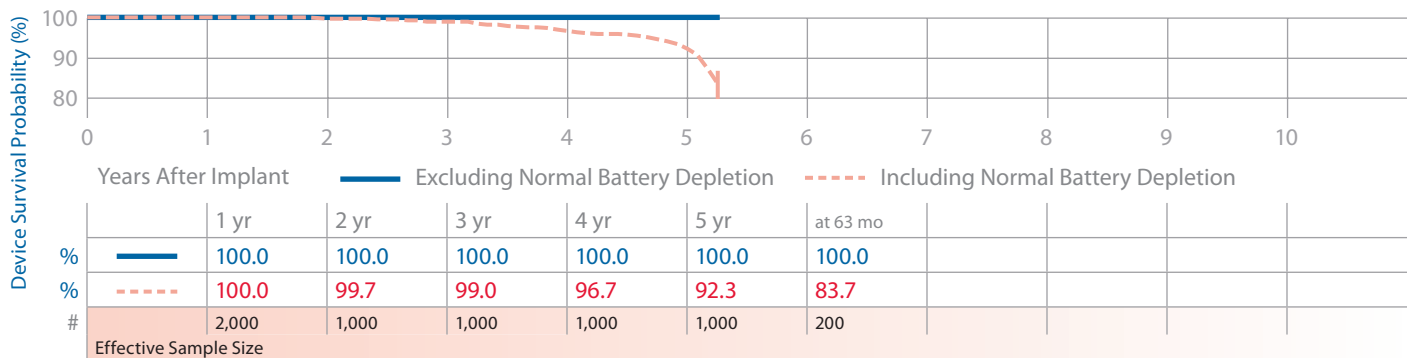
US Market Release	Dec-03	Malfunctions (US)	1	NBG Code	DDDR
Registered US Implants	7,000	<b>Therapy Function Not Compromised</b>	1	Serial Number Prefix	PRA
Estimated Active US Implants	4,000	Electrical Component	1	Estimated Longevity	<a href="#">See page 72</a>
Normal Battery Depletions (US)	38	<b>Therapy Function Compromised</b>	0		
Advisories	None				



**EnPulse DR E1DR21**

Product Characteristics

US Market Release	Dec-03	Malfunctions (US)	0	NBG Code	DDDR
Registered US Implants	2,000	<b>Therapy Function Not Compromised</b>	0	Serial Number Prefix	PPT
Estimated Active US Implants	1,000	<b>Therapy Function Compromised</b>	0	Estimated Longevity	<a href="#">See page 72</a>
Normal Battery Depletions (US)	57				
Advisories	None				

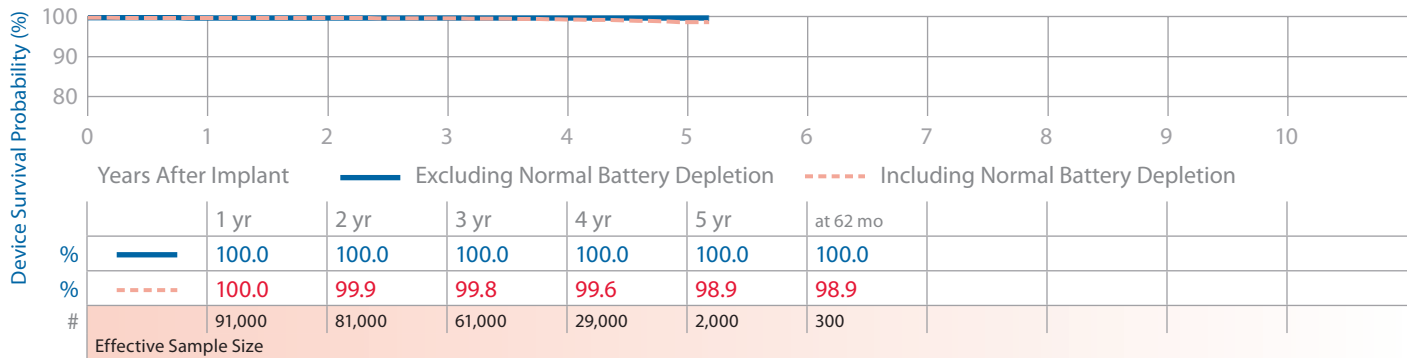




**EnPulse 2 DR E2DR01, E2DR03, E2DR06**

**Product Characteristics**

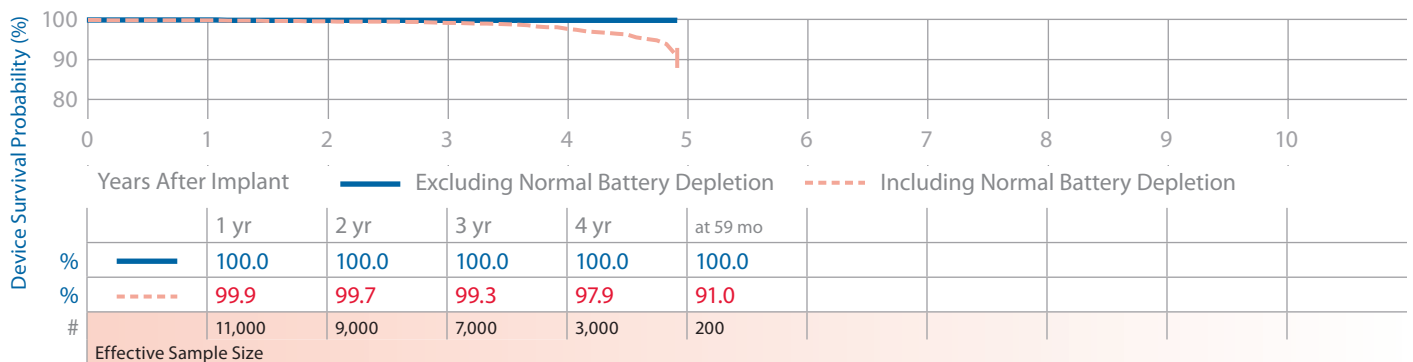
US Market Release	Feb-04	Malfunctions (US)	17	NBG Code	DDDR
Registered US Implants	101,000	<b>Therapy Function Not Compromised</b>	14	Serial Number Prefix	PNB, PNC, PNH
Estimated Active US Implants	66,000	Electrical Component	13	Estimated Longevity	<a href="#">See page 72</a>
Normal Battery Depletions (US)	136	Possible Early Battery Depletion	1		
Advisories	None	<b>Therapy Function Compromised</b>	3		
		Battery	1		
		Electrical Component	2		



**EnPulse 2 DR E2DR21**

**Product Characteristics**

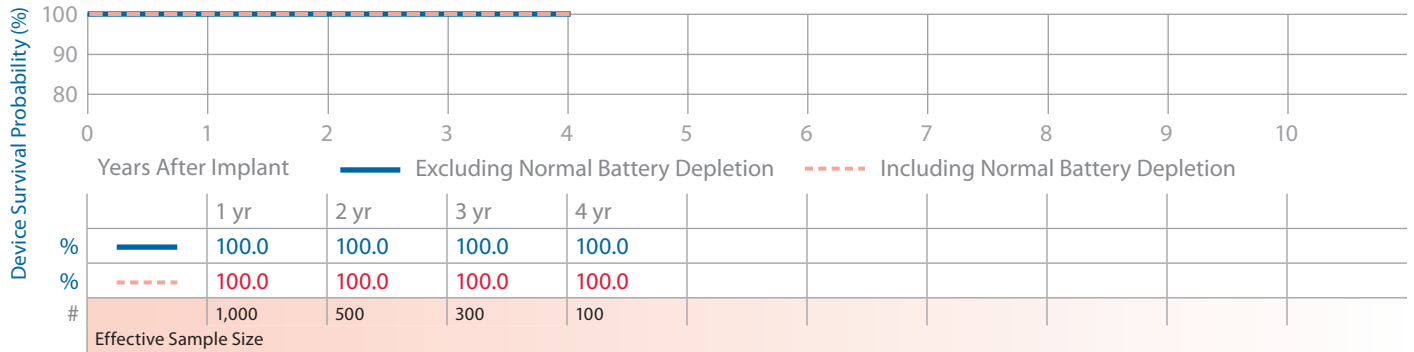
US Market Release	Feb-04	Malfunctions (US)	1	NBG Code	DDDR
Registered US Implants	12,000	<b>Therapy Function Not Compromised</b>	0	Serial Number Prefix	PMU
Estimated Active US Implants	8,000	<b>Therapy Function Compromised</b>	1	Estimated Longevity	<a href="#">See page 72</a>
Normal Battery Depletions (US)	88	Electrical Component	1		
Advisories	None				



**EnPulse 2 DR E2DR31, E2DR33**

Product Characteristics

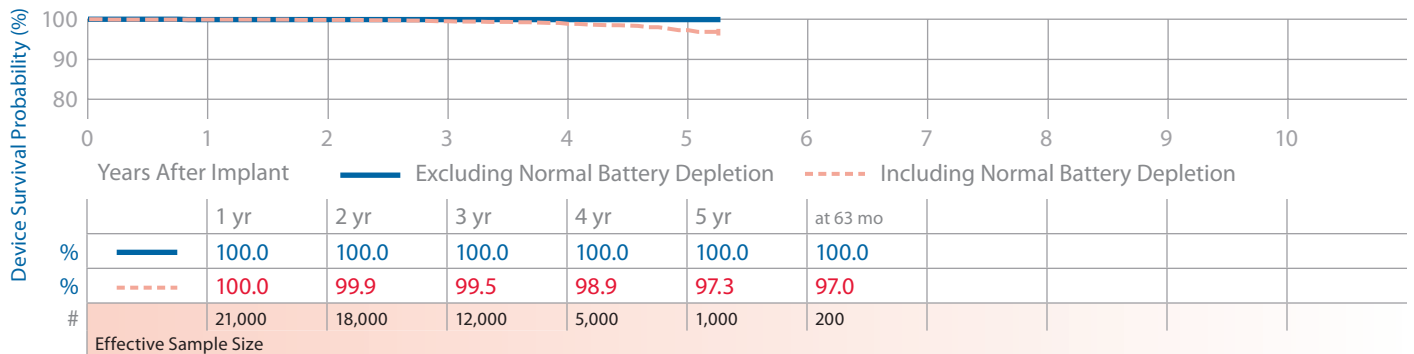
US Market Release	Feb-04	Malfunctions (US)	0	NBG Code	DDDR
Registered US Implants	1,000	<b>Therapy Function Not Compromised</b>	0	Serial Number Prefix	PNL
Estimated Active US Implants	400	<b>Therapy Function Compromised</b>	0	Estimated Longevity	<a href="#">See page 72</a>
Normal Battery Depletions (US)	0				
Advisories	None				



**EnPulse 2 SR E2SR01, E2SR03, E2SR06**

Product Characteristics

US Market Release	Dec-03	Malfunctions (US)	4	NBG Code	SSIR
Registered US Implants	25,000	<b>Therapy Function Not Compromised</b>	3	Serial Number Prefix	PMW, PMY, PNA
Estimated Active US Implants	15,000	Electrical Component	2	Estimated Longevity	<a href="#">See page 72</a>
Normal Battery Depletions (US)	75	Possible Early Battery Depletion	1		
Advisories	None	<b>Therapy Function Compromised</b>	1		
		Other	1		



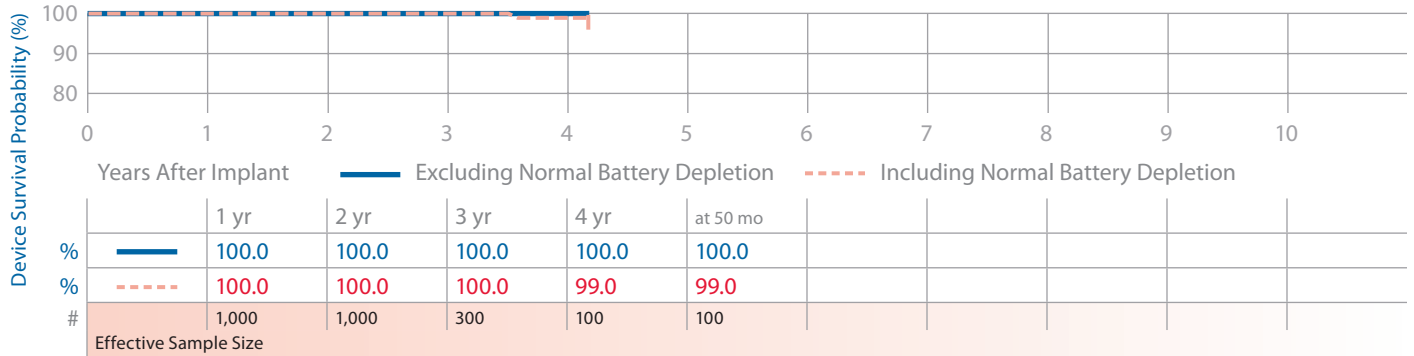
**EnPulse 2 VDD E2VDD01**

Product Characteristics

US Market Release	Dec-03
Registered US Implants	1,000
Estimated Active US Implants	400
Normal Battery Depletions (US)	1
Advisories	None

Malfunctions (US)	0
<b>Therapy Function Not Compromised</b>	0
<b>Therapy Function Compromised</b>	0

NBG Code	VDD
Serial Number Prefix	PMV
Estimated Longevity	<a href="#">See page 72</a>



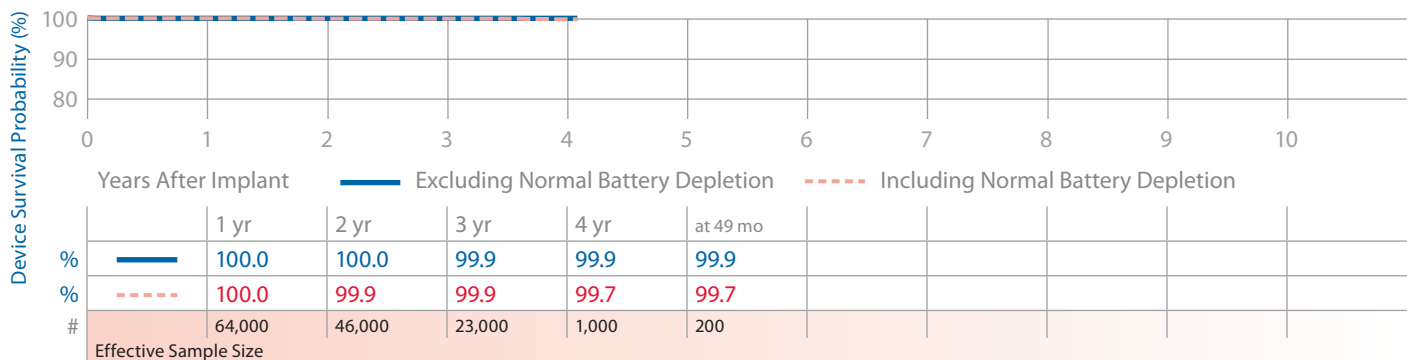
**EnRhythm DR P1501DR**

Product Characteristics

US Market Release	May-05
Registered US Implants	84,000
Estimated Active US Implants	65,000
Normal Battery Depletions (US)	9
Advisories	None
Performance Note: <a href="#">See page 144</a> – Anomalies in MOSFET Integrated Circuit Technology	

Malfunctions (US)	34
<b>Therapy Function Not Compromised</b>	8
Electrical Component	5
Possible Early Battery Depletion	3
<b>Therapy Function Compromised</b>	26
Electrical Component	24
Electrical Interconnect	1
Possible Early Battery Depletion	1

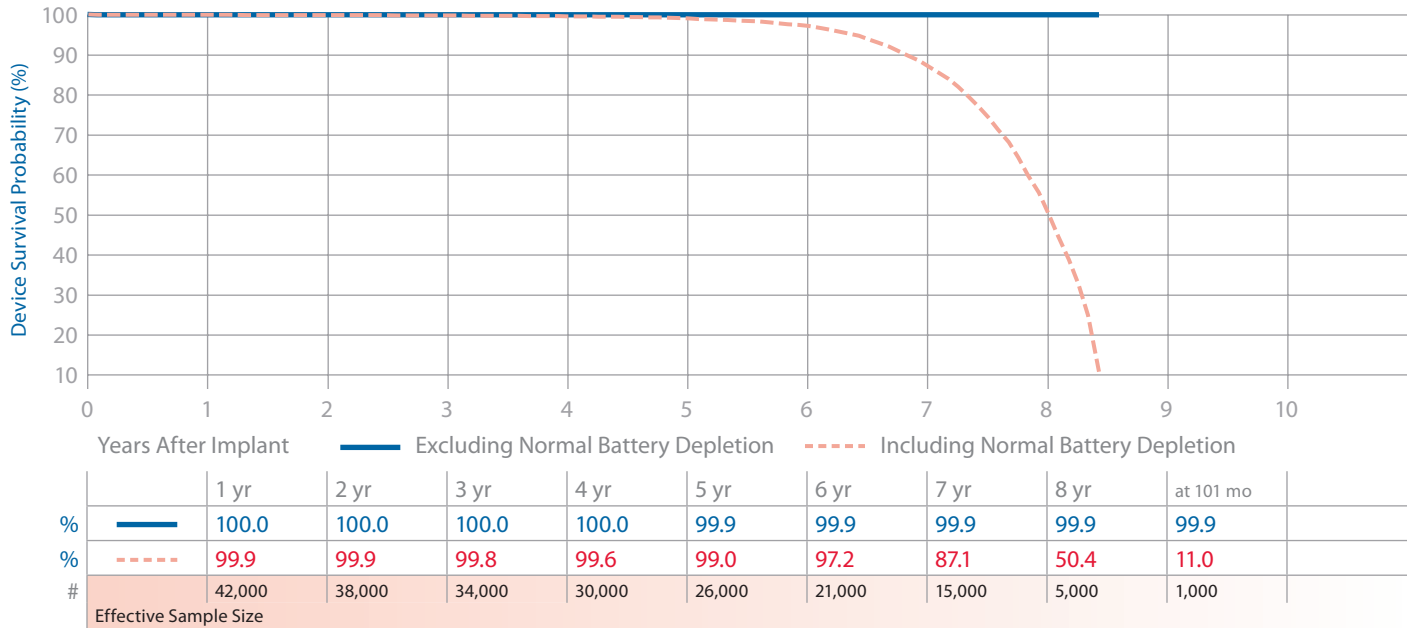
NBG Code	DDDRP
Serial Number Prefix	PNP
Estimated Longevity	<a href="#">See page 72</a>



**Kappa 400 DR KDR401, KDR403**

Product Characteristics

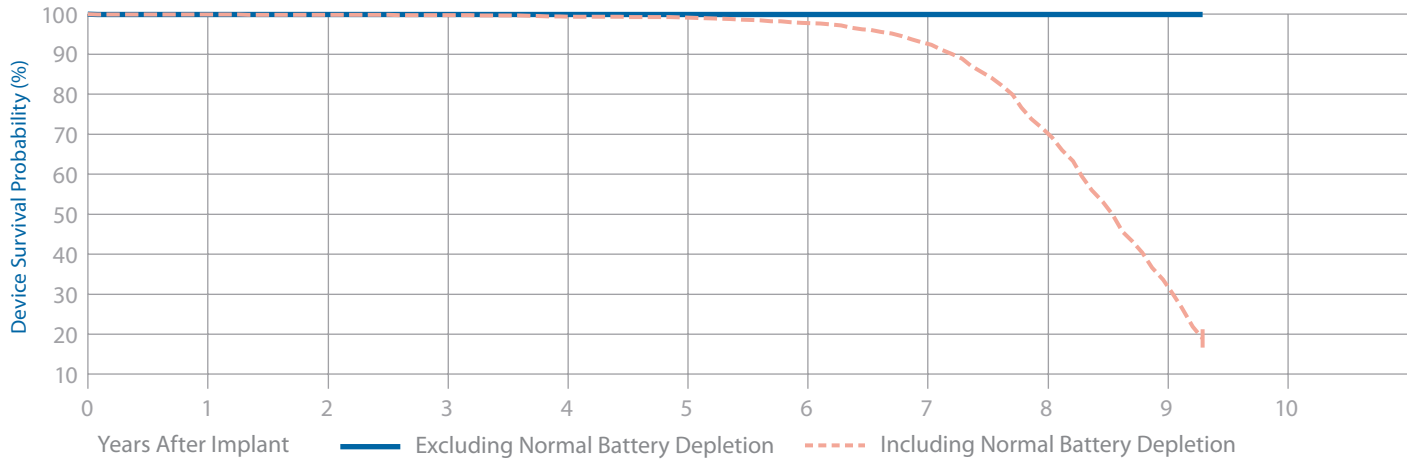
US Market Release	Jan-98	Malfunctions (US)	22	NBG Code	DDD/RO
Registered US Implants	47,000	<b>Therapy Function Not Compromised</b>	13	Serial Number Prefix	PER, PET
Estimated Active US Implants	4,000	Electrical Component	9	Estimated Longevity	<a href="#">See page 72</a>
Normal Battery Depletions (US)	5,862	Electrical Interconnect	1		
Advisories	None	Possible Early Battery Depletion	2		
		Other	1		
		<b>Therapy Function Compromised</b>	9		
		Electrical Component	7		
		Electrical Interconnect	2		



**Kappa 400 SR** KSR401, KSR403

Product Characteristics

US Market Release	Feb-98	Malfunctions (US)	5	NBG Code	SSI/R
Registered US Implants	15,000	<b>Therapy Function Not Compromised</b>	4	Serial Number Prefix	PEU, PGD
Estimated Active US Implants	2,000	Electrical Component	3	Estimated Longevity	<a href="#">See page 72</a>
Normal Battery Depletions (US)	997	Possible Early Battery Depletion	1		
Advisories	None	<b>Therapy Function Compromised</b>	1		
		Electrical Interconnect	1		

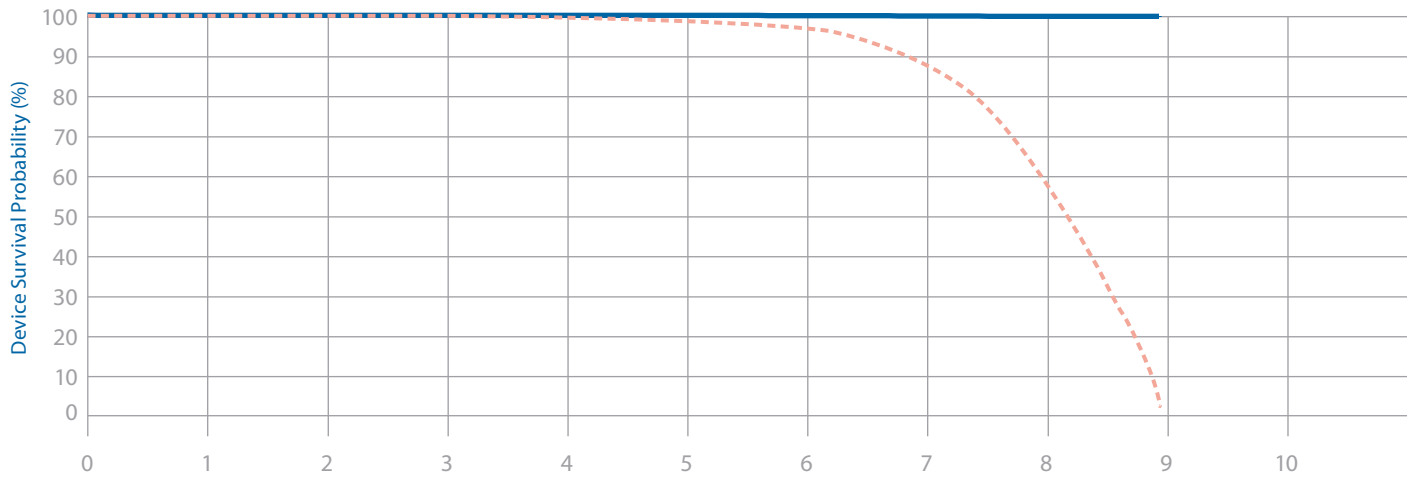


	1 yr	2 yr	3 yr	4 yr	5 yr	6 yr	7 yr	8 yr	9 yr	at 111 mo
% ———	100.0	100.0	100.0	100.0	100.0	99.9	99.9	99.9	99.9	99.9
% - - - -	99.9	99.8	99.8	99.4	99.1	97.7	92.3	68.8	29.2	17.9
#	13,000	11,000	10,000	8,000	7,000	5,000	4,000	2,000	300	100
Effective Sample Size										

**Kappa 600 DR KDR601, KDR603, KDR606**

Product Characteristics

US Market Release	Jan-99	Malfunctions (US)	35	NBG Code	DDD/RO
Registered US Implants	24,000	<b>Therapy Function Not Compromised</b>	3	Serial Number Prefix	PHF, PHH, PHG
Estimated Active US Implants	1,000	Electrical Component	3	Estimated Longevity	<a href="#">See page 72</a>
Normal Battery Depletions (US)	3,003	<b>Therapy Function Compromised</b>	32		
<b>Advisories:</b> <a href="#">See page 141</a> – 2002 Potential Fractured Power Supply Wires; <a href="#">See also page 137</a> – 2009 Potential Separation of Interconnect Wires		Electrical Component	2		
		Electrical Interconnect	30		
		<i>(15 malfunctions related to advisory)</i>			



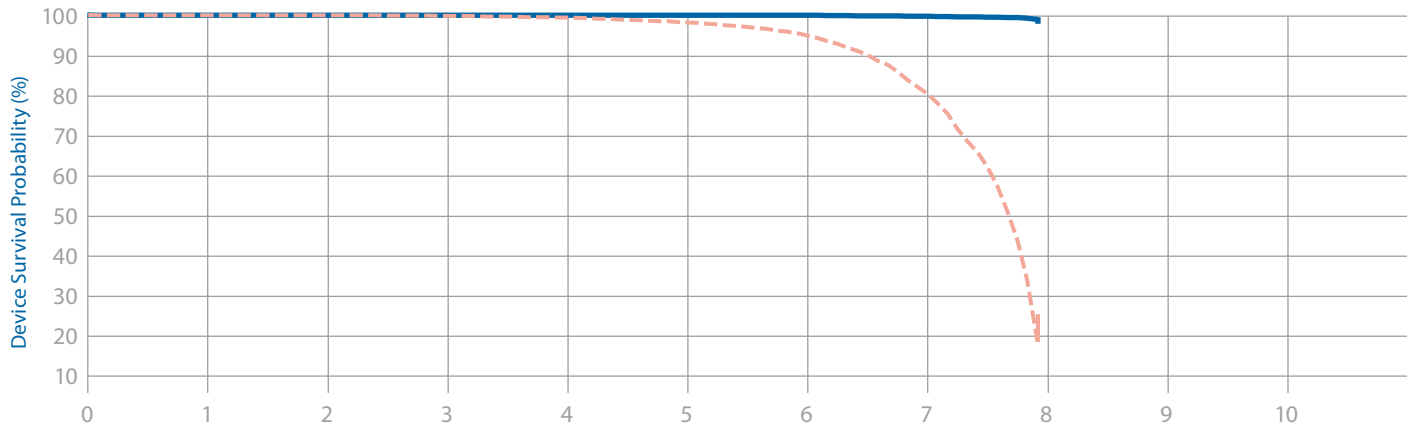
	1 yr	2 yr	3 yr	4 yr	5 yr	6 yr	7 yr	8 yr	at 107 mo
%	100.0	100.0	100.0	99.9	99.9	99.9	99.8	99.7	99.7
%	99.9	99.9	99.9	99.5	98.8	96.8	87.9	57.8	4.0
#	21,000	19,000	17,000	15,000	13,000	12,000	9,000	4,000	100
Effective Sample Size									



**Kappa 600 DR KDR651, KDR653**

Product Characteristics

US Market Release	Mar-01	Malfunctions (US)	29	NBG Code	DDD/RO
Registered US Implants	14,000	<b>Therapy Function Not Compromised</b>	2	Serial Number Prefix	PLJ, PLK
Estimated Active US Implants	3,000	Electrical Component	1	Estimated Longevity	<a href="#">See page 72</a>
Normal Battery Depletions (US)	1,073	Possible Early Battery Depletion	1		
<b>Advisories:</b> <a href="#">See page 141</a> – 2002 Potential Fractured Power Supply Wires; <a href="#">See also page 137</a> – 2009 Potential Separation of Interconnect Wires		<b>Therapy Function Compromised</b>	27		
		Electrical Component	1		
		Electrical Interconnect	26		
		<i>(17 malfunction related to advisory)</i>			



Years After Implant      — Excluding Normal Battery Depletion      - - - Including Normal Battery Depletion

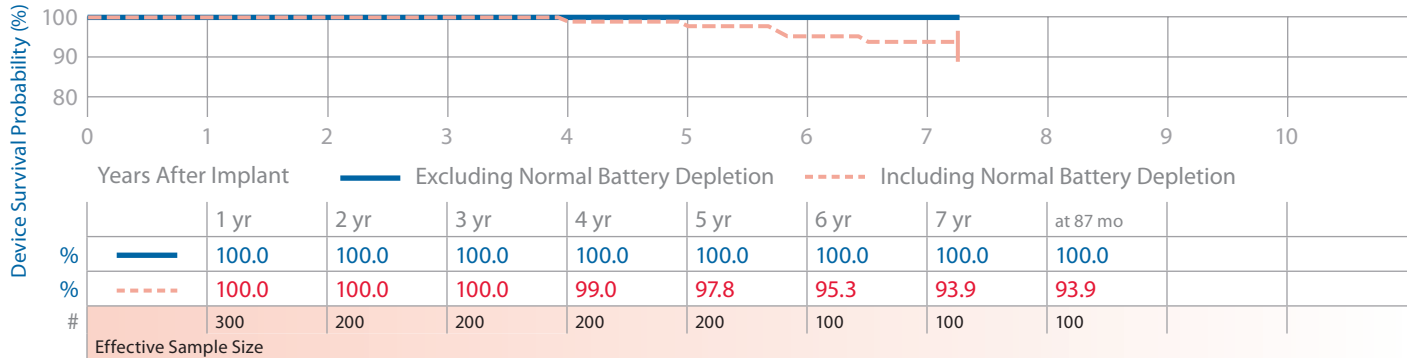
	1 yr	2 yr	3 yr	4 yr	5 yr	6 yr	7 yr	at 95 mo
% —	100.0	100.0	100.0	100.0	100.0	99.9	99.7	98.9
% - - -	100.0	99.9	99.8	99.4	98.2	94.9	80.5	18.3
#	13,000	11,000	10,000	9,000	8,000	7,000	4,000	100
Effective Sample Size								

**Kappa 700 D** KD701, KD703, KD706

Product Characteristics

US Market Release	Jan-99	Malfunctions (US)	0	NBG Code	DDD
Registered US Implants	300	<b>Therapy Function Not Compromised</b>	0	Serial Number Prefix	PHK
Estimated Active US Implants	100	<b>Therapy Function Compromised</b>	0	Estimated Longevity	<a href="#">See page 73</a>
Normal Battery Depletions (US)	15				

**Advisories:** [See page 141](#) – 2002 Potential Fractured Power Supply Wires; [See also page 137](#) – 2009 Potential Separation of Interconnect Wires

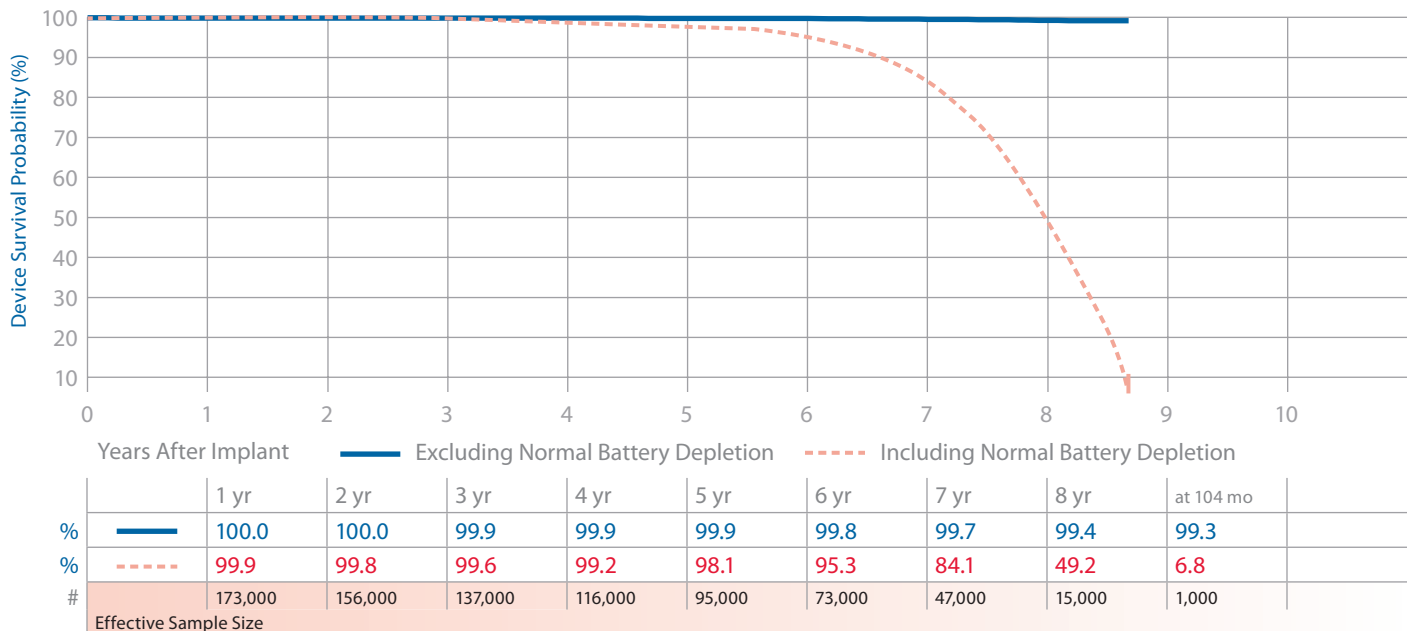


**Kappa 700 DR** KDR701, KDR703, KDR706

Product Characteristics

US Market Release	Feb-99	Malfunctions (US)	422	NBG Code	DDD/RO
Registered US Implants	192,000	<b>Therapy Function Not Compromised</b>	28	Serial Number Prefix	PGU, PGY, PGW
Estimated Active US Implants	42,000	Battery	1	Estimated Longevity	<a href="#">See page 73</a>
Normal Battery Depletions (US)	17,161	Electrical Component	21		
<b>Advisories:</b> <a href="#">See page 141</a> – 2002 Potential Fractured Power Supply Wires; <a href="#">See also page 137</a> – 2009 Potential Separation of Interconnect Wires		Electrical Interconnect	1		
		Possible Early Battery Depletion	3		
		Other	2		
		<b>Therapy Function Compromised</b>	394		
		Electrical Component	15		
		Electrical Interconnect	379		

*(311 malfunctions related to advisory)*

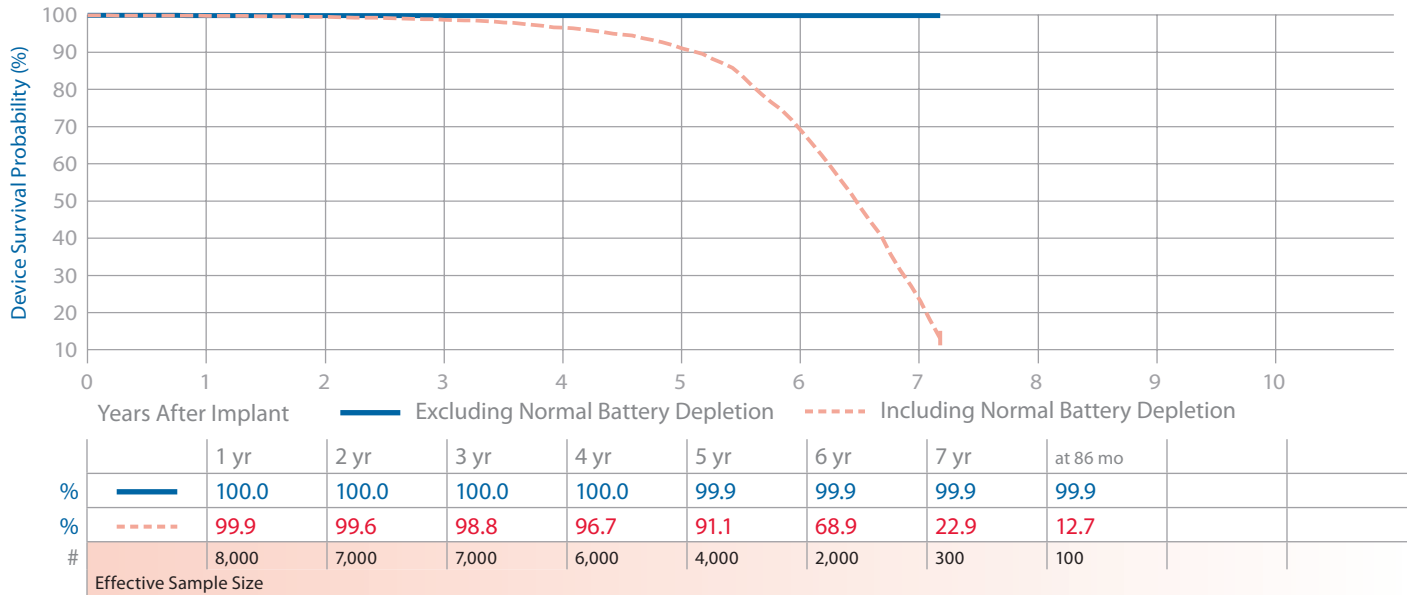




**Kappa 700 DR KDR721**

Product Characteristics

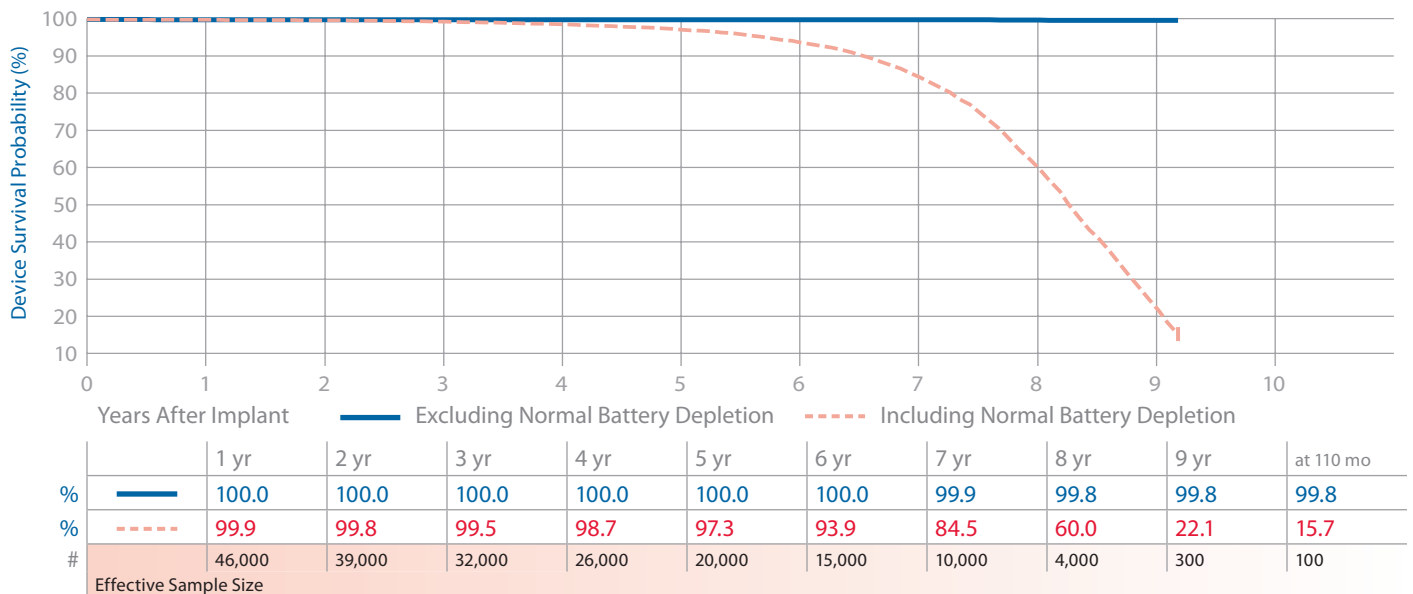
US Market Release	Feb-99	Malfunctions (US)	5	NBG Code	DDD/RO
Registered US Implants	10,000	<b>Therapy Function Not Compromised</b>	1	Serial Number Prefix	PGR
Estimated Active US Implants	20	Electrical Component	1	Estimated Longevity	<a href="#">See page 73</a>
Normal Battery Depletions (US)	1,280	<b>Therapy Function Compromised</b>	4		
		Electrical Interconnect	4		
<b>Advisories:</b> <a href="#">See page 141</a> – 2002 Potential Fractured Power Supply Wires; <a href="#">See also page 137</a> – 2009 Potential Separation of Interconnect Wires		<i>(4 malfunctions related to advisory)</i>			



**Kappa 700 SR KSR701, KSR703, KSR706**

Product Characteristics

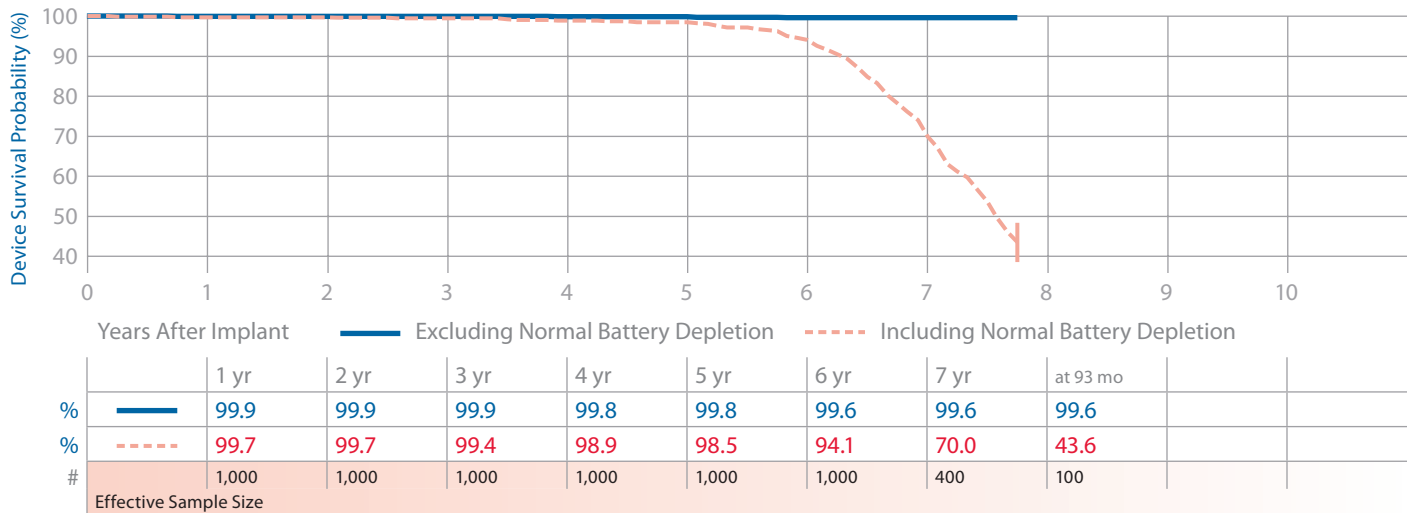
US Market Release	Feb-99	Malfunctions (US)	22	NBG Code	SSI/R
Registered US Implants	55,000	<b>Therapy Function Not Compromised</b>	3	Serial Number Prefix	PHT, PHW, PHU
Estimated Active US Implants	11,000	Electrical Component	2	Estimated Longevity	<a href="#">See page 73</a>
Normal Battery Depletions (US)	2,895	Possible Early Battery Depletion	1		
		<b>Therapy Function Compromised</b>	19		
<b>Advisories:</b> <a href="#">See page 137</a> – 2009 Potential Separation of Interconnect Wires		Electrical Component	4		
		Electrical Interconnect	15		



**Kappa 700 VDD KVDD701**

Product Characteristics

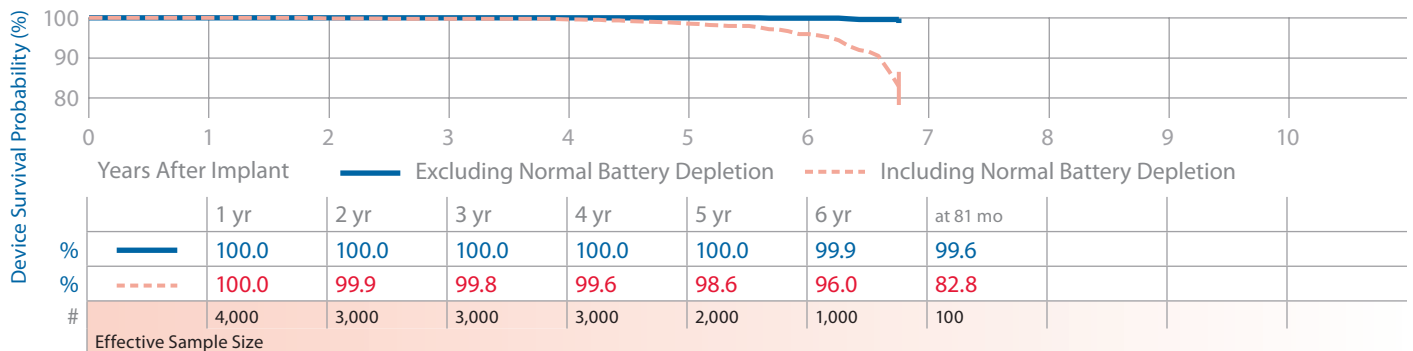
US Market Release	Jan-99	Malfunctions (US)	4	NBG Code	VDD/RO
Registered US Implants	2,000	<b>Therapy Function Not Compromised</b>	0	Serial Number Prefix	PHP
Estimated Active US Implants	100	<b>Therapy Function Compromised</b>	4	Estimated Longevity	<a href="#">See page 73</a>
Normal Battery Depletions (US)	161	Electrical Interconnect	4		
<b>Advisories:</b> <a href="#">See page 141</a> – 2002 Potential Fractured Power Supply Wires; <a href="#">See also page 137</a> – 2009 Potential Separation of Interconnect Wires		<i>(4 malfunctions related to advisory)</i>			



**Kappa 800 DR KDR801, KDR803**

Product Characteristics

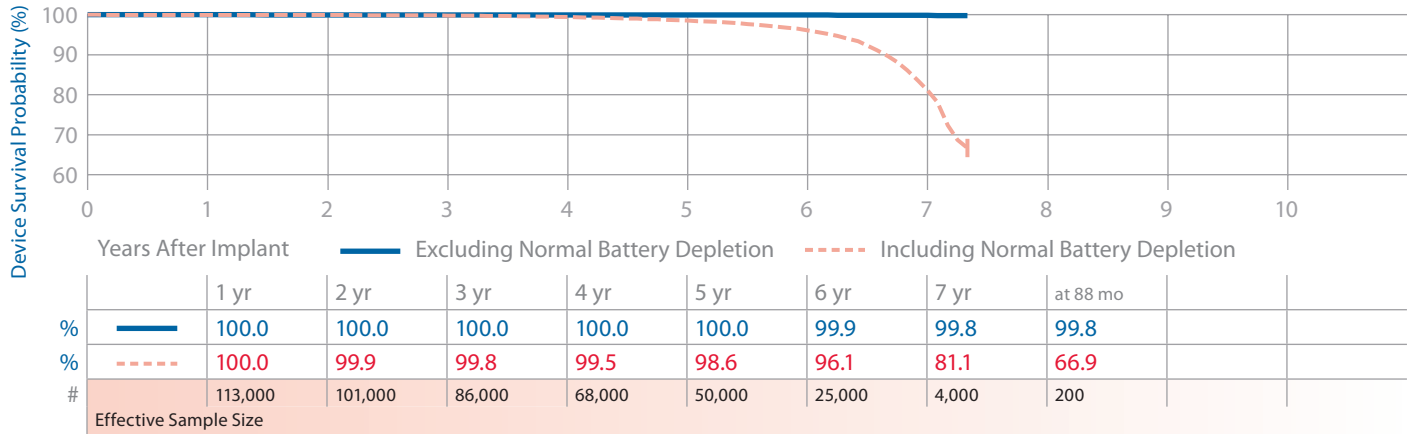
US Market Release	Jan-02	Malfunctions (US)	3	NBG Code	DDD/RO
Registered US Implants	4,000	<b>Therapy Function Not Compromised</b>	0	Serial Number Prefix	PKW, PKY
Estimated Active US Implants	2,000	<b>Therapy Function Compromised</b>	3	Estimated Longevity	<a href="#">See page 73</a>
Normal Battery Depletions (US)	67	Electrical Interconnect	3		
Advisories	None				



**Kappa 900 DR** KDR901, KDR903, KDR906

Product Characteristics

US Market Release	Jan-02	Malfunctions (US)	52	NBG Code	DDD/RO
Registered US Implants	125,000	<b>Therapy Function Not Compromised</b>	13	Serial Number Prefix	PKM, PKN, PKP
Estimated Active US Implants	65,000	Electrical Component	13	Estimated Longevity	<a href="#">See page 73</a>
Normal Battery Depletions (US)	1,765	<b>Therapy Function Compromised</b>	39		
Advisories	None	Electrical Component	8		
		Electrical Interconnect	31		

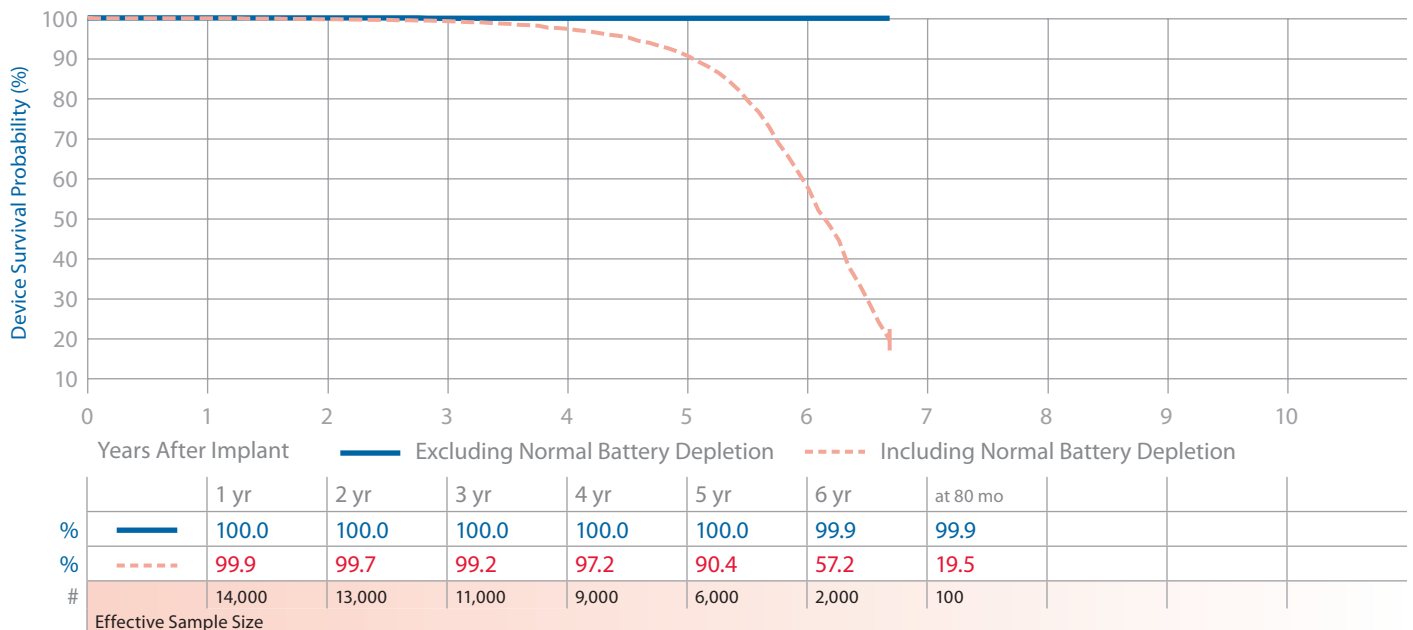


**Kappa 920 DR** KDR921

Product Characteristics

US Market Release	Jan-02	Malfunctions (US)	3	NBG Code	DDD/RO
Registered US Implants	16,000	<b>Therapy Function Not Compromised</b>	0	Serial Number Prefix	PKR
Estimated Active US Implants	4,000	<b>Therapy Function Compromised</b>	3	Estimated Longevity	<a href="#">See page 73</a>
Normal Battery Depletions (US)	1,384	Electrical Interconnect	3		

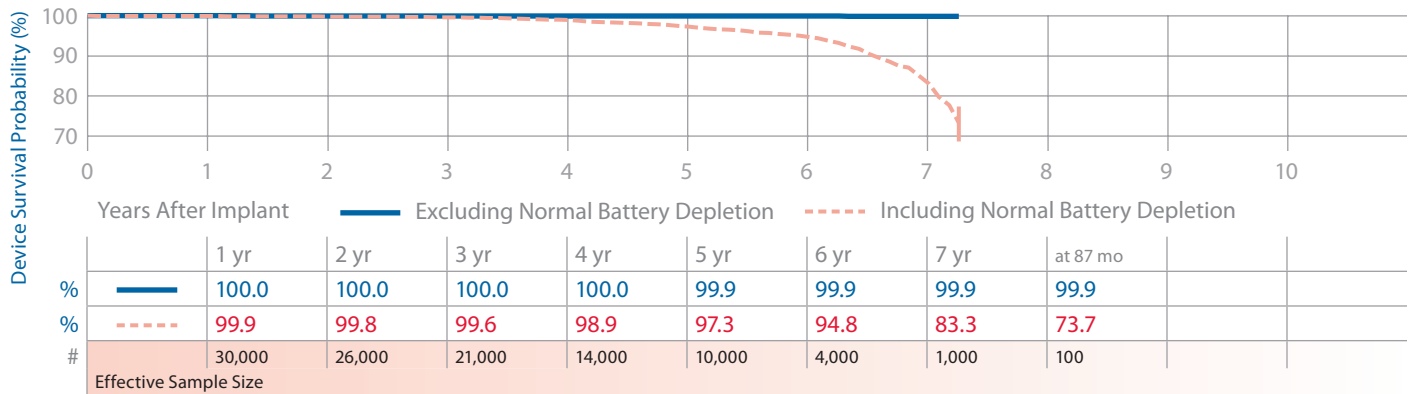
[See page 137](#) – 2009 Potential Separation of Interconnect Wires



**Kappa 900 SR** KSR901, KSR903, KSR906

Product Characteristics

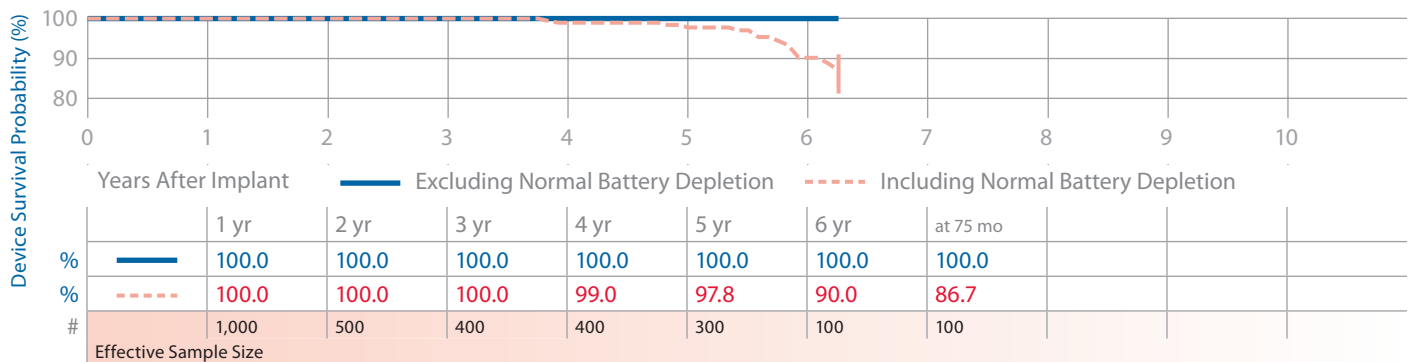
US Market Release	Jan-02	Malfunctions (US)	13	NBG Code	VVEV
Registered US Implants	37,000	<b>Therapy Function Not Compromised</b>	8	Serial Number Prefix	PLF, PLG, PLH
Estimated Active US Implants	16,000	Electrical Component	7	Estimated Longevity	<a href="#">See page 73</a>
Normal Battery Depletions (US)	402	Possible Early Battery Depletion	1		
<a href="#">See page 137</a> – 2009 Potential Separation of Interconnect Wires		<b>Therapy Function Compromised</b>	5		
		Electrical Interconnect	5		



**Kappa 900 VDD** KVDD901

Product Characteristics

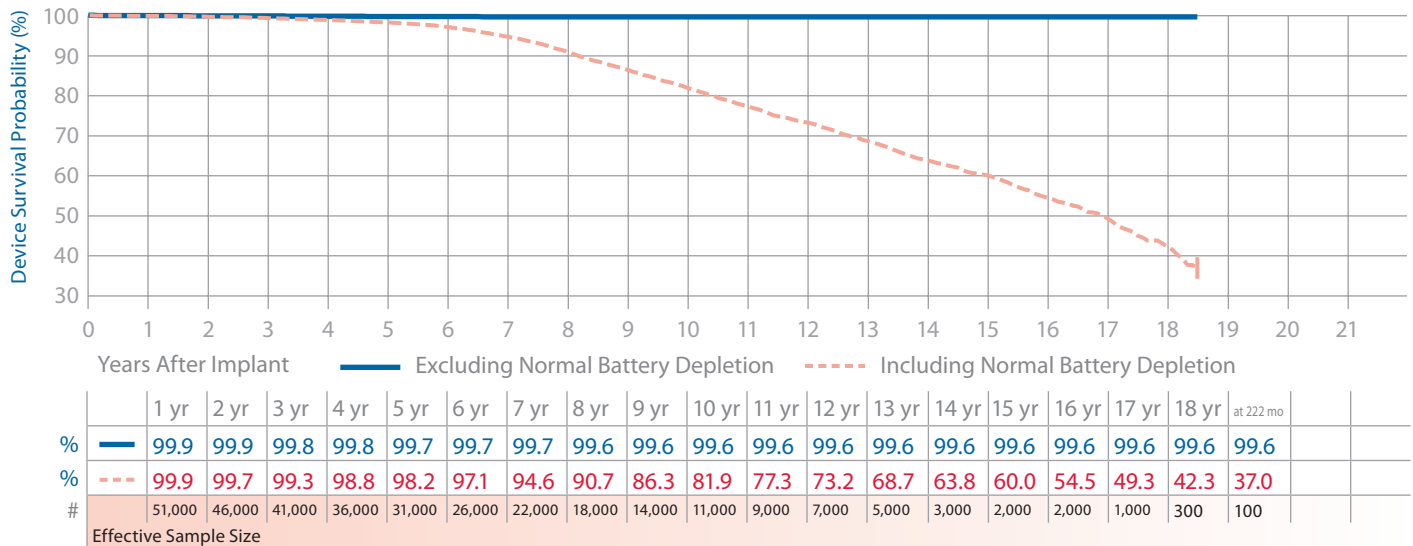
US Market Release	Jan-02	Malfunctions (US)	0	NBG Code	VDD
Registered US Implants	1,000	<b>Therapy Function Not Compromised</b>	0	Serial Number Prefix	PLE
Estimated Active US Implants	200	<b>Therapy Function Compromised</b>	0	Estimated Longevity	<a href="#">See page 73</a>
Normal Battery Depletions (US)	27				
<a href="#">See page 137</a> – 2009 Potential Separation of Interconnect Wires					



**Legend 8416, 8417, 8417M, 8418, 8419**

**Product Characteristics**

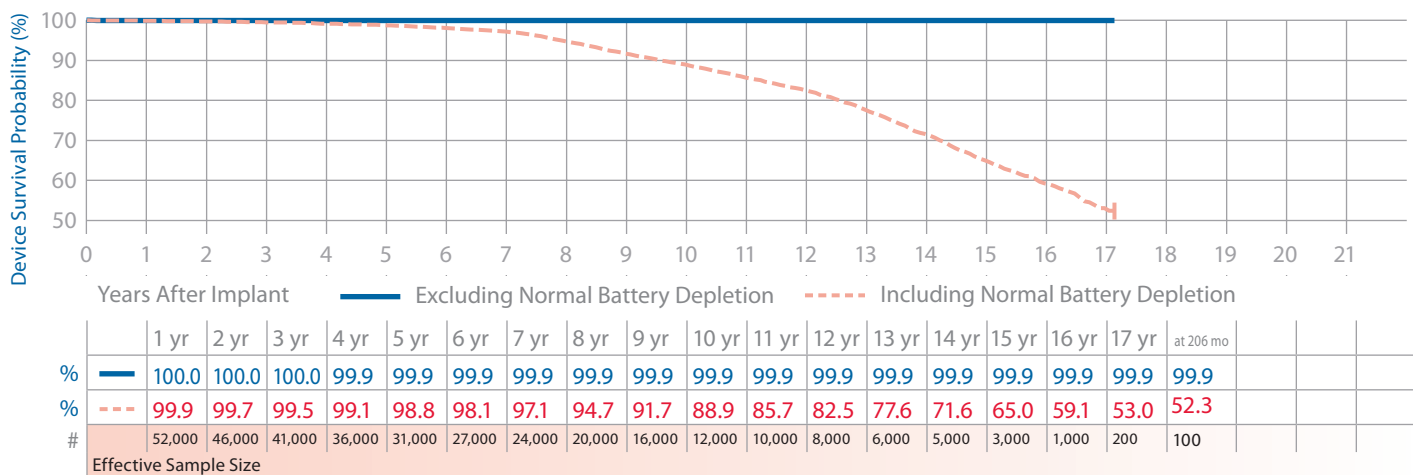
US Market Release	Aug-89	Malfunctions (US)	142	NBG Code	SSIRO
Registered US Implants	57,000			Serial Number Prefix	XT, WJ, WN, ZT
Estimated Active US Implants	1,000			Estimated Longevity	<a href="#">See page 73</a>
Normal Battery Depletions (US)	2,928				
Advisories	None				



**Legend II 8424, 8426, 8427**

**Product Characteristics**

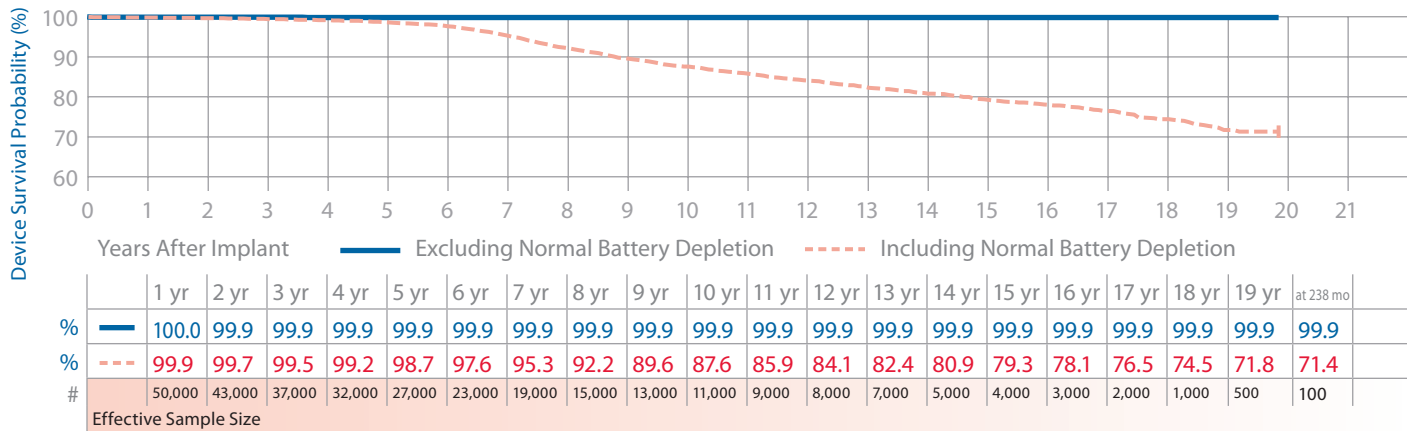
US Market Release	Nov-91	Malfunctions (US)	34	NBG Code	SSIRO
Registered US Implants	58,000			Serial Number Prefix	2P, 2T, 2U
Estimated Active US Implants	3,000			Estimated Longevity	<a href="#">See page 73</a>
Normal Battery Depletions (US)	2,301				
Advisories	None				



**Minix/Minix ST 8330, 8331, 8331M, 8340, 8341, 8341M, 8342**

Product Characteristics

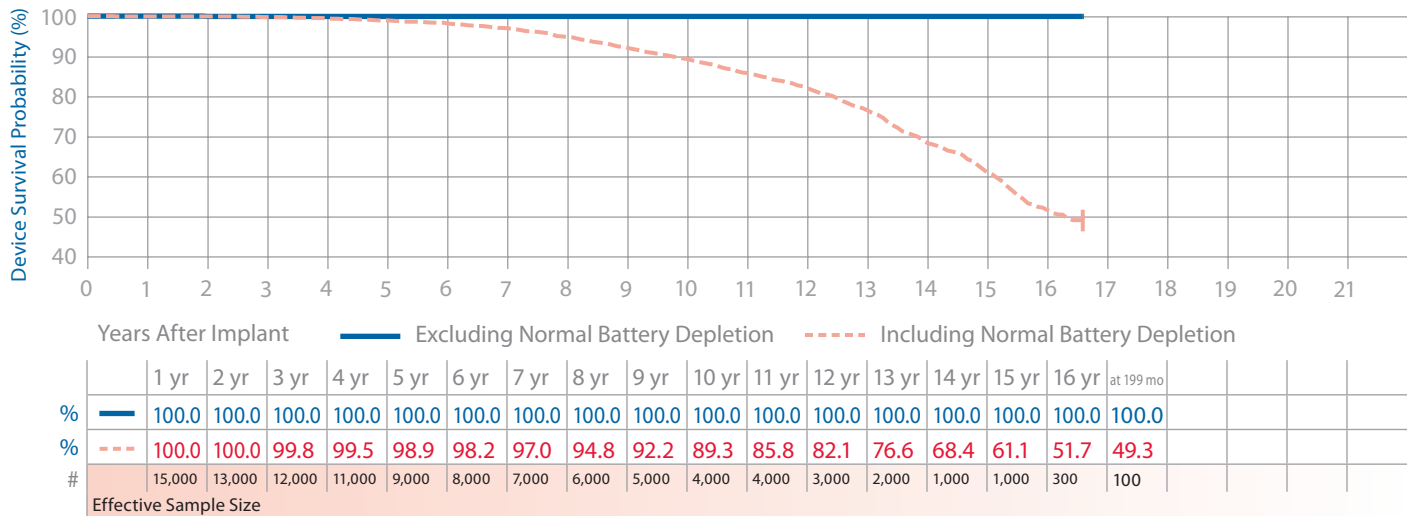
US Market Release	Dec-89	Malfunctions (US)	49	NBG Code	SSIRO
Registered US Implants	58,000			Serial Number Prefix	2P, 2T, 2U
Estimated Active US Implants	4,000			Estimated Longevity	<a href="#">See page 73</a>
Normal Battery Depletions (US)	1,613				
<b>Advisories:</b> <a href="#">See page 143</a> – 1991 Potential Delayed Restoration of Permanent Settings					



**Minuet 7107, 7108**

Product Characteristics

US Market Release	Mar-92	Malfunctions (US)	4	NBG Code	DDDCO
Registered US Implants	17,000			Serial Number Prefix	1Z1, 2G1
Estimated Active US Implants	1,000			Estimated Longevity	<a href="#">See page 73</a>
Normal Battery Depletions (US)	814				
Advisories	None				



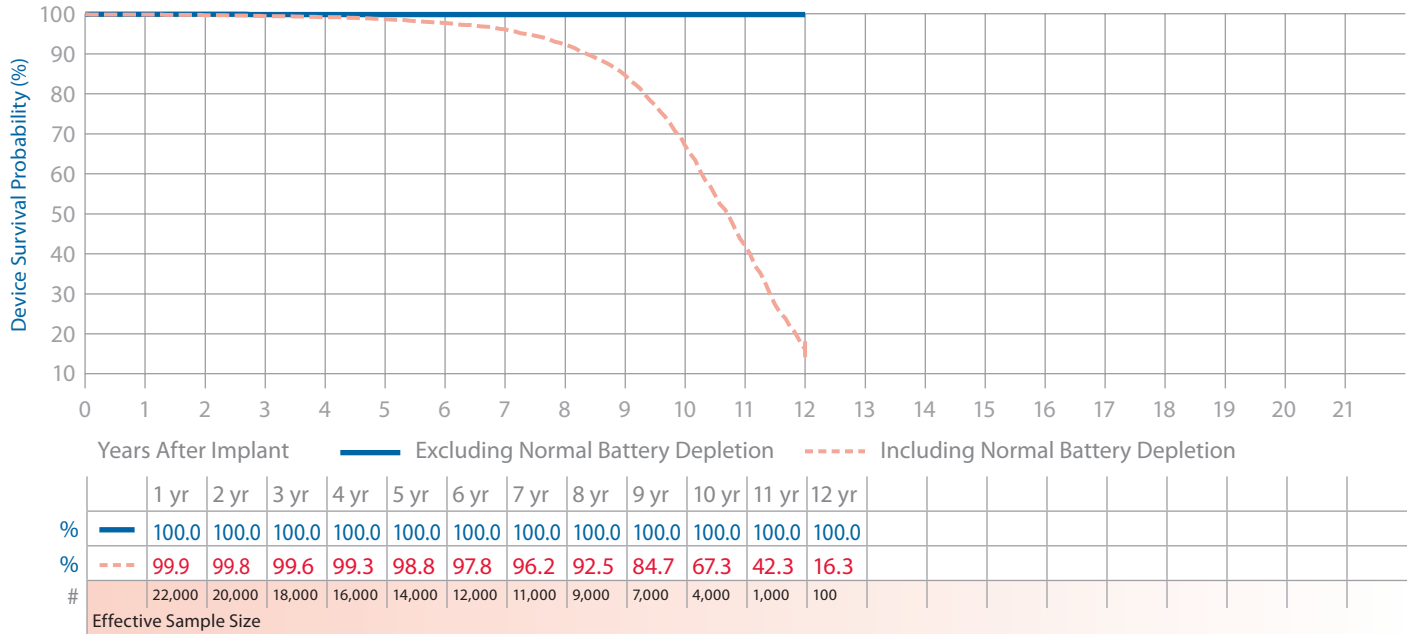
**Preva DR 7088, 7089**

Product Characteristics

US Market Release	Jul-96
Registered US Implants	26,000
Estimated Active US Implants	2,000
Normal Battery Depletions (US)	2,134
Advisories	None

Malfunctions (US) 4

NBG Code	DDD/RO
Serial Number Prefix	PGJ, PGK
Estimated Longevity	<a href="#">See page 73</a>



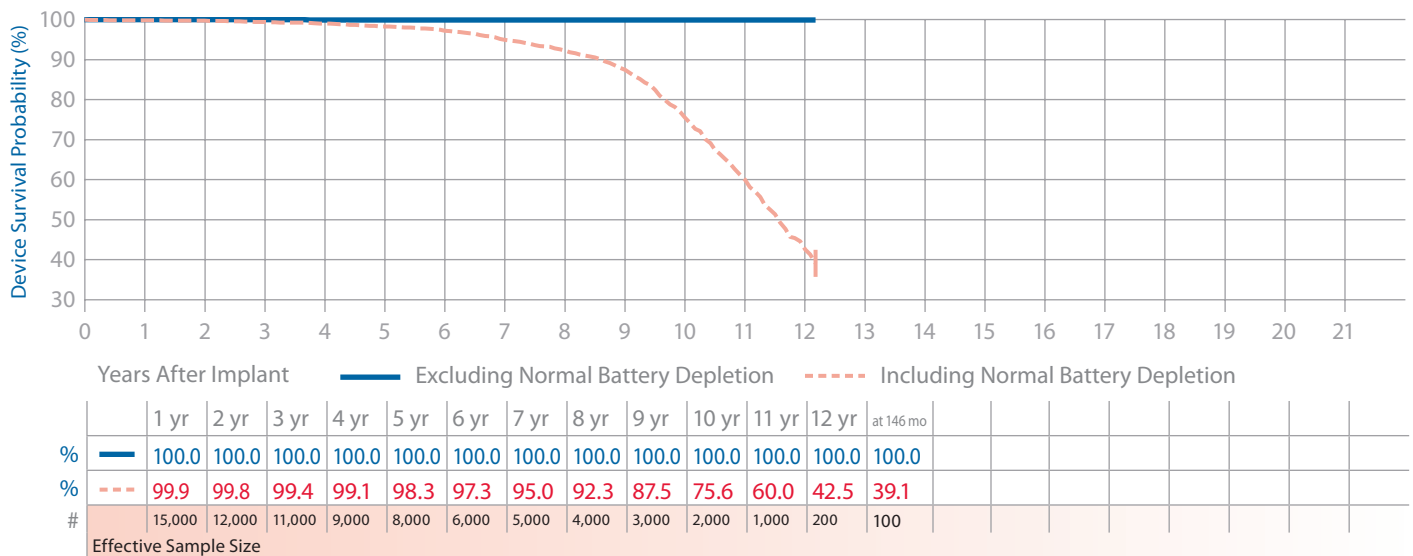
**Preva SR 8088, 8089**

Product Characteristics

US Market Release	Jul-96
Registered US Implants	18,000
Estimated Active US Implants	1,000
Normal Battery Depletions (US)	789
Advisories	None

Malfunctions (US) 1

NBG Code	SSI/R
Serial Number Prefix	PGL, PGM
Estimated Longevity	<a href="#">See page 73</a>



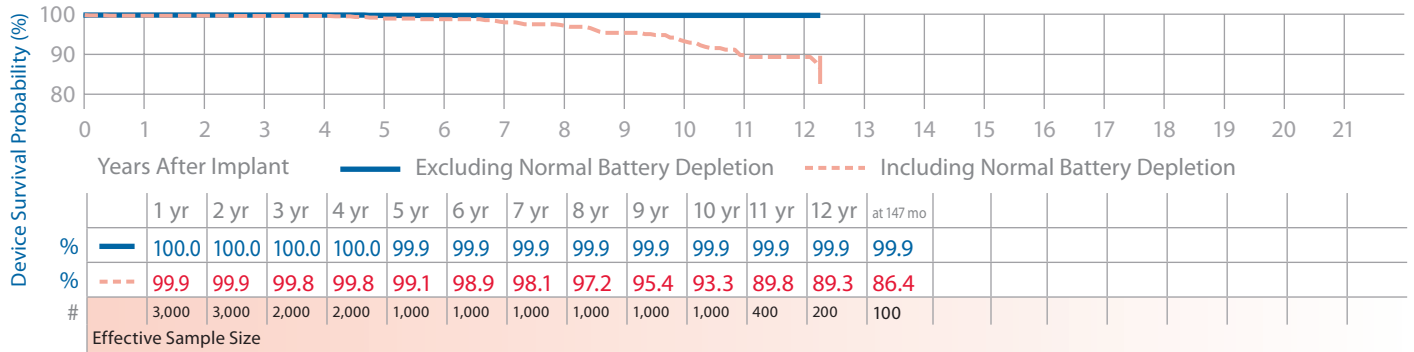
**Prevail S 8085, 8086**

Product Characteristics

US Market Release	Oct-95
Registered US Implants	4,000
Estimated Active US Implants	500
Normal Battery Depletions (US)	43
Advisories	None

Malfunctions (US) 1

NBG Code	SSI
Serial Number Prefix	PGL, PGM
Estimated Longevity	<a href="#">See page 73</a>



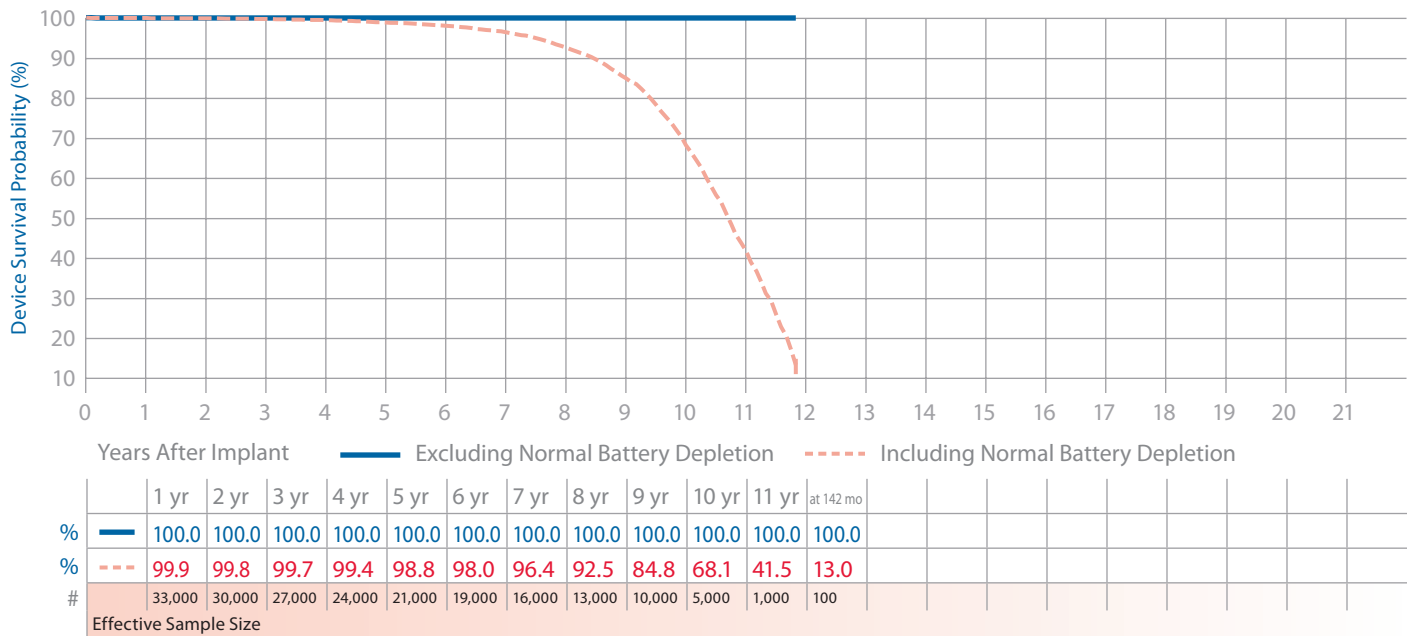
**Prodigy DR 7860, 7861, 7862**

Product Characteristics

US Market Release	Oct-95
Registered US Implants	38,000
Estimated Active US Implants	3,000
Normal Battery Depletions (US)	2,947
Advisories	None

Malfunctions (US) 11

NBG Code	DDD/RO
Serial Number Prefix	PDH, PDJ, PDK
Estimated Longevity	<a href="#">See page 74</a>





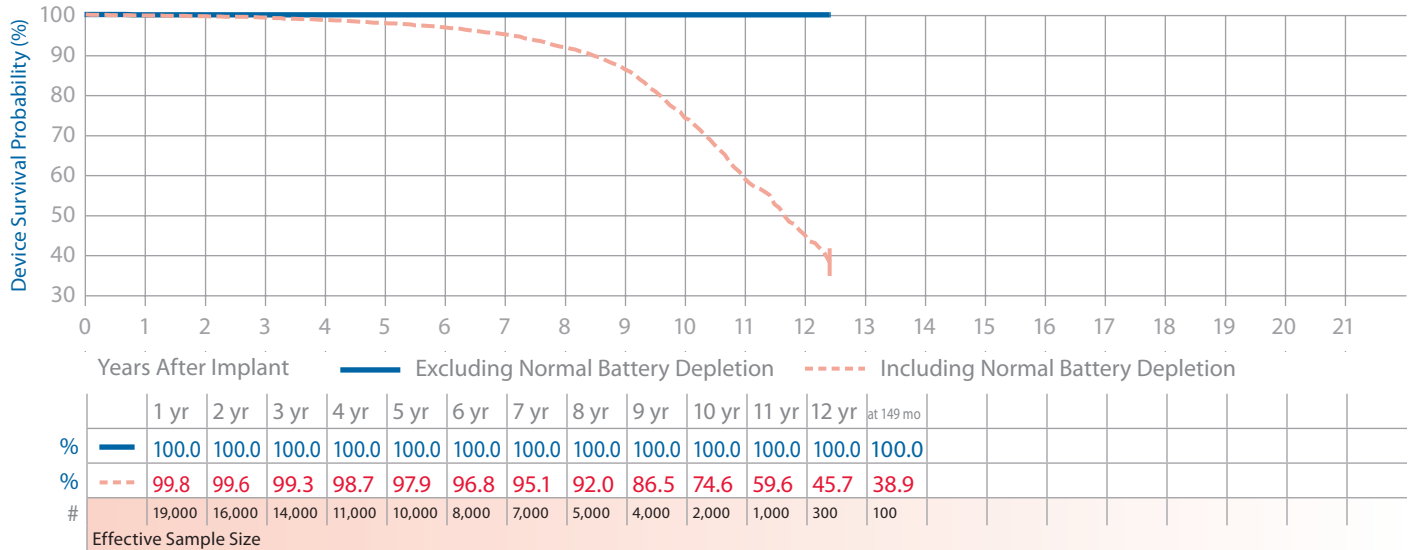
**Prodigy SR 8158, 8160, 8161, 8162**

Product Characteristics

US Market Release	Oct-95
Registered US Implants	22,000
Estimated Active US Implants	2,000
Normal Battery Depletions (US)	973
Advisories	None

Malfunctions (US) 4

NBG Code	SSI/R
Serial Number Prefix	PEM, PED, PEE, PEF
Estimated Longevity	<a href="#">See page 74</a>



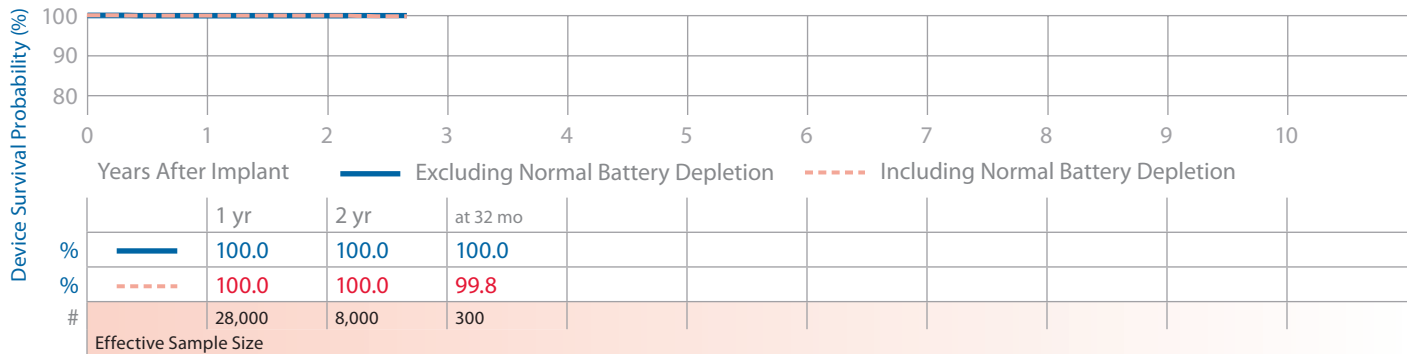
**Sensia DR SEDR01, SED01**

Product Characteristics

US Market Release	Jul-06
Registered US Implants	53,000
Estimated Active US Implants	46,000
Normal Battery Depletions (US)	2
Advisories	None

Malfunctions (US) 5  
 Therapy Function Not Compromised 3  
 Electrical Component 3  
 Therapy Function Compromised 2  
 Electrical Component 2

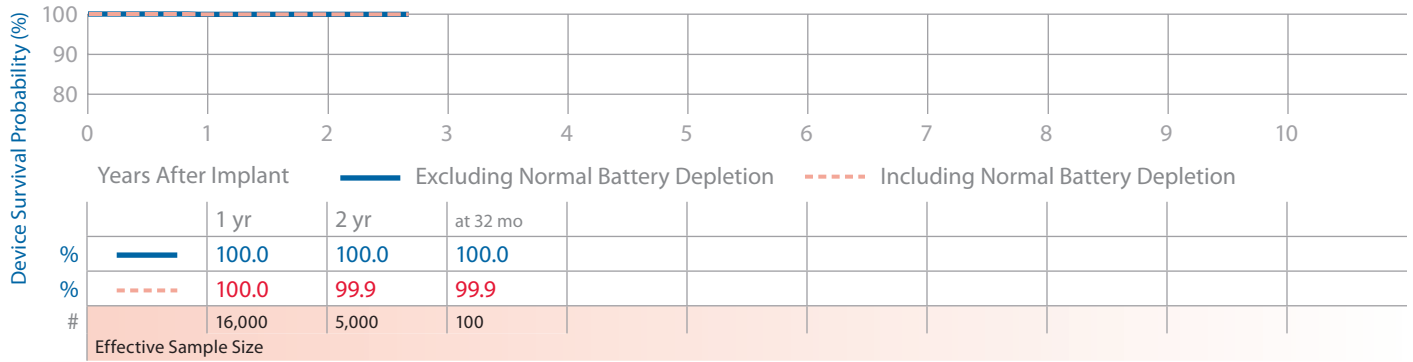
NBG Code	DDD, DDDR
Serial Number Prefix	PWL, PWK, NWL
Estimated Longevity	<a href="#">See page 74</a>



**Sensia SR SESR01, SES01**

Product Characteristics

US Market Release	Jul-06	Malfunctions (US)	1	NBG Code	SSIR, SSI
Registered US Implants	33,000	<b>Therapy Function Not Compromised</b>	1	Serial Number Prefix	PWR, PWS, NWR
Estimated Active US Implants	27,000	Electrical Component	1		
Normal Battery Depletions (US)	2	<b>Therapy Function Compromised</b>	0	Estimated Longevity	<a href="#">See page 74</a>
Advisories	None				

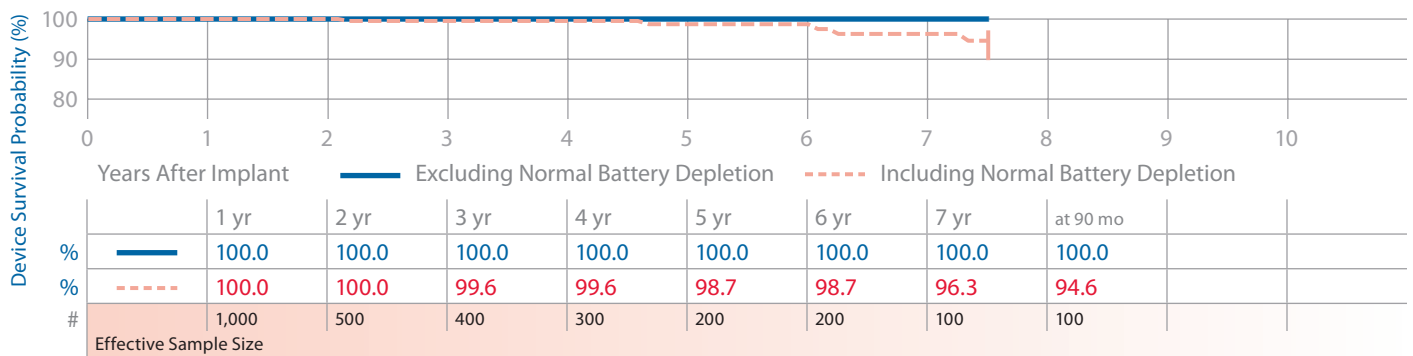


**Sigma 100 S SS103, SS106**

Product Characteristics

US Market Release	Aug-99	Malfunctions (US)	0	NBG Code	SSI
Registered US Implants	1,000	<b>Therapy Function Not Compromised</b>	0	Serial Number Prefix	PJG, PJH
Estimated Active US Implants	100	<b>Therapy Function Compromised</b>	0	Estimated Longevity	<a href="#">See page 74</a>
Normal Battery Depletions (US)	12				

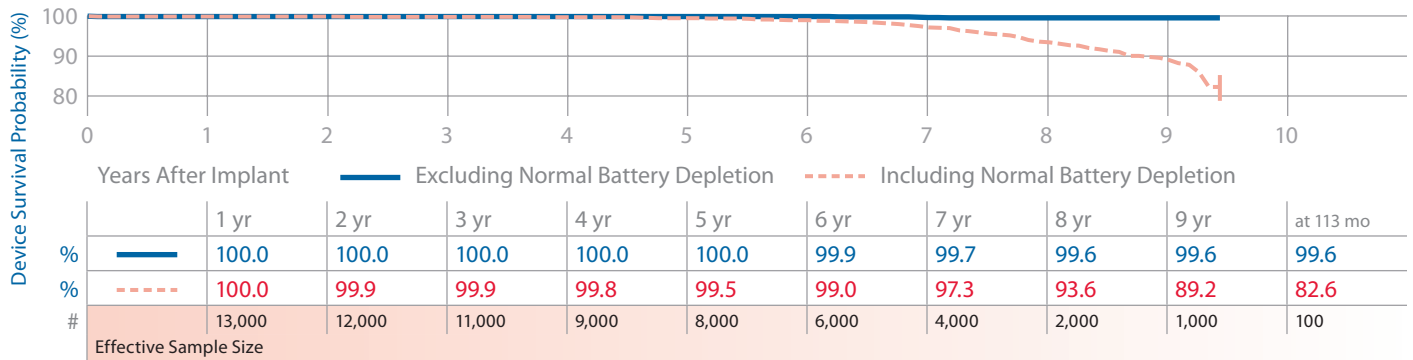
**Advisories:** [See page 139](#) – 2005 Potential Separation of Interconnect Wires



**Sigma 200 DR SDR203**

Product Characteristics

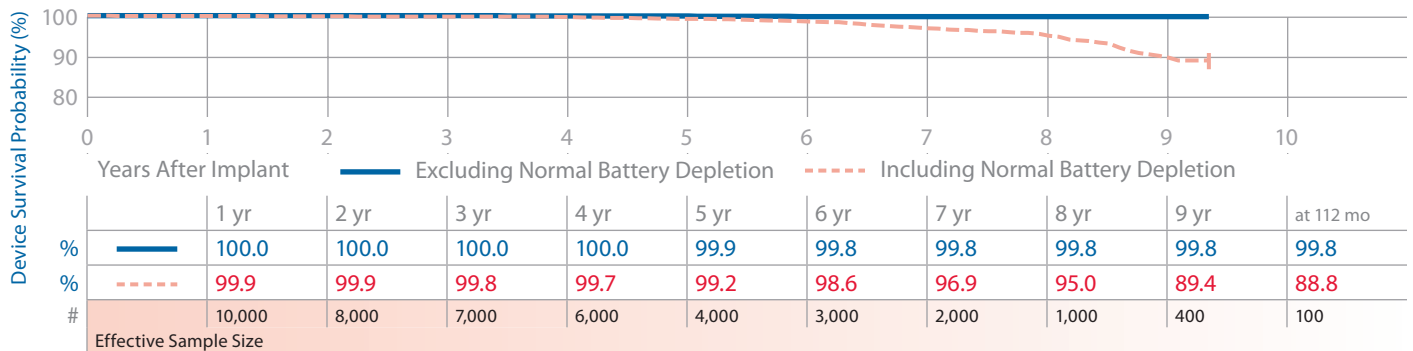
US Market Release	Aug-99	Malfunctions (US)	20	NBG Code	DDD/RO
Registered US Implants	16,000	<b>Therapy Function Not Compromised</b>	1	Serial Number Prefix	PJD
Estimated Active US Implants	6,000	Electrical Component	1	Estimated Longevity	<a href="#">See page 74</a>
Normal Battery Depletions (US)	167	<b>Therapy Function Compromised</b>	19		
		Electrical Component	1		
<b>Advisories:</b> <a href="#">See page 139</a> – 2005 Potential Separation of Interconnect Wires; <a href="#">See also page 137</a> – 2009 Potential Separation of Interconnect Wires		Electrical Interconnect	18		
		<i>(10 malfunctions related to advisory)</i>			



**Sigma 200 SR SSR203**

Product Characteristics

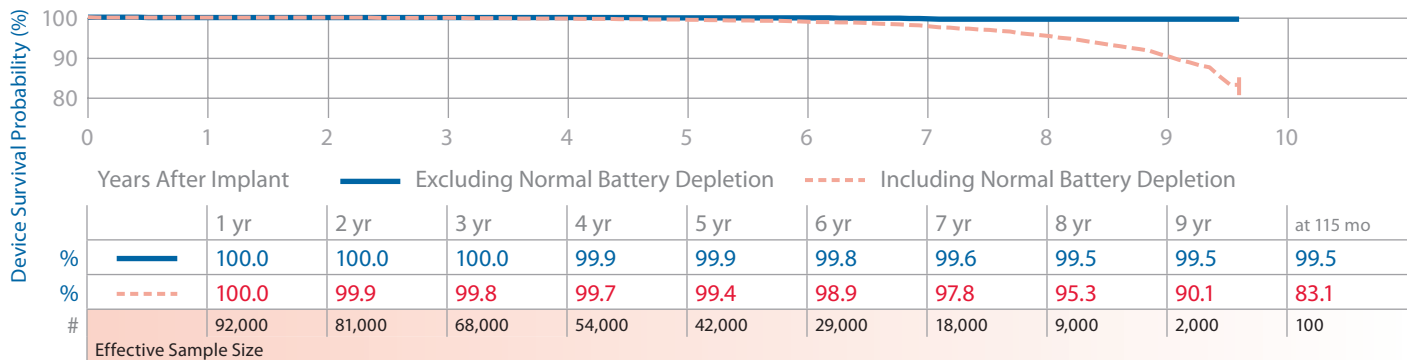
US Market Release	Sep-99	Malfunctions (US)	9	NBG Code	SSI/R
Registered US Implants	12,000	<b>Therapy Function Not Compromised</b>	0	Serial Number Prefix	PJG
Estimated Active US Implants	3,000	<b>Therapy Function Compromised</b>	9	Estimated Longevity	<a href="#">See page 74</a>
Normal Battery Depletions (US)	90	Electrical Interconnect	9		
		<i>(8 malfunctions related to advisory)</i>			
<b>Advisories:</b> <a href="#">See page 139</a> – 2005 Potential Separation of Interconnect Wires; <a href="#">See also page 137</a> – 2009 Potential Separation of Interconnect Wires					



**Sigma 300 DR SDR303, SDR306**

Product Characteristics

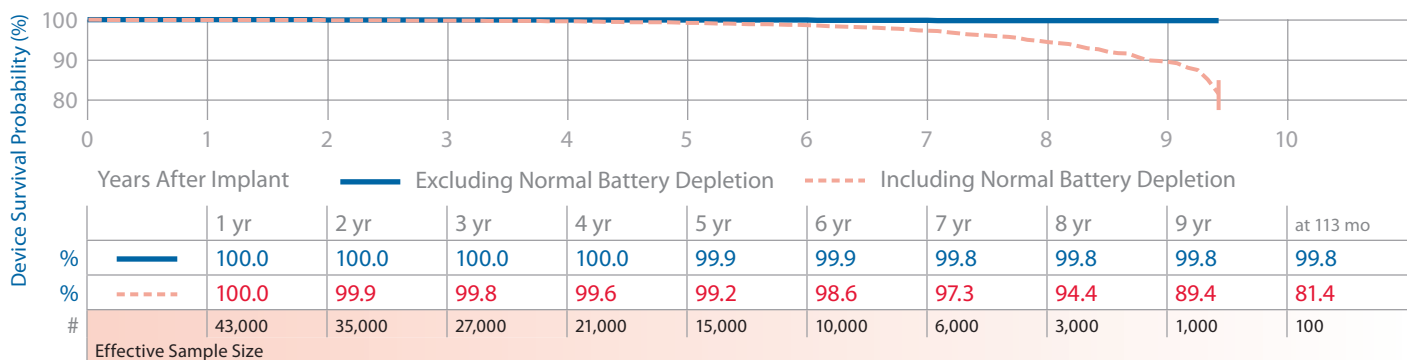
US Market Release	Aug-99	Malfunctions (US)	145	NBG Code	DDD/RO
Registered US Implants	107,000	<b>Therapy Function Not Compromised</b>	15	Serial Number Prefix	PJD, PJE
Estimated Active US Implants	50,000	Electrical Component	4	Estimated Longevity	<a href="#">See page 74</a>
Normal Battery Depletions (US)	582	Electrical Interconnect <i>(10 malfunctions related to advisory)</i>	10		
<b>Advisories:</b> <a href="#">See page 139</a> – 2005 Potential Separation of Interconnect Wires; <a href="#">See also page 137</a> – 2009 Potential Separation of Interconnect Wires		Possible Early Battery Depletion	1		
		<b>Therapy Function Compromised</b>	130		
		Electrical Component	7		
		Electrical Interconnect <i>(66 malfunctions related to advisory)</i>	123		



**Sigma 300 SR SSR303, SSR306**

Product Characteristics

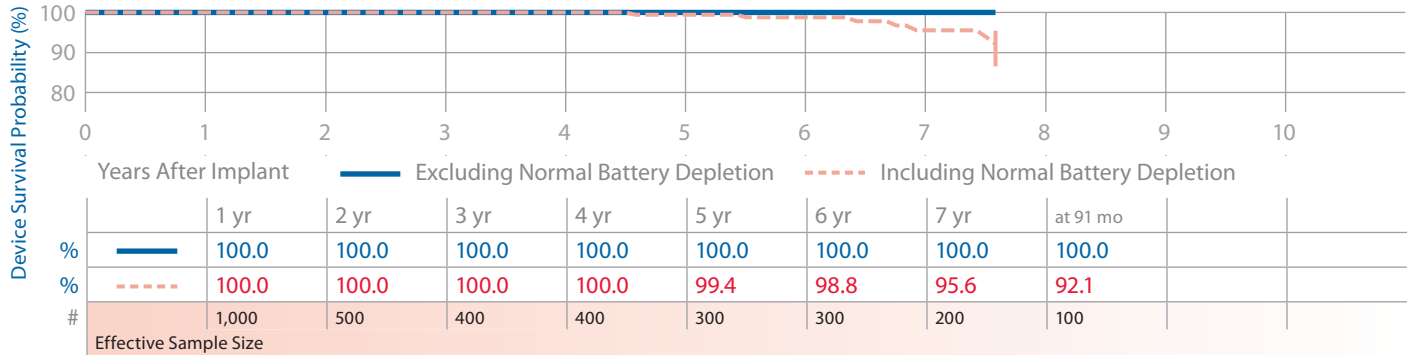
US Market Release	Sep-99	Malfunctions (US)	24	NBG Code	SSI/R
Registered US Implants	54,000	<b>Therapy Function Not Compromised</b>	3	Serial Number Prefix	PJG, PJH
Estimated Active US Implants	19,000	Electrical Component	1	Estimated Longevity	<a href="#">See page 74</a>
Normal Battery Depletions (US)	280	Electrical Interconnect <i>(1 malfunction related to advisory)</i>	2		
<b>Advisories:</b> <a href="#">See page 139</a> – 2005 Potential Separation of Interconnect Wires; <a href="#">See also page 137</a> – 2009 Potential Separation of Interconnect Wires		<b>Therapy Function Compromised</b>	21		
		Electrical Component	3		
		Electrical Interconnect <i>(15 malfunctions related to advisory)</i>	18		



**Sigma 300 VDD SVDD303**

Product Characteristics

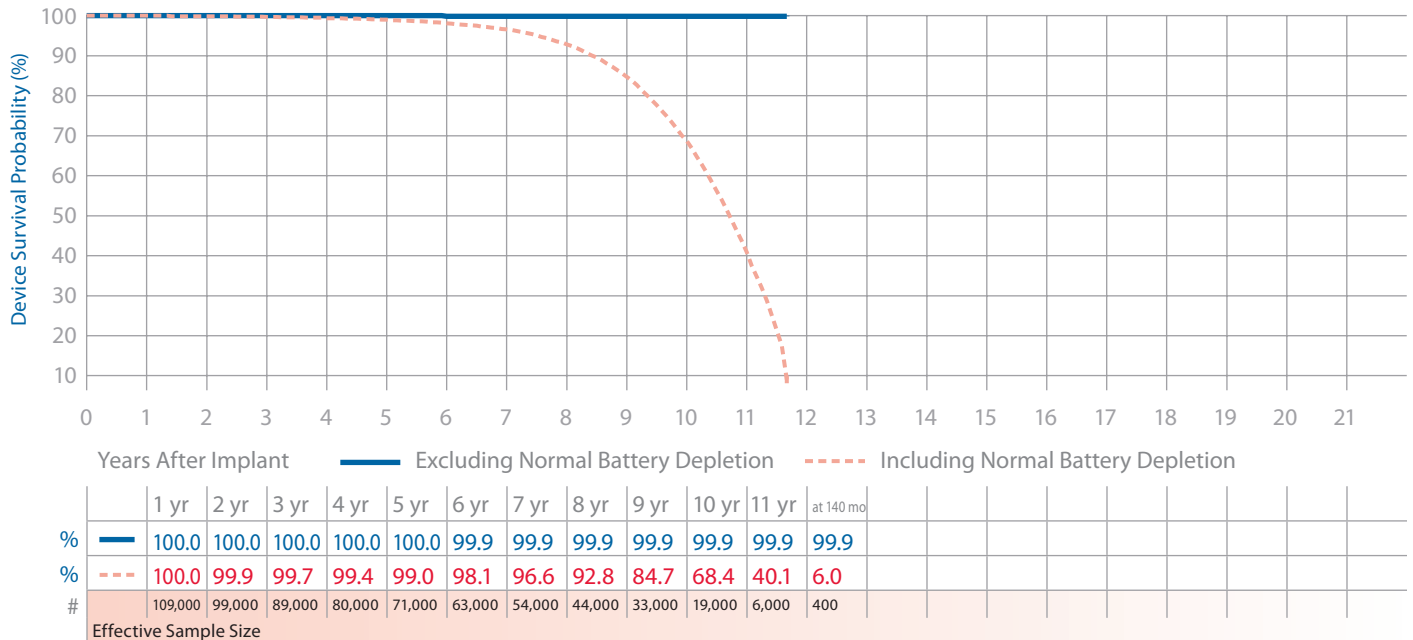
US Market Release	Sep-99	Malfunctions (US)	0	NBG Code	VDDD
Registered US Implants	1,000	Therapy Function Not Compromised	0	Serial Number Prefix	PJD
Estimated Active US Implants	200	Therapy Function Compromised	0	Estimated Longevity	<a href="#">See page 74</a>
Normal Battery Depletions (US)	10				
<b>Advisories:</b> <a href="#">See page 139</a> – 2005 Potential Separation of Interconnect Wires					



**Thera-i DR 7960i, 7961i, 7962i**

Product Characteristics

US Market Release	Oct-95	Malfunctions (US)	50	NBG Code	DDD/RO
Registered US Implants	122,000			Serial Number Prefix	PDB, PDC, PDD
Estimated Active US Implants	4,000			Estimated Longevity	<a href="#">See page 74</a>
Normal Battery Depletions (US)	11,322				
Advisories	None				



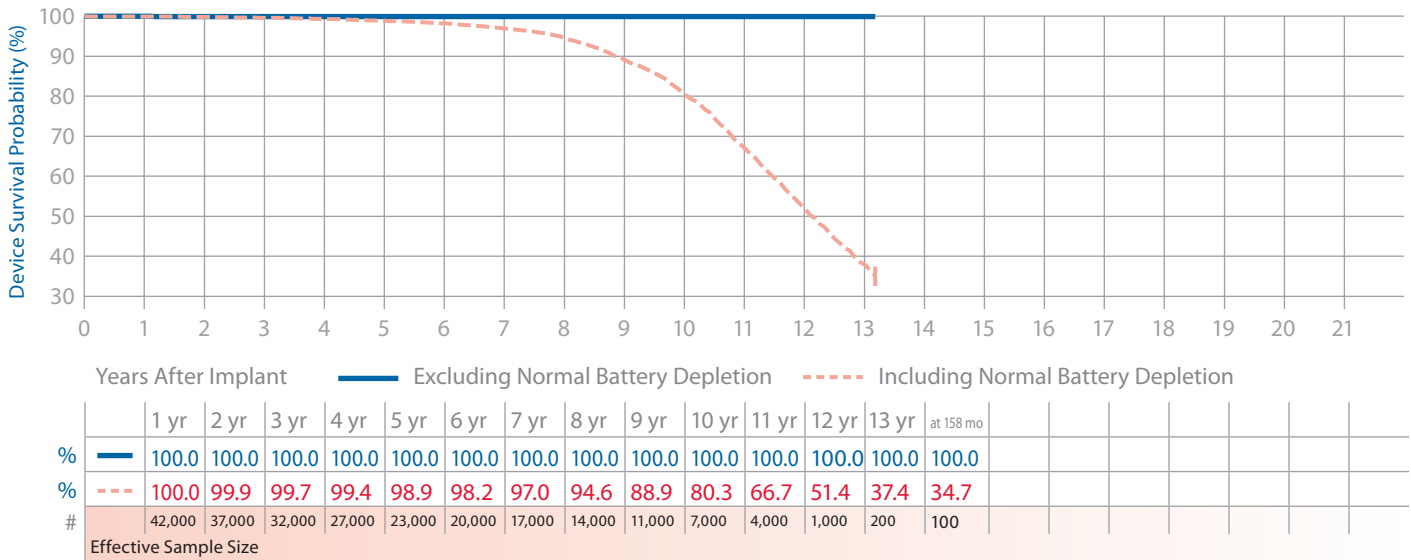
**Thera-i SR 8960i, 8961i, 8962i**

Product Characteristics

US Market Release	Oct-95
Registered US Implants	50,000
Estimated Active US Implants	4,000
Normal Battery Depletions (US)	2,263
Advisories	None

Malfunctions (US)	7
-------------------	---

NBG Code	SSIR
Serial Number Prefix	PDU, PDV, PDW
Estimated Longevity	<a href="#">See page 74</a>



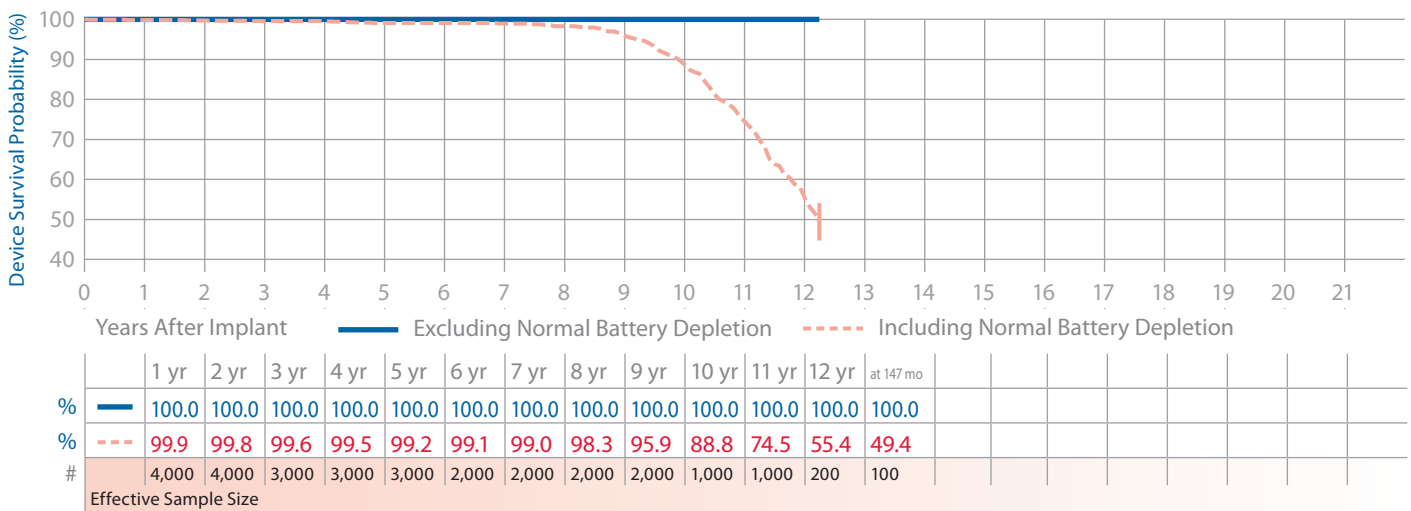
**Thera-i VDD 8968i**

Product Characteristics

US Market Release	Mar-96
Registered US Implants	5,000
Estimated Active US Implants	1,000
Normal Battery Depletions (US)	225
Advisories	None

Malfunctions (US)	0
-------------------	---

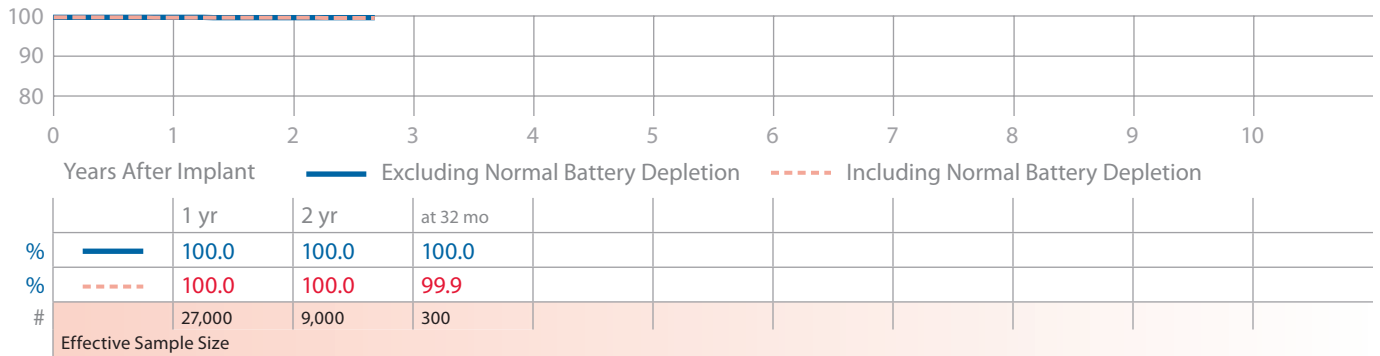
NBG Code	VDD
Serial Number Prefix	PEC
Estimated Longevity	<a href="#">See page 74</a>



**Versa DR VEDR01**

**Product Characteristics**

US Market Release	Jul-06	Malfunctions (US)	2	NBG Code	DDDR
Registered US Implants	47,000	<b>Therapy Function Not Compromised</b>	2	Serial Number Prefix	PWH, NWH
Estimated Active US Implants	40,000	Electrical Component	2	Estimated Longevity	<a href="#">See page 74</a>
Normal Battery Depletions (US)	4	<b>Therapy Function Compromised</b>	0		
Advisories	None				







**Device Survival Summary** continued

		Malfunctions (US)		Device Survival Probability (%)																		
Family	Model Number	US Market Release	Registered US Implants	Estimated Active US Implants	Normal Battery Depletions (US)	Therapy Function Compromised	Therapy Function Not Compromised	Total	1 yr	2 yr	3 yr	4 yr	5 yr	6 yr	7 yr	8 yr	10 yr	12 yr	14 yr	16 yr		
EnPulse 2 DR	E2DR01, E2DR03, E2DR06	Feb-04	101,000	66,000	136	3	14	17	100.0 +0.0/-0.0	100.0 +0.0/-0.0	100.0 +0.0/-0.0	100.0 +0.0/-0.0	100.0 +0.0/-0.0	100.0 +0.0/-0.0	100.0 at 62 mo							
									100.0 +0.0/-0.0	99.9 +0.0/-0.0	99.8 +0.0/-0.0	99.6 +0.1/-0.1	98.9 +0.2/-0.2	98.9 +0.2/-0.2								
EnPulse 2 DR	E2DR21	Feb-04	12,000	8,000	88	1	0	1	100.0 +0.0/-0.0	100.0 +0.0/-0.1	100.0 +0.0/-0.1	100.0 +0.0/-0.1	100.0 +0.0/-0.1	100.0 at 59 mo								
EnPulse 2 DR	E2DR31, E2DR33	Feb-04	1,000	400	0	0	0	0	100.0 +0.0/-0.0	100.0 +0.0/-0.0	100.0 +0.0/-0.0	100.0 +0.0/-0.0	100.0 +0.0/-0.0	100.0 +0.0/-0.0								
									100.0 +0.0/-0.0	99.7 +0.1/-0.1	99.3 +0.2/-0.2	97.9 +0.4/-0.5	91.0 +2.2/-2.8	91.0 at 59 mo								
EnPulse 2 SR	E2SR01, E2SR03, E2SR06	Dec-03	25,000	15,000	75	1	3	4	100.0 +0.0/-0.0	100.0 +0.0/-0.0	100.0 +0.0/-0.0	100.0 +0.0/-0.0	100.0 +0.0/-0.0	100.0 +0.0/-0.0	100.0 +0.0/-0.0							
									100.0 +0.0/-0.0	99.9 +0.0/-0.1	99.5 +0.1/-0.1	98.9 +0.2/-0.2	97.3 +0.6/-0.7	97.0 +0.7/-0.9								
EnPulse 2 VDD	E2VDD01	Dec-03	1,000	400	1	0	0	0	100.0 +0.0/-0.0	100.0 +0.0/-0.0	100.0 +0.0/-0.0	100.0 +0.0/-0.0	100.0 +0.0/-0.0	100.0 +0.0/-0.0	100.0 +0.0/-0.0							
									100.0 +0.0/-0.0	100.0 +0.0/-0.0	100.0 +0.0/-0.0	99.0 +0.8/-3.0	99.0 +0.8/-3.0	99.0 +0.8/-3.0	99.0 at 50 mo							
EnRhythm DR	P1501DR	May-05	84,000	65,000	9	26	8	34	100.0 +0.0/-0.0	100.0 +0.0/-0.0	99.9 +0.0/-0.0	99.9 +0.0/-0.1	99.9 +0.0/-0.1	99.9 +0.0/-0.1	99.9 +0.0/-0.1							
									100.0 +0.0/-0.0	99.9 +0.0/-0.0	99.9 +0.0/-0.0	99.7 +0.1/-0.3	99.7 +0.1/-0.3	99.7 +0.1/-0.3	99.7 at 49 mo							
Kappa 400 DR	KDR401, KDR403	Jan-98	47,000	4,000	5,862	9	13	22	100.0 +0.0/-0.0	100.0 +0.0/-0.0	100.0 +0.0/-0.0	100.0 +0.0/-0.0	100.0 +0.0/-0.0	99.9 +0.0/-0.0	99.9 +0.0/-0.0	99.9 +0.0/-0.0	99.9 +0.0/-0.0	99.9 +0.0/-0.0	99.9 +0.0/-0.0	99.9 +0.0/-0.1	99.9 +0.0/-0.1	
									100.0 +0.0/-0.0	99.9 +0.0/-0.0	99.8 +0.0/-0.1	99.6 +0.1/-0.1	99.0 +0.1/-0.1	99.0 +0.1/-0.1	97.2 +0.2/-0.2	87.1 +0.5/-0.5	50.4 +0.9/-0.9	11.0 +1.7/-1.0	11.0 at 101 mo	50.4 +0.9/-0.9	87.1 +0.5/-0.5	99.9 +0.0/-0.1
Kappa 400 SR	KSR401, KSR403	Feb-98	15,000	2,000	997	1	4	5	100.0 +0.0/-0.0	100.0 +0.0/-0.0	100.0 +0.0/-0.0	100.0 +0.0/-0.0	100.0 +0.0/-0.0	100.0 +0.0/-0.0	100.0 +0.0/-0.0							
									100.0 +0.0/-0.0	99.9 +0.0/-0.1	99.8 +0.1/-0.1	99.4 +0.1/-0.2	99.1 +0.2/-0.2	99.7 +0.3/-0.4	97.9 +0.7/-0.8	68.8 +1.6/-1.6	17.9 +2.4/-2.3	17.9 at 111 mo	68.8 +1.6/-1.6	92.3 +0.7/-0.8	99.9 +0.0/-0.1	

continued

Device Survival Summary continued

Family	Model Number	US Market Release	Registered US Implants	Estimated Active US Implants	Normal Battery Depletions (US)	Malfunctions (US)		Device Survival Probability (%)											
						Therapy Function Compromised	Therapy Function Not Compromised	Years After Implant											
						32 + 3 = 35	Total	1 yr	2 yr	3 yr	4 yr	5 yr	6 yr	7 yr	8 yr	10 yr	12 yr	14 yr	16 yr
Kappa 600 DR	KDR601, KDR603, KDR606	Jan-99	24,000	1,000	3,003	32 + 3 = 35	Total	100.0 +0.0/-0.0	100.0 +0.0/-0.0	100.0 +0.0/-0.0	99.9 +0.0/-0.1	99.9 +0.0/-0.1	99.9 +0.0/-0.1	99.8 +0.1/-0.1	99.7 +0.1/-0.1	99.7 +0.1/-0.1 at 107 mo			
	Advisories: See page 141 – 2002 Potential Fractured Power Supply Wires; See also page 137 – 2009 Potential Separation of Interconnect Wires					(30) + (0) = (30) (advisory-related subset)	Excluding Normal Battery Depletion	99.9 +0.0/-0.1	99.9 +0.1/-0.1	99.9 +0.2/-0.2	98.8 +0.3/-0.3	96.8 +0.3/-0.3	87.9 +0.6/-0.6	57.8 +1.1/-1.1	4.0 +1.2/-1.0 at 107 mo				
Kappa 600 DR	KDR651, KDR653	Mar-01	14,000	3,000	1,073	27 + 2 = 29	Total	100.0 +0.0/-0.0	100.0 +0.0/-0.0	100.0 +0.0/-0.1	100.0 +0.0/-0.1	99.9 +0.0/-0.1	99.7 +0.1/-0.2	98.9 +0.5/-1.1 at 95 mo					
	Advisories: See page 141 – 2002 Potential Fractured Power Supply Wires; See also page 137 – 2009 Potential Separation of Interconnect Wires					(17) + (0) = (17) (advisory-related subset)	Excluding Normal Battery Depletion	99.9 +0.0/-0.1	99.8 +0.1/-0.1	98.2 +0.3/-0.3	94.9 +0.5/-0.5	80.5 +1.0/-1.0	18.3 +3.6/-3.3 at 95 mo						
Kappa 700 D	KD701, KD703, KD706	Jan-99	300	100	15	0 + 0 = 0	Total	100.0 +0.0/-0.0	100.0 +0.0/-0.0	100.0 +0.0/-0.0	100.0 +0.0/-0.0	100.0 +0.0/-0.0	100.0 +0.0/-0.0	100.0 +0.0/-0.0	100.0 +0.0/-0.0 at 87 mo				
	Advisories: See page 141 – 2002 Potential Fractured Power Supply Wires; See also page 137 – 2009 Potential Separation of Interconnect Wires					(0) + (0) = (0) (advisory-related subset)	Excluding Normal Battery Depletion	100.0 +0.0/-0.0	99.0 +0.8/-3.1	97.8 +1.4/-3.5	95.3 +2.3/-4.5	93.9 +2.8/-5.0	93.9 +2.8/-5.0 at 87 mo						
Kappa 700 DR	KDR701, KDR703, KDR706	Feb-99	192,000	42,000	17,161	394 + 28 = 422	Total	100.0 +0.0/-0.0	100.0 +0.0/-0.0	99.9 +0.0/-0.0	99.9 +0.0/-0.0	99.8 +0.0/-0.0	99.7 +0.0/-0.0	99.4 +0.1/-0.1	99.3 +0.1/-0.1 at 104 mo				
	Advisories: See page 141 – 2002 Potential Fractured Power Supply Wires; See also page 137 – 2009 Potential Separation of Interconnect Wires					(311) + (0) = (311) (advisory-related subset)	Excluding Normal Battery Depletion	99.9 +0.0/-0.0	99.6 +0.0/-0.0	99.2 +0.0/-0.0	98.1 +0.1/-0.1	84.1 +0.3/-0.3	6.8 +0.6/-0.5 at 104 mo						
Kappa 700 DR	KDR721	Feb-99	10,000	20	1,280	4 + 1 = 5	Total	100.0 +0.0/-0.1	100.0 +0.0/-0.1	100.0 +0.0/-0.1	99.9 +0.0/-0.1	99.9 +0.0/-0.1	99.9 +0.0/-0.1	99.9 +0.0/-0.1	99.9 +0.0/-0.1 at 86 mo				
	Advisories: See page 141 – 2002 Potential Fractured Power Supply Wires; See also page 137 – 2009 Potential Separation of Interconnect Wires					(4) + (0) = (4) (advisory-related subset)	Excluding Normal Battery Depletion	99.9 +0.0/-0.1	98.8 +0.2/-0.3	96.7 +0.4/-0.5	91.1 +0.7/-0.8	22.9 +2.0/-1.9 at 86 mo							
Kappa 700 SR	KSR701, KSR703, KSR706	Feb-99	55,000	11,000	2,895	19 + 3 = 22	Total	100.0 +0.0/-0.0	100.0 +0.0/-0.0	100.0 +0.0/-0.0	100.0 +0.0/-0.0	100.0 +0.0/-0.0	99.9 +0.1/-0.1	99.8 +0.1/-0.1	99.8 +0.1/-0.1 at 110 mo				
	Advisories: See page 141 – 2002 Potential Fractured Power Supply Wires; See also page 137 – 2009 Potential Separation of Interconnect Wires					(4) + (0) = (4) (advisory-related subset)	Excluding Normal Battery Depletion	99.9 +0.0/-0.0	99.5 +0.1/-0.1	98.7 +0.1/-0.1	97.3 +0.2/-0.2	84.5 +0.6/-0.6	15.7 +1.9/-1.8 at 110 mo						
Kappa 700 VDD	KVDD701	Jan-99	2,000	100	161	4 + 0 = 4	Total	99.9 +0.1/-0.4	99.9 +0.1/-0.4	99.9 +0.1/-0.5	99.8 +0.1/-0.5	99.6 +0.2/-0.7	99.6 +0.2/-0.7	99.6 +0.2/-0.7 at 93 mo					
	Advisories: See page 141 – 2002 Potential Fractured Power Supply Wires; See also page 137 – 2009 Potential Separation of Interconnect Wires					(4) + (0) = (4) (advisory-related subset)	Excluding Normal Battery Depletion	99.7 +0.2/-0.4	99.7 +0.2/-0.4	98.9 +0.5/-0.8	98.5 +0.6/-0.9	70.0 +3.3/-3.7	43.6 +4.8/-5.0 at 93 mo						

continued

Device Survival Summary continued

		Malfunctions		Device Survival Probability (%)															
Family	Model Number	US Market Release	Registered US Implants	Estimated Active US Implants	Normal Battery Depletions	Malfunctions		Years After Implant											
						Therapy Function Compromised	Therapy Function Not Compromised	1 yr	2 yr	3 yr	4 yr	5 yr	6 yr	7 yr	8 yr	10 yr	12 yr	14 yr	16 yr
Kappa 800 DR	KDR801, KDR803	Jan-02	4,000	2,000	67	3	0	3	100.0 +0.0/-0.0	100.0 +0.0/-0.0	100.0 +0.0/-0.0	100.0 +0.0/-0.0	100.0 +0.0/-0.0	99.9 +0.0/-0.3	99.6 +0.3/-0.9 at 81 mo				
Kappa 900 DR	KDR901, KDR903, KDR906	Jan-02	125,000	65,000	1,765	39	13	52	100.0 +0.0/-0.0	100.0 +0.0/-0.0	100.0 +0.0/-0.0	100.0 +0.0/-0.0	100.0 +0.0/-0.0	99.8 +0.1/-0.2	99.8 +0.1/-0.2	99.8 +0.1/-0.2	99.8 +0.1/-0.2	99.8 +0.1/-0.2	99.8 +0.1/-0.2
Kappa 900 SR	KSR901, KSR903, KSR906	Jan-02	37,000	16,000	402	5	8	13	100.0 +0.0/-0.0	100.0 +0.0/-0.0	100.0 +0.0/-0.0	100.0 +0.0/-0.0	99.9 +0.0/-0.1	99.9 +0.1/-0.2	99.9 +0.1/-0.2	99.9 +0.1/-0.2	99.9 +0.1/-0.2	99.9 +0.1/-0.2	99.9 +0.1/-0.2
Kappa 900 VDD	KVDD901	Jan-02	1,000	200	27	0	0	0	100.0 +0.0/-0.0	100.0 +0.0/-0.0	100.0 +0.0/-0.0	100.0 +0.0/-0.0	100.0 +0.0/-0.0	100.0 +0.0/-0.0	100.0 +0.0/-0.0	100.0 +0.0/-0.0	100.0 +0.0/-0.0	100.0 +0.0/-0.0	100.0 +0.0/-0.0
Kappa 920 DR	KDR921	Jan-02	16,000	4,000	1,384	3	0	3	100.0 +0.0/-0.0	100.0 +0.0/-0.0	100.0 +0.0/-0.0	100.0 +0.0/-0.0	99.9 +0.0/-0.1	99.9 +0.0/-0.1	99.9 +0.0/-0.1	99.9 +0.0/-0.1	99.9 +0.0/-0.1	99.9 +0.0/-0.1	99.9 +0.0/-0.1
Legend	8416, 8417, 8417M, 8418, 8419	Aug-89	57,000	1,000	2,928	—	—	142	99.9 +0.0/-0.0	99.9 +0.0/-0.0	99.9 +0.0/-0.0	99.9 +0.0/-0.0	99.9 +0.0/-0.0	99.9 +0.0/-0.0	99.9 +0.0/-0.0	99.9 +0.0/-0.0	99.9 +0.0/-0.0	99.9 +0.0/-0.0	99.9 +0.0/-0.0
Legend II	8424, 8426, 8427	Nov-91	58,000	3,000	2,301	—	—	34	100.0 +0.0/-0.0	100.0 +0.0/-0.0	100.0 +0.0/-0.0	100.0 +0.0/-0.0	99.9 +0.0/-0.0	99.9 +0.0/-0.0	99.9 +0.0/-0.0	99.9 +0.0/-0.0	99.9 +0.0/-0.0	99.9 +0.0/-0.0	99.9 +0.0/-0.0

continued



Device Survival Summary continued

Family	Model Number	US Market Release	Registered US Implants	Estimated Active US Implants	Normal Battery Depletions	Malfunctions		Device Survival Probability (%)													
						Therapy Function Compromised	Therapy Function Not Compromised	Years After Implant													
								1 yr	2 yr	3 yr	4 yr	5 yr	6 yr	7 yr	8 yr	10 yr	12 yr	14 yr	16 yr		
Sensia DR	SEDR01, SED01	Jul-06	53,000	46,000	2	2 + 3 = 5	Total	Excluding Normal Battery Depletion	100.0 +0.0/-0.0	100.0 +0.0/-0.0	100.0 +0.0/-0.0 at 32 mo	100.0 +0.0/-0.0	100.0 +0.0/-0.0	100.0 +0.0/-0.0	100.0 +0.0/-0.0	100.0 +0.0/-0.0	100.0 +0.0/-0.0	100.0 +0.0/-0.0	100.0 +0.0/-0.0	100.0 +0.0/-0.0	100.0 +0.0/-0.0
								Including Normal Battery Depletion	100.0 +0.0/-0.0	100.0 +0.0/-0.0	99.8 +0.1/-0.2 at 32 mo	99.6 +0.3/-1.3	98.7 +0.8/-2.3	98.7 +0.8/-2.3	96.3 +1.9/-3.9	94.6 +2.6/-4.9 at 90 mo	99.6 +0.1/-0.2 at 113 mo	99.6 +0.1/-0.2 at 113 mo	82.6 +2.9/-3.5 at 113 mo	99.8 +0.1/-0.1 at 112 mo	99.5 +0.1/-0.1 at 115 mo
Sensia SR	SESR01, SES01	Jul-06	33,000	27,000	2	0 + 1 = 1	1	Excluding Normal Battery Depletion	100.0 +0.0/-0.0	100.0 +0.0/-0.0	100.0 +0.0/-0.0 at 32 mo	100.0 +0.0/-0.0	100.0 +0.0/-0.0	100.0 +0.0/-0.0	100.0 +0.0/-0.0	100.0 +0.0/-0.0	100.0 +0.0/-0.0	100.0 +0.0/-0.0	100.0 +0.0/-0.0	100.0 +0.0/-0.0	100.0 +0.0/-0.0
								Including Normal Battery Depletion	100.0 +0.0/-0.0	100.0 +0.0/-0.0	99.9 +0.0/-0.1 at 32 mo	99.9 +0.0/-0.1	99.9 +0.0/-0.1	99.9 +0.0/-0.1	99.9 +0.0/-0.1	99.9 +0.0/-0.1	99.9 +0.0/-0.1	99.9 +0.0/-0.1	99.9 +0.0/-0.1	99.9 +0.0/-0.1	99.9 +0.0/-0.1
Sigma 100 S	SS103, SS106	Aug-99	1,000	100	12	0 + 0 = 0	0	Excluding Normal Battery Depletion	100.0 +0.0/-0.0	100.0 +0.0/-0.0	100.0 +0.0/-0.0	100.0 +0.0/-0.0	100.0 +0.0/-0.0	100.0 +0.0/-0.0	100.0 +0.0/-0.0	100.0 +0.0/-0.0	100.0 +0.0/-0.0	100.0 +0.0/-0.0	100.0 +0.0/-0.0	100.0 +0.0/-0.0	100.0 +0.0/-0.0
								Including Normal Battery Depletion	100.0 +0.0/-0.0	100.0 +0.0/-0.0	99.6 +0.3/-1.3	99.6 +0.3/-1.3	98.7 +0.8/-2.3	98.7 +0.8/-2.3	96.3 +1.9/-3.9	94.6 +2.6/-4.9 at 90 mo	99.6 +0.1/-0.2 at 113 mo	99.6 +0.1/-0.2 at 113 mo	82.6 +2.9/-3.5 at 113 mo	99.8 +0.1/-0.1 at 112 mo	99.5 +0.1/-0.1 at 115 mo
Sigma 200 DR	SDR203	Aug-99	16,000	6,000	167	19 + 1 = 20	20	Excluding Normal Battery Depletion	100.0 +0.0/-0.0	100.0 +0.0/-0.0	100.0 +0.0/-0.0	100.0 +0.0/-0.0	100.0 +0.0/-0.0	100.0 +0.0/-0.0	100.0 +0.0/-0.0	100.0 +0.0/-0.0	100.0 +0.0/-0.0	100.0 +0.0/-0.0	100.0 +0.0/-0.0	100.0 +0.0/-0.0	100.0 +0.0/-0.0
								Including Normal Battery Depletion	100.0 +0.0/-0.0	100.0 +0.0/-0.0	99.9 +0.0/-0.1	99.8 +0.1/-0.1	99.5 +0.1/-0.2	99.0 +0.2/-0.2	97.3 +0.4/-0.5	93.6 +0.7/-0.8	99.6 +0.1/-0.2 at 113 mo	99.6 +0.1/-0.2 at 113 mo	82.6 +2.9/-3.5 at 113 mo	99.8 +0.1/-0.1 at 112 mo	99.5 +0.1/-0.1 at 115 mo
Sigma 200 SR	SSR203	Sep-99	12,000	3,000	90	9 + 0 = 9	9	Excluding Normal Battery Depletion	100.0 +0.0/-0.0	100.0 +0.0/-0.0	100.0 +0.0/-0.0	100.0 +0.0/-0.0	100.0 +0.0/-0.0	100.0 +0.0/-0.0	100.0 +0.0/-0.0	100.0 +0.0/-0.0	100.0 +0.0/-0.0	100.0 +0.0/-0.0	100.0 +0.0/-0.0	100.0 +0.0/-0.0	100.0 +0.0/-0.0
								Including Normal Battery Depletion	100.0 +0.0/-0.0	100.0 +0.0/-0.0	99.9 +0.1/-0.1	99.7 +0.1/-0.2	99.2 +0.2/-0.3	98.6 +0.3/-0.4	96.9 +0.5/-0.6	95.0 +0.8/-0.9	99.8 +0.1/-0.2 at 112 mo	99.8 +0.1/-0.2 at 112 mo	88.8 +1.9/-2.2 at 112 mo	99.8 +0.1/-0.1 at 115 mo	99.5 +0.1/-0.1 at 115 mo
Sigma 300 DR	SDR303, SDR306	Aug-99	107,000	50,000	582	130 + 15 = 145	145	Excluding Normal Battery Depletion	100.0 +0.0/-0.0	100.0 +0.0/-0.0	100.0 +0.0/-0.0	100.0 +0.0/-0.0	100.0 +0.0/-0.0	100.0 +0.0/-0.0	100.0 +0.0/-0.0	100.0 +0.0/-0.0	100.0 +0.0/-0.0	100.0 +0.0/-0.0	100.0 +0.0/-0.0	100.0 +0.0/-0.0	100.0 +0.0/-0.0
								Including Normal Battery Depletion	100.0 +0.0/-0.0	100.0 +0.0/-0.0	99.9 +0.0/-0.0	99.7 +0.0/-0.0	99.4 +0.1/-0.1	98.9 +0.1/-0.1	97.8 +0.2/-0.2	95.3 +0.3/-0.3	99.6 +0.1/-0.1 at 115 mo	99.6 +0.1/-0.1 at 115 mo	83.1 +2.1/-2.4 at 115 mo	99.8 +0.1/-0.1 at 113 mo	99.5 +0.1/-0.1 at 115 mo
Sigma 300 SR	SSR303, SSR306	Sep-99	54,000	19,000	280	21 + 3 = 24	24	Excluding Normal Battery Depletion	100.0 +0.0/-0.0	100.0 +0.0/-0.0	100.0 +0.0/-0.0	100.0 +0.0/-0.0	100.0 +0.0/-0.0	100.0 +0.0/-0.0	100.0 +0.0/-0.0	100.0 +0.0/-0.0	100.0 +0.0/-0.0	100.0 +0.0/-0.0	100.0 +0.0/-0.0	100.0 +0.0/-0.0	100.0 +0.0/-0.0
								Including Normal Battery Depletion	100.0 +0.0/-0.0	100.0 +0.0/-0.0	99.9 +0.0/-0.0	99.8 +0.0/-0.0	99.4 +0.1/-0.1	98.9 +0.1/-0.1	97.8 +0.2/-0.2	95.3 +0.3/-0.3	99.6 +0.1/-0.1 at 115 mo	99.6 +0.1/-0.1 at 115 mo	83.1 +2.1/-2.4 at 115 mo	99.8 +0.1/-0.1 at 113 mo	99.5 +0.1/-0.1 at 115 mo
Sigma 300 VDD	SVDD303	Sep-99	1,000	200	10	0 + 0 = 0	0	Excluding Normal Battery Depletion	100.0 +0.0/-0.0	100.0 +0.0/-0.0	100.0 +0.0/-0.0	100.0 +0.0/-0.0	100.0 +0.0/-0.0	100.0 +0.0/-0.0	100.0 +0.0/-0.0	100.0 +0.0/-0.0	100.0 +0.0/-0.0	100.0 +0.0/-0.0	100.0 +0.0/-0.0	100.0 +0.0/-0.0	100.0 +0.0/-0.0
								Including Normal Battery Depletion	100.0 +0.0/-0.0	100.0 +0.0/-0.0	99.9 +0.0/-0.0	99.8 +0.0/-0.0	99.4 +0.1/-0.1	98.9 +0.1/-0.1	97.8 +0.2/-0.2	95.3 +0.3/-0.3	99.6 +0.1/-0.1 at 115 mo	99.6 +0.1/-0.1 at 115 mo	83.1 +2.1/-2.4 at 115 mo	99.8 +0.1/-0.1 at 113 mo	99.5 +0.1/-0.1 at 115 mo

continued



## Reference Chart

The longevity estimates provided are mean values calculated for the parameters given. The longevity estimates shown here assume a lower rate of 60 ppm, 100% pacing, and pulse width of 0.4 ms unless noted otherwise. The actual longevity achieved for any device while implanted will depend on the actual programmed parameters and patient factors, and may differ significantly from these estimates. **The elective replacement time is indicated via telemetry indication, and rate and mode change to 65 ppm and VVI respectively (VOO/65 with magnet), unless noted otherwise.**

Family	Model Number	Amplitude Setting	Estimated Longevity		Elective Replacement Indicators
			500 Lead $\Omega$	1000 Lead $\Omega$	
Adapta DR	ADDR01, ADDR03, ADDR06, ADD01	Low 2.5 V (A, RV)	7.4	8.2	**
		Nominal 3.5 V (A, RV)	6.0	7.3	
		High 5.0 V (A, RV)	4.5	6.0	
Adapta DR	ADDRS1	Low 2.5 V (A, RV)	5.5	6.1	**
		Nominal 3.5 V (A, RV)	4.3	5.4	
		High 5.0 V (A, RV)	3.2	4.4	
Adapta DR	ADDRL1	Low 2.5 V (A, RV)	9.1	10.1	**
		Nominal 3.5 V (A, RV)	7.4	9.0	
		High 5.0 V (A, RV)	5.4	7.3	
Adapta SR	ADSR01, ADSR03, ADSR06	Low 2.5 V (RV)	7.3	7.8	**
		Nominal 3.5 V (RV)	6.4	7.4	
		High 5.0 V (RV)	5.0	6.2	
Adapta VDD	ADVDD01	Low 2.5 V (RV)	6.2	6.5	**
		Nominal 3.5 V (RV)	5.5	6.2	
		High 5.0 V (RV)	4.4	5.4	
AT500	AT501, 7253	Low 2.0 V (A, RV)	7.7	8.3	Telemetry indication. Pacing mode and rate (magnet and non-magnet) as programmed.
		Nominal 3.0 V (A, RV)	5.8	7.0	
		High 5.0 V (A, RV)	3.7	5.2	
EnPulse DR	E1DR01, E1DR03, E1DR06	Low 2.5 V (A, RV)	7.5	8.5	**
		Nominal 3.5 V (A, RV)	6.2	7.6	
		High 5.0 V (A, RV)	4.4	5.9	
EnPulse DR	E1DR21	Low 2.5 V (A, RV)	5.4	6.0	**
		Nominal 3.5 V (A, RV)	4.3	5.4	
		High 5.0 V (A, RV)	3.0	4.2	
EnPulse 2 DR	E2DR01, E2DR03, E2DR06	Low 2.5 V (A, RV)	7.5	8.5	**
		Nominal 3.5 V (A, RV)	6.2	7.6	
		High 5.0 V (A, RV)	4.4	5.9	
EnPulse 2 DR	E2DR21	Low 2.5 V (A, RV)	5.4	6.0	**
		Nominal 3.5 V (A, RV)	4.3	5.4	
		High 5.0 V (A, RV)	3.0	4.2	
EnPulse 2 DR	E2DR31, E2DR33	Low 2.5 V (A, RV)	9.0	10.1	**
		Nominal 3.5 V (A, RV)	7.4	9.1	
		High 5.0 V (A, RV)	5.2	7.1	
EnPulse 2 SR	E2SR01, E2SR03, E2SR06	Low 2.5 V (A, RV)	7.2	7.7	**
		Nominal 3.5 V (A, RV)	6.3	7.3	
		High 5.0 V (A, RV)	4.8	6.1	
EnPulse 2 VDD	E2VDD01	Low 2.5 V (RV)	6.1	6.5	**
		Nominal 3.5 V (RV)	5.5	6.2	
		High 5.0 V (RV)	4.3	5.4	
EnRhythm DR	P1501DR	Low 2.5 V (A, RV)	10.6	12.3	**
		Nominal 3.5 V (A, RV)	8.0	10.3	
		High 5.0 V (A, RV)	5.4	7.8	
Kappa 400 DR	KDR401, KDR403	Low 2.5 V (A, RV)	7.8	8.5	**
		Nominal 3.5 V (A, RV)	6.4	7.5	
		High 5.0 V (A, RV)	5.1	6.5	
Kappa 400 SR	KSR401, KSR403	Low 2.5 V (RV)	7.9	8.4	**
		Nominal 3.5 V (RV)	6.9	7.7	
		High 5.0 V (RV)	5.8	7.0	
Kappa 600 DR	KDR601, KDR603, KDR606	Low 2.5 V (A, RV)	7.7	8.6	**
		Nominal 3.5 V (A, RV)	6.3	7.7	
		High 5.0 V (A, RV)	4.4	6.0	
Kappa 600 DR	KDR651, KDR653	Low 2.5 V (A, RV)	7.7	8.6	**
		Nominal 3.5 V (A, RV)	6.3	7.7	
		High 5.0 V (A, RV)	4.4	6.0	

\*\*Telemetry indication. Rate and mode change to 65 ppm and VVI respectively (VOO/65 with magnet).

continued

Reference Chart continued

Family	Model Number	Amplitude Setting	Estimated Longevity		Elective Replacement Indicators
			500 Lead $\Omega$	1000 Lead $\Omega$	
Kappa 700 D	KDR701, KD703, KD706	Low 2.5 V (A, RV)	7.7	8.6	**
		Nominal 3.5 V (A, RV)	6.3	7.7	
		High 5.0 V (A, RV)	4.4	6.0	
Kappa 700 DR	KDR701, KDR703, KDR706	Low 2.5 V (A, RV)	7.7	8.6	**
		Nominal 3.5 V (A, RV)	6.3	7.7	
		High 5.0 V (A, RV)	4.4	6.0	
Kappa 700 DR	KDR721	Low 2.5 V (A, RV)	5.5	6.1	**
		Nominal 3.5 V (A, RV)	4.4	5.5	
		High 5.0 V (A, RV)	3.0	4.2	
Kappa 700 SR	KSR701, KSR703, KSR706	Low 2.5 V (RV)	7.4	7.9	**
		Nominal 3.5 V (RV)	6.5	7.5	
		High 5.0 V (RV)	4.9	6.2	
Kappa 700 VDD	KVDD701	Low 2.5 V (RV)	6.2	6.6	**
		Nominal 3.5 V (RV)	5.6	6.3	
		High 5.0 V (RV)	4.4	5.3	
Kappa 800 DR	KDR801, KDR803	Low 2.5 V (A, RV)	7.7	8.6	**
		Nominal 3.5 V (A, RV)	6.3	7.7	
		High 5.0 V (A, RV)	4.4	6.0	
Kappa 900 DR	KDR901, KDR903, KDR906	Low 2.5 V (A, RV)	7.7	8.6	**
		Nominal 3.5 V (A, RV)	6.3	7.7	
		High 5.0 V (A, RV)	4.4	6.0	
Kappa 920 DR	KDR921	Low 2.5 V (A, RV)	5.5	6.1	**
		Nominal 3.5 V (A, RV)	4.4	5.5	
		High 5.0 V (A, RV)	3.0	4.3	
Kappa 900 SR	KSR901, KSR903, KSR906	Low 2.5 V (RV)	7.3	7.9	**
		Nominal 3.5 V (RV)	6.4	7.4	
		High 5.0 V (RV)	4.9	6.1	
Kappa 900 VDD	KVDD901	Low 2.5 V (RV)	6.2	6.6	**
		Nominal 3.5 V (RV)	5.6	6.3	
		High 5.0 V (RV)	4.4	5.4	
Legend	8416, 8417, 8417M, 8418, 8419	Low 2.5 V (RV)	15.6	17.7	If programmed to non-rate responsive mode (e.g., VVI), rate decrease of 10% from programmed rate. Telemetry indication. If programmed to rate responsive mode (e.g., VVIR), rate change to 65 ppm and mode change to VVI. Telemetry indication.
		Nominal 3.3 V (RV)	11.3	14.5	
		High 5.0 V (RV)	9.0	12.5	
Legend II	8424, 8426, 8427	Low 2.5 V, 0.36 ms (RV)	12.9	14.5	If programmed to non-rate responsive mode (e.g., VVI), rate decrease of 10% from programmed rate. Telemetry indication. If programmed to rate responsive mode (e.g., VVIR), rate change to 65 ppm and mode change to VVI. Telemetry indication.
		Nominal 3.3 V, 0.36 ms (RV)	9.4	11.8	
		High 5.0 V, 0.36 ms (RV)	7.8	10.5	
Minix	8340, 8341, 8341M, 8342	Low 2.5 V (RV)	14.9	17.3	Telemetry indication. Rate decrease of 10% from programmed rate.
		Nominal 3.3 V (RV)	10.2	13.6	
		High 5.0 V (RV)	7.9	11.3	
Minix ST	8330, 8331, 8331M	Low 2.5 V (RV)	14.9	17.3	Telemetry indication. Rate decrease of 10% from programmed rate.
		Nominal 5.0 V (RV)	7.9	11.4	
		High 8.0 V (RV)	4.0	7.0	
Minuet	7107, 7108	Low 2.5 V, 0.36 ms (A, RV)	12.5	15.6	**
		Nominal 4.0 V, 0.36 ms (A, RV)	7.7	10.9	
		High 5.0 V, 0.36 ms (A, RV)	4.7	7.6	
Preva DR	7088, 7089	Low 2.5 V (A, RV)	9.9	11.3	**
		Nominal 3.5 V (A, RV)	7.4	9.4	
		High 5.0 V (A, RV)	5.4	7.5	
Preva SR	8088, 8089	Low 2.5 V (RV)	9.8	10.7	**
		Nominal 3.5 V (RV)	8.0	9.5	
		High 5.0 V (RV)	6.4	8.1	
Prevail S	8085, 8086	Low 2.5 V, 0.42 ms (RV)	16.4	19.4	Telemetry indication. Rate decrease of 10% from programmed rate.
		Nominal 3.3 V, 0.42 ms (RV)	10.8	14.4	
		High 5.0 V, 0.42 ms (RV)	8.6	12.4	

\*\*Telemetry indication. Rate and mode change to 65 ppm and VVI respectively (VOO/65 with magnet).

continued





Reference Chart continued

Family	Model Number	Amplitude Setting	Estimated Longevity		Elective Replacement Indicators
			500 Lead $\Omega$	1000 Lead $\Omega$	
Prodigy DR	7860, 7861, 7862	Low 2.5 V (A, RV)	9.9	11.3	**
		Nominal 3.5 V (A, RV)	7.4	9.4	
		High 5.0 V (A, RV)	5.4	7.5	
Prodigy SR	8158, 8160, 8161, 8162	Low 2.5 V (RV)	9.8	10.7	**
		Nominal 3.5 V (RV)	8.0	9.5	
		High 5.0 V (RV)	6.4	8.1	
Sensia DR	SEDR01, SED01	Low 2.5 V (A, RV)	7.5	8.3	**
		Nominal 3.5 V (A, RV)	6.1	7.4	
		High 5.0 V (A, RV)	4.5	6.0	
Sensia DR	SEDRL1	Low 2.5 V (A, RV)	9.1	10.1	**
		Nominal 3.5 V (A, RV)	7.4	9.0	
		High 5.0 V (A, RV)	5.4	7.3	
Sensia SR	SESR01, SES01	Low 2.5 V (RV)	7.3	7.8	**
		Nominal 3.5 V (RV)	6.4	7.4	
		High 5.0 V (RV)	5.0	6.2	
Sigma 100 S	SS103, SS106	Low 2.5 V (RV)	10.1	11.1	**
		Nominal 3.5 V (RV)	8.2	9.8	
		High 5.0 V (RV)	6.4	8.4	
Sigma 200 DR	SDR203	Low 2.5 V (A, RV)	10.1	11.7	**
		Nominal 3.5 V (A, RV)	7.5	9.6	
		High 5.0 V (A, RV)	5.5	7.8	
Sigma 200 SR	SSR203	Low 2.5 V (RV)	10.1	11.1	**
		Nominal 3.5 V (RV)	8.2	9.8	
		High 5.0 V (RV)	6.4	8.4	
Sigma 300 DR	SDR303, SDR306	Low 2.5 V (A, RV)	10.1	11.7	**
		Nominal 3.5 V (A, RV)	7.5	9.6	
		High 5.0 V (A, RV)	5.5	7.8	
Sigma 300 SR	SSR303, SSR306	Low 2.5 V (RV)	10.1	11.1	**
		Nominal 3.5 V (RV)	8.2	9.8	
		High 5.0 V (RV)	6.4	8.4	
Sigma 300 VDD	SVDD303	Low 2.5 V (RV)	8.9	9.7	**
		Nominal 3.5 V (RV)	7.3	8.6	
		High 5.0 V (RV)	5.8	7.4	
Thera-i DR	7960i, 7961i, 7962i	Low 2.5 V (A, RV)	9.9	11.3	**
		Nominal 3.5 V (A, RV)	7.4	9.4	
		High 5.0 V (A, RV)	5.4	7.5	
Thera-i SR	8960i, 8961i, 8962i	Low 2.5 V (RV)	9.8	10.7	**
		Nominal 3.5 V (RV)	8.0	9.5	
		High 5.0 V (RV)	6.4	8.1	
Thera-i VDD	8968i	Low 2.5 V (RV)	11.5	12.4	**
		Nominal 3.5 V (RV)	9.6	11.1	
		High 5.0 V (RV)	7.7	9.7	
Versa DR	VEDR01	Low 2.5 V (A, RV)	7.5	8.3	**
		Nominal 3.5 V (A, RV)	6.1	7.4	
		High 5.0 V (A, RV)	4.5	6.0	

\*\*Telemetry indication. Rate and mode change to 65 ppm and VVI respectively (VOO/65 with magnet).

# Method for Estimating Lead Performance

Medtronic CRDM has tracked lead survival for over 26 years with its multicenter, global chronic lead studies.

## Leads Performance Analysis

Implanted leads operate in the challenging biochemical environment of the human body and the body's response to foreign objects. Implanted leads are also subject to mechanical stresses associated with heart motion, body motion, and patient anatomy.

In this environment, pacemaker and defibrillation leads cannot be expected to last forever. While IPGs and ICDs have a battery that will deplete after a predictable length of time, a lead's longevity cannot be predicted, nor are there simple indicators that a lead is approaching the end of its service life. Therefore, regular monitoring while implanted, and evaluation of lead integrity upon IPG or ICD replacement, is necessary to determine if a lead may be approaching the end of its service life.

## Returned Product Analysis Shortfalls

All leads and lead segments returned to Medtronic are analyzed to determine whether or not they meet performance limits established by Medtronic. Although returned product analyses are valuable for gaining insight into lead failure mechanisms, this data cannot be used by itself for determining the survival probability of leads because only a small fraction of leads are explanted and returned for analysis. Additionally, those leads that are returned cannot be assumed to be statistically representative of the performance of the total population for a given lead model. Partial or total lead extraction can result in significant damage to a lead, making a definitive analysis of a suspected failure and its cause impossible. Thus, lead survival probabilities are more appropriately determined through a clinical surveillance study. Although returned product analysis results are presented in this report, Medtronic tracks lead survival through its System Longevity Study.

## System Longevity Study (SLS)

The SLS is a prospective, non-randomized multicenter, global study designed to monitor the performance of market-released cardiac therapy products. Medtronic has been monitoring the performance of its cardiac therapy products with a multicenter study for 26 years and has evaluated the performance of more than 75,000 leads, with data reported from 14 countries on four continents. All Medtronic market-released leads and all market-released IPG, ICD, and CRT devices are eligible to be included in this study.

The primary purpose of the SLS is to evaluate and publish the long-term reliability and performance of Medtronic market-released cardiac therapy products by analyzing product survival probabilities. Product-related adverse events, indicating the status of the product, are collected to measure survival probabilities. The data gathered in this study may also be used to support the design and development of investigational plans for new cardiac therapy products. The SLS is designed to continue indefinitely, encompassing new products as they become commercially available.

Eligible products for study enrollment include all Medtronic market-released cardiac therapy products. Medtronic may limit overall enrollment of any product when the number of enrollments provides an adequate number to effectively assess product survivability. Medtronic reserves the right to close enrollment of a product at a site level in order to ensure all participating sites have an equal opportunity to enroll.

To ensure a sufficiently large and representative source of data, participating clinical centers must meet specific selection criteria. In addition, centers are selected to be representative of the range of clinical environments in which Medtronic conducts business.

Investigators enroll qualified subjects with specific Medtronic market-released cardiac therapy products and follow these subjects from their implant date until they can no longer be followed (e.g., death and lost to follow-up). Using a Clinical Investigation Plan, each center monitors and reports on the performance of specific Medtronic market-released cardiac therapy products (e.g., product-related adverse events, replacements and abandonments) and subject status (e.g., subject death and subject withdrawal from the study). Subjects will be followed by their respective center in accordance with the center's established practices for routine follow-up.

Patients are eligible for enrollment in the study if:

1. They are within 6 months post-implant of a Medtronic market-released lead connected to a market-released CRT, ICD, or IPG device, and the lead is used for a pacing, sensing, or defibrillation application, or
2. They participated in a qualifying study of a market-released Medtronic cardiac therapy product; complete implant and follow-up data are available; and the data is appropriately and legally released for use in the study.

continued

## The Standard Actuarial Method is used to determine estimates of lead survival.

The SLS protocol requires regular follow-up reporting on all leads actively followed in the study. The follow-up schedule for this study is based on utilizing routine, scheduled office/clinic visits and unscheduled office/clinic visits prompted by symptoms or complaints. Data collected at each follow-up includes routine clinical electrical data, any system modifications, and any lead or generator adverse events.

Each study center must inform Medtronic whenever a lead complication has occurred or when a patient is no longer participating in the study. Under the study protocol, each lead is assumed to be normally active unless a lead-related complication is confirmed, the lead is abandoned or explanted, the patient is no longer available for follow-up, or more than 24 months have passed since last follow-up. The data analyses assume that the patient is still part of the study and no lead complications had occurred as of the report cutoff date unless specifically reported by the center.

Medtronic evaluates center compliance with study protocol through clinical monitoring at each study site. Additionally, study center personnel must be trained in the study procedures prior to participating, and they must adhere to the policies and procedures of their local ethics boards.

### Lead Complications

All adverse events are critically evaluated by a Medtronic technical review committee and the investigator is asked to assess the relationship of the adverse event to the presence or performance of the implanted system, generator and/or lead(s).

The SLS complication criteria are defined below. These criteria do not, however, enable a lead integrity or “hardware” failure to be conclusively differentiated from other clinical events such as an undetected lead dislodgement, exit block, or concurrent pulse generator failure manifested as a sensing or capture problem.

A lead-related complication is considered to have occurred if at least one of the following clinical observations is reported and at least one of the following clinical actions is made 30 days or more after the implant.

### Clinical Observations

- Failure to capture
- Failure to sense/undersensing
- Oversensing
- Abnormal pacing impedance (based on lead model, but normal range is typically 200-3,000 ohms)
- Abnormal defibrillation impedance (based on lead model, but normal range is typically 20-200 ohms)
- Insulation breach, observed visually, that has degraded system performance
- Conductor fracture, observed visually or radiographically
- Extracardiac stimulation
- Cardiac perforation
- Lead dislodgement

### Clinical Actions

- Lead surgically abandoned/capped
- Lead electrically abandoned/capped
- Lead explanted
- Lead replaced
- Polarity reprogrammed (i.e., bipolar to unipolar; unipolar to bipolar)
- Lead use continued based on medical judgment despite a known clinical performance issue
- Other lead-related surgery performed (e.g., lead mechanical alteration or unsuccessful repositioning)

**Note:** Successful lead repositioning is not a qualifying action.

continued

## Data Analysis Methods

The performance of leads is expressed in terms of lead survival estimates, where “survival” refers to the function of the lead, not the survival of the patient. These survival estimates are intended to illustrate the probability that a lead will survive for a given number of years without a lead-related complication.

The survival estimates are determined from the analysis of the data collected through the SLS. These data are presented graphically and numerically.

Survival times are calculated from the implant date to the earlier of the complication date, out-of-service date (for example, subject leaves the study, the lead is no longer being used, or no data has been reported within a specified time interval), or the cutoff date of the report. If a lead experiences more than one complication, the first is used to calculate survival time; although all complications associated with a lead are reported in PPR tables.

Of the several different statistical methods available for survival analysis, the Standard Actuarial Method, with suspensions assumed distributed across the intervals (Cutler-Ederer Method), is used to determine estimates of lead survival. This method is commonly used by medical researchers and clinicians.

On the following pages, each graph includes a survival curve where events include qualifying lead-related complications. This survival estimate is a good representation of the probability a lead will survive a period of time without a lead-related complication. For example, if a survival probability is 95% after 5 years of service, then the lead has a 5% chance of experiencing a lead-related complication in the first 5 years following implant.

Since the survival estimate can become very imprecise with small effective sample sizes, Medtronic truncates the survival curve when the number of leads entering an interval is less than 50 leads. When the number of leads entering an interval reaches 50, the next data point is added to the survival curve.

Although the report provides tabular data in 1-year intervals, the curves are actually computed and plotted using 3-month intervals.

The data in the tables is rounded to the nearest tenth of one percent. Occasionally, a graph may show 100% survival, but have one or more complications. This occurs because even with the complications, the data rounds to 100%.

The survival curves are statistical estimates. As performance experience accumulates, the estimation improves. Confidence intervals are provided as a way to indicate the degree of certainty of the estimates. Greenwood’s formula is used to calculate corresponding 95% confidence intervals for the standard errors, and the complementary log-log method is used to produce the confidence bounds.

continued

**Medtronic urges all physicians to return explanted products and to notify Medtronic when a product is no longer in use, regardless of reason for explant or removal from use.**

## Sample Size and How the Population and Population Samples Are Defined

The population sample from which the survival estimates are derived is comprised of the patients successfully enrolled in the SLS as of the report cutoff date. The number of enrolled implants is listed for each model.

This sample based on SLS enrollments is considered to be representative of the worldwide population, including data from 14 countries on four continents, and therefore the survival estimates shown in this report should be representative of the performance worldwide of these models.

In general, a model or model family will be included in this report when more than 100 leads have been enrolled and no fewer than 50 leads followed for at least 6 months. Models will remain in the report for at least 20 years as long as Medtronic estimates at least 500 leads remain active in the United States, based on estimated US implants.

Medtronic, at its discretion, may stop providing updated performance information on lead models that received original US market-release approval 20 or more years ago. These models may be removed from this report at that time.

## Returned Product Analysis Results

Every lead or lead portion returned to Medtronic receives an analysis. Although the returned product analysis data is not used to generate the survival estimates, the data provides valuable insight into the causes of lead malfunction.

For reporting returned product analysis results, Medtronic CRDM considers a lead as having malfunctioned whenever the analysis shows that any parameter was outside the performance limits established by Medtronic while implanted and in service. To be considered a malfunction for returned product analysis reporting, the lead must have been returned to Medtronic and analyzed.

**NEW!** With this issue of the CRDM Product Performance Report, Medtronic is expanding the number of lead analysis reporting categories from three to five. This change is being made to comply with the May 2009 AdvaMed Industry Guidance for Uniform Reporting of Clinical Performance of Cardiac Rhythm Management Pulse Generators and Leads.

The lead reporting categories are:

- **Conductor Fracture:** Conductor malfunction with complete or intermittent loss of continuity that could interrupt current flow (e.g., fractured conductors), including those associated with clavicle flex fatigue or crush damage.
- **Insulation Breach:** A malfunction of the insulation allowing inappropriate entry of body fluids or inappropriate current flow between the conductors, or between the conductor and the body. Examples include cuts, tears, depressions, abrasions, and material degradation.
- **Crimps/Welds/Bonds:** Any malfunction in a conductor or lead body associated with a point of connection.
- **Other:** Malfunctions of specific lead mechanical attributes, such as sensors, connectors, seal rings, or malfunction modes not included in the three categories above.
- **Extrinsic Factors:** Damage incurred during the implant or explant procedure, or damage due to failure to heed warnings or contraindications in the labeling. Damage due to extrinsic factors is not considered a device malfunction.

A lead subject to a safety advisory is not considered to have malfunctioned unless it has been returned to Medtronic CRDM and found, through analysis, to actually have performed outside the performance limits established by Medtronic.

For leads designed for either ventricular or atrial use, the numbers listed in the Returned Product Analysis tables include both.

The numbers of malfunctions listed in the Returned Product Analysis tables are the actual numbers confirmed in the returned product analysis from the United States. The numbers of complications listed in the complications tables are the actual numbers observed in the SLS centers around the world.

## **NEW! US Reports of Acute Lead Observations (Occurring within First Month of Service)**

In the first weeks following lead implantation, physiologic responses and lead performance can vary until long-term lead stability is attained. Acute (defined as the first month after implant) lead performance may be subject to a number of factors, including patient-specific anatomy,

continued



clinical conditions and/or varying implant conditions/ techniques. After a period of time, the implant and the lead performance stabilizes. It is for this reason that the System Longevity Study results, which are intended to measure long-term performance, do not include complications that occur within the first 30 days after implant.

With this issue of the CRDM Product Performance Report, Medtronic is including information about the clinical experience in the first month of service. The source for this information is Medtronic's complaint handling system database. The information is summarized in tables titled "US Reports of Acute Lead Observations." To be included in this summary of observations, a lead must first be successfully implanted and registered in Medtronic's Device and Registrant Tracking system.

Each Event Report received by Medtronic's complaint handling system is assigned one or more Reason for Report codes based on the information received. The Reason for Report codes have been grouped into Acute Lead Observation categories. The categories used for this product performance report are drawn from the "FDA Guidance for Submission of Research and Marketing Applications for Permanent Pacemaker Leads and for Pacemaker Lead Adapter 510(k) Submissions." The categories are:

1. Cardiac Perforation
2. Conductor Fracture
3. Lead Dislodgement
4. Failure to Capture
5. Oversensing
6. Failure to Sense
7. Insulation Breach
8. Impedance Abnormal
9. Extracardiac Stimulation
10. Unspecified

Although multiple observations are possible for any given lead, only one observation is reported per lead. The observation reported is the observation highest on the list. For example, if an Event Report includes observations for both Lead Dislodgement and Failure to Sense, Lead Dislodgement is reported.

The lead event reported to Medtronic may or may not have involved clinical action or product returned to Medtronic. The lead may have remained implanted and in service.

### **Estimated Number of Implanted and Active Leads in the United States**

In addition to providing the number of leads enrolled in the SLS, this report also provides the number of leads registered as implanted and the number remaining active based on the status recorded in the Medtronic Device and Registration Tracking system.

Some lead models do not have a survival curve presented in this report. These lead models do not have a survival curve because they have insufficient sample size in the System Longevity Study. Returned Product Analysis results for these models are included here for reference and comparison.

# Left-Heart Leads

## 2187 Attain LV

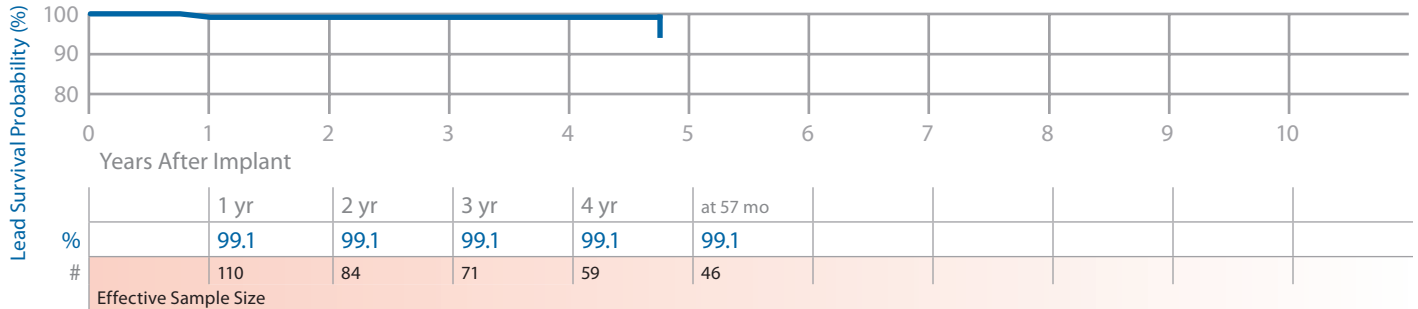
### Product Characteristics

US Market Release	Aug-01	Serial Number Prefix	LEY	<b>US Returned Product Analysis</b>	
Registered US Implants	12,000	Type and/or Fixation	Transvenous, Left Ventricular Cardiac Vein, Distal Continuous Curve	Conductor Fracture	0
Estimated Active US Implants	4,100	Polarity	Unipolar	Crimp/Weld/Bond	0
Advisories	None	Steroid	No	Insulation Breach	0
				Extrinsic	8
				Other	16

### System Longevity Study Results

### Qualifying Complications 1 Total

Number of Leads Enrolled in Study	134	Failure to Capture	1
Cumulative Months of Follow-Up	6,087		
Number of Leads Active in Study	34		



## 2188 Attain CS

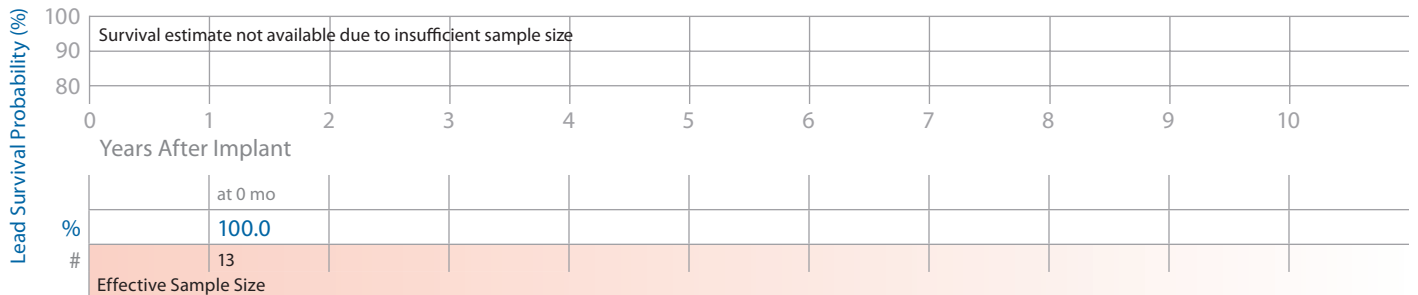
### Product Characteristics

US Market Release	Aug-01	Serial Number Prefix	LEB	<b>US Returned Product Analysis</b>	
Registered US Implants	1,800	Type and/or Fixation	Transvenous, Coronary Sinus/ Cardiac Vein, Canted	Conductor Fracture	1
Estimated Active US Implants	400	Polarity	Bipolar	Crimp/Weld/Bond	0
Advisories	None	Steroid	No	Insulation Breach	0
				Extrinsic	1
				Other	0

### System Longevity Study Results

### Qualifying Complications 1 Total

Number of Leads Enrolled in Study	15	Extra Cardiac Stimulation	1
Cumulative Months of Follow-Up	460		
Number of Leads Active in Study	0		



# Left-Heart Leads continued

## 4193 Attain OTW

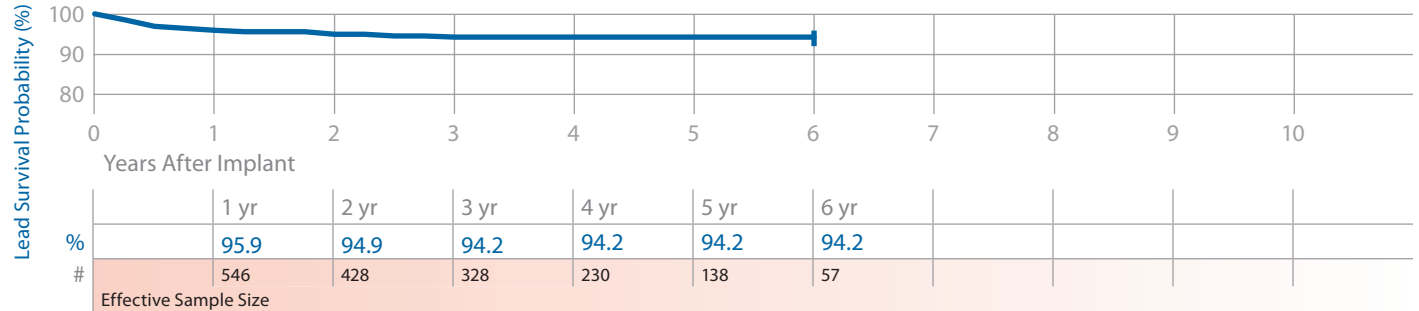
### Product Characteristics

US Market Release	May-02	Serial Number Prefix	BAA	<b>US Returned Product Analysis</b>	
Registered US Implants	99,900	Type and/or Fixation	Transvenous, Left Ventricular Cardiac Vein, Distal Double Curve	Conductor Fracture	21
Estimated Active US Implants	53,300	Polarity	Unipolar	Crimp/Weld/Bond	0
Advisories	None	Steroid	Yes	Insulation Breach	2
				Extrinsic	66
				Other	70

### System Longevity Study Results

### Qualifying Complications 36 Total

Number of Leads Enrolled in Study	675	Conductor Fracture	1	Lead Dislodgement	13
Cumulative Months of Follow-Up	25,562	Extra Cardiac Stimulation	7	Unspecified Clinical Failure	3
Number of Leads Active in Study	228	Failure to Capture	12		



Leads

## 4194 Attain OTW

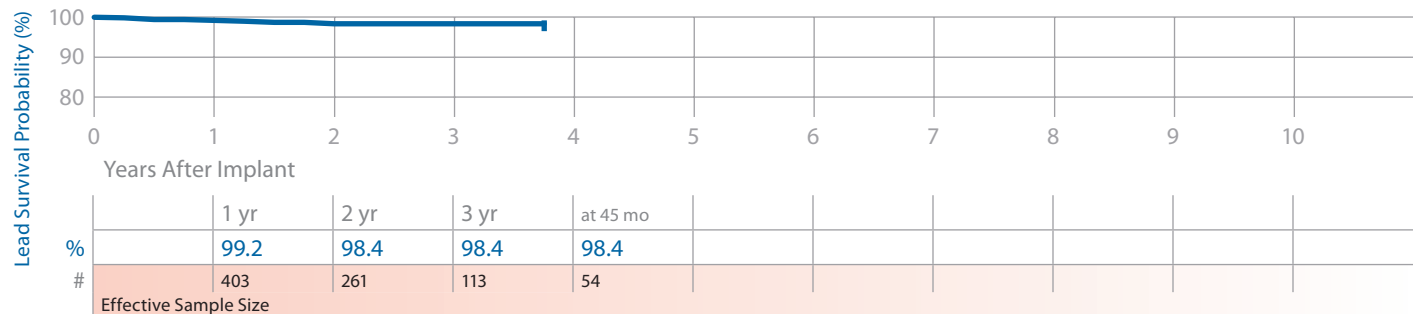
### Product Characteristics

US Market Release	Aug-04	Serial Number Prefix	LFG	<b>US Returned Product Analysis</b>	
Registered US Implants	81,900	Type and/or Fixation	Transvenous, Left Ventricular Cardiac Vein, Distal Double Curve	Conductor Fracture	1
Estimated Active US Implants	61,900	Polarity	Bipolar	Crimp/Weld/Bond	0
Advisories	None	Steroid	Yes	Insulation Breach	14
				Extrinsic	102
				Other	12

### System Longevity Study Results

### Qualifying Complications 7 Total

Number of Leads Enrolled in Study	610	Failure to Capture	1
Cumulative Months of Follow-Up	14,097	Lead Dislodgement	6
Number of Leads Active in Study	472		





# Left-Heart Leads continued

## 4195 Attain StarFix

### Product Characteristics

US Market Release	Aug-08	Serial Number Prefix	AAD
Registered US Implants	4,800	Type and/or Fixation	Transvenous, Left Ventricular Cardiac Vein, Deployable Lobe Fixation
Estimated Active US Implants	4,500	Polarity	Unipolar
Advisories	None	Steroid	Yes

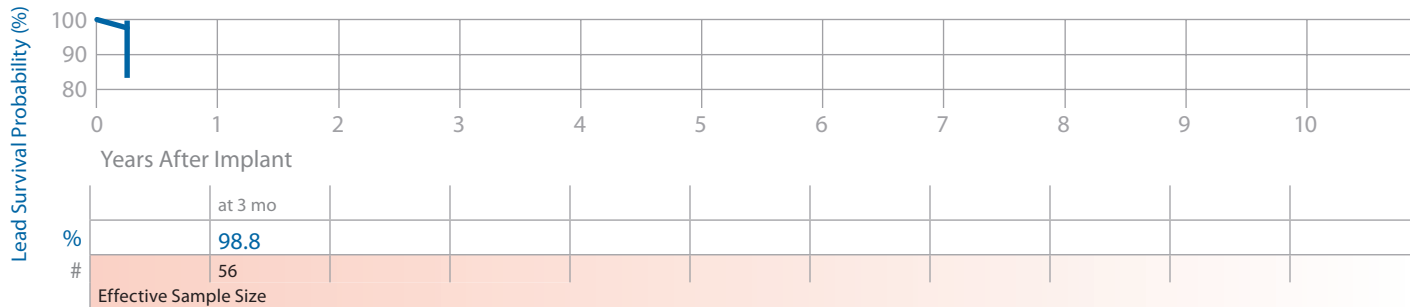
### US Returned Product Analysis

Conductor Fracture	1
Crimp/Weld/Bond	0
Insulation Breach	1
Extrinsic	14
Other	11

### System Longevity Study Results

### Qualifying Complications 2 Total

Number of Leads Enrolled in Study	92	Conductor Fracture	1
Cumulative Months of Follow-Up	887	Extra Cardiac Stimulation	1
Number of Leads Active in Study	84		



## 4196 Attain Ability

### Product Characteristics

US Market Release	May-09	Serial Number Prefix	PVI
Registered US Implants	2,900	Type and/or Fixation	Transvenous, Left Ventricular Cardiac Vein, Preformed Body, Double Curve
Estimated Active US Implants	2,800	Polarity	Bipolar
Advisories	None	Steroid	Yes

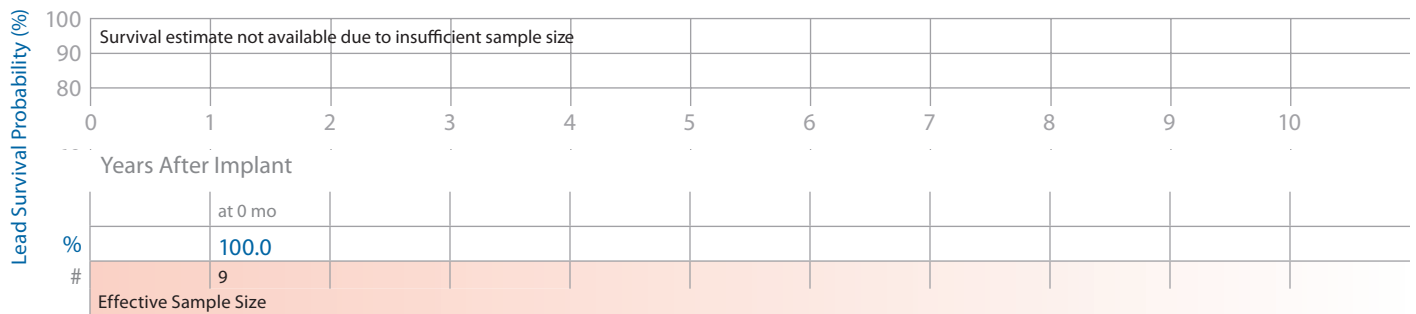
### US Returned Product Analysis

Conductor Fracture	0
Crimp/Weld/Bond	0
Insulation Breach	0
Extrinsic	2
Other	3

### System Longevity Study Results

### Qualifying Complications 0 Total

Number of Leads Enrolled in Study	13
Cumulative Months of Follow-Up	67
Number of Leads Active in Study	12



## Lead Survival Summary (95% Confidence Interval)

Model Number	Family	US Market Release	Leads Enrolled	Leads Active in Study	Qualifying Complications	Cumulative Months of Follow-Up in Study	Device Survival Probability (%)									
							Years After Implant									
							1 yr	2 yr	3 yr	4 yr	5 yr	6 yr	7 yr	8 yr	9 yr	10 yr
2187	Attain LV	Aug-01	134	34	1	6,087	99.1 +0.8/-5.1	99.1 +0.8/-5.1	99.1 +0.8/-5.1	99.1 +0.8/-5.1	99.1 +0.8/-5.1 at 57 mo					
2188	Attain CS	Aug-01	15	0	1	460	100.0 at 0 mo									
4193	Attain OTW	May-02	675	228	36	25,562	95.9 +1.3/-1.9	94.9 +1.5/-2.0	94.2 +1.6/-2.3	94.2 +1.6/-2.3	94.2 +1.6/-2.3	94.2 +1.6/-2.3				
4194	Attain OTW	Aug-04	610	472	7	14,097	99.2 +0.5/-1.2	98.4 +0.8/-1.9	98.4 +0.8/-1.9	98.4 +0.8/-1.9 at 45 mo						
4195	Attain StarFix	Aug-08	92	84	2	887	98.8 +1.0/-7.2 at 3 mo									
4196	Attain Ability	May-09	13	12	0	67	100.0 at 0 mo									

Source: System Longevity Study  
Data as of July 31, 2009

## US Returned Product Analysis Summary

Model Number	Family	US Market Release	Estimated US Implants	Estimated US Active	Conductor Fracture	Crimp/Weld/Bond	Insulation Breach	Extrinsic	Other
2187	Attain LV	Aug-01	12,000	4,100	0	0	0	8	16
2188	Attain CS	Aug-01	1,800	400	1	0	0	1	0
4193	Attain OTW	May-02	99,900	53,300	21	0	2	66	70
4194	Attain OTW	Aug-04	81,900	61,900	1	0	14	102	12
4195	Attain StarFix	Aug-08	4,800	4,500	1	0	1	14	11
4196	Attain Ability	May-09	2,900	2,800	0	0	0	2	3

Source: Returned Product Analysis  
Data as of July 31, 2009

## US Reports of Acute Lead Observations

Model Number	Family	Estimated US Implants	Cardiac Perforation	Conductor Fracture	Lead Dislodgement	Failure to Capture	Failure to Sense	Insulation Breach	Impedance Abnormal	Extracardiac Stimulation	Unspecified
2187	Attain LV	12,000	1	0	8	3	1	0	0	1	0
2188	Attain CS	1,800	0	0	2	0	0	0	0	0	0
4193	Attain OTW	99,900	0	1	49	12	0	0	1	17	0
4194	Attain OTW	81,900	0	1	34	13	0	0	1	8	2
4195	Attain StarFix	4,800	0	0	5	4	0	0	0	4	0
4196	Attain Ability	2,900	0	0	3	0	0	1	0	0	0

Report Cut-Off Date: July 31, 2009

## Reference Chart

Model Number	Family	Type	Insulation	Conductor Material	Tip Electrode	Connector Type
2187	Attain LV	Transvenous Cardiac Vein Preformed Body	Polyurethane (55D)	MP35N	Platinized Platinum	IS-1 UNI
2188	Attain CS	Transvenous Cardiac Vein Preformed Body	Polyurethane (55D)	MP35N	Platinized Platinum	IS-1 BI
4193	Attain OTW	Transvenous Cardiac Vein Preformed Body	Polyurethane (55D)	MP35N	Platinized Platinum	IS-1 UNI
4194	Attain OTW	Transvenous Cardiac Vein Preformed Body	Polyurethane (55D)/ Silicone (4719)	MP35N	Platinum Alloy	IS-1 BI
4195	Attain StarFix	Transvenous Cardiac Vein Deployable Lobes	Polyurethane (55D)	MP35N	Platinum Alloy	IS-1 Uni
4196	Attain Ability	Transvenous Cardiac Vein Preformed Body	Polyurethane (55D), SI polyimide	Ag core – MP35N	Tapered, Annular, Titanium nitride	IS-1 BI

# Defibrillation Leads

## 6721, 6921 Epicardial Patch

### Product Characteristics

US Market Release	Feb-93	Serial Number Prefix	TBH, TBG, TBB, TAD, TAC, or TAB
Registered US Implants	8,300	Type and/or Fixation	Epicardial Defib Patch, Suture
Estimated Active US Implants	1,300	Polarity	Defib Electrode only
Advisories	None	Steroid	No

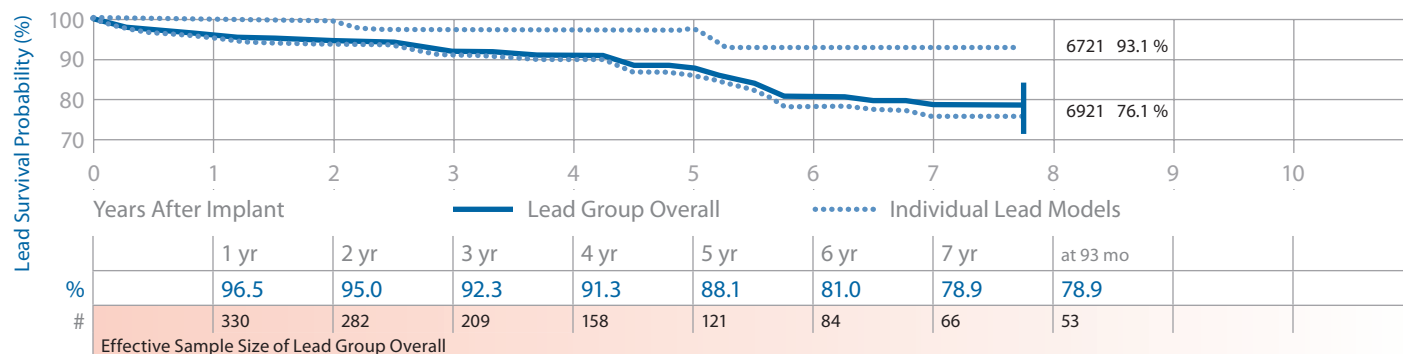
### US Returned Product Analysis

Conductor Fracture	68
Crimp/Weld/Bond	1
Insulation Breach	10
Extrinsic	5
Other	1

### System Longevity Study Results

### Qualifying Complications 52 Total

Number of Leads Enrolled in Study	407	Conductor Fracture	21	Insulation (not further defined)	3
Cumulative Months of Follow-Up	19,584	Failure to Capture	8	Oversensing	16
Number of Leads Active in Study	12	Impedance Out of Range	4		



## 6930 Sprint Fidelis

### Product Characteristics

US Market Release	Sep-04	Serial Number Prefix	LFK
Registered US Implants	400	Type and/or Fixation	Transvenous, Vent, Defib and Pace/ Sense, Tines
Estimated Active US Implants	200	Polarity	True Bipolar/One Coil
Advisories	1	Steroid	Yes
See page 138 – 2007 Potential Conductor Wire Fracture			

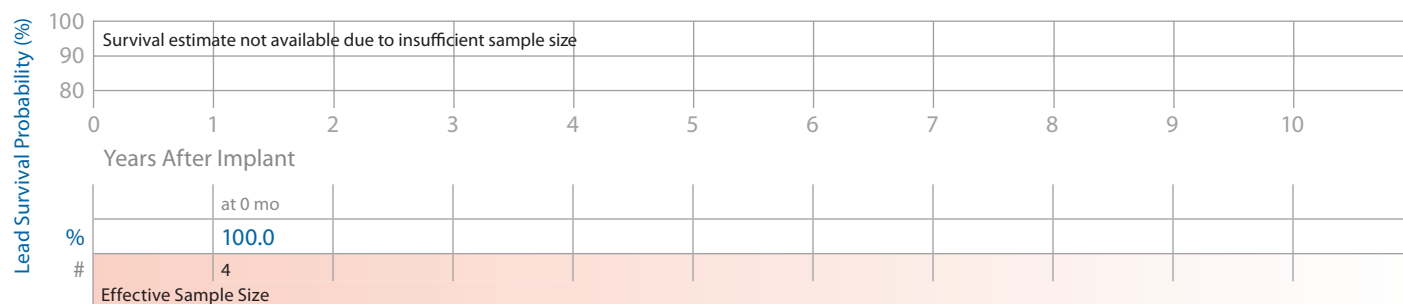
### US Returned Product Analysis

Conductor Fracture	2
Crimp/Weld/Bond	0
Insulation Breach	0
Extrinsic	0
Other	0

### System Longevity Study Results

### Qualifying Complications 0 Total

Number of Leads Enrolled in Study	4
Cumulative Months of Follow-Up	107
Number of Leads Active in Study	4



# Defibrillation Leads continued

## 6931 Sprint Fidelis

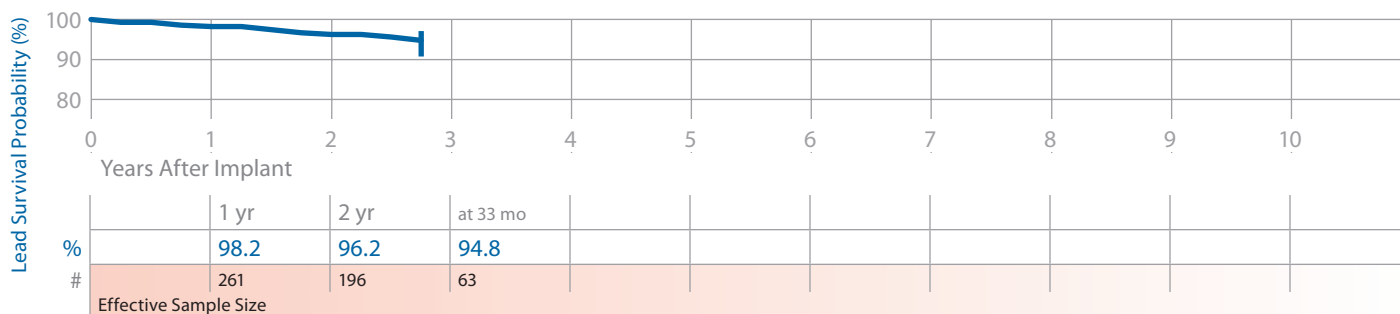
### Product Characteristics

US Market Release	Sep-04	Serial Number Prefix	LFL	<b>US Returned Product Analysis</b>	
Registered US Implants	8,100	Type and/or Fixation	Transvenous, Vent, Defib and Pace/ Sense, Screw-in	Conductor Fracture	191
Estimated Active US Implants	5,800	Polarity	True Bipolar/One Coil	Crimp/Weld/Bond	0
Advisories	1	Steroid	Yes	Insulation Breach	0
<a href="#">See page 138</a> – 2007 Potential Conductor Wire Fracture				Extrinsic	27
				Other	1

### System Longevity Study Results

### Qualifying Complications 12 Total

Number of Leads Enrolled in Study	294	Failure to Capture	3	Lead Dislodgement	2
Cumulative Months of Follow-Up	8,163	Failure to Sense	1	Oversensing	3
Number of Leads Active in Study	218	Impedance Out of Range	2	Other	1



## 6932 Sprint

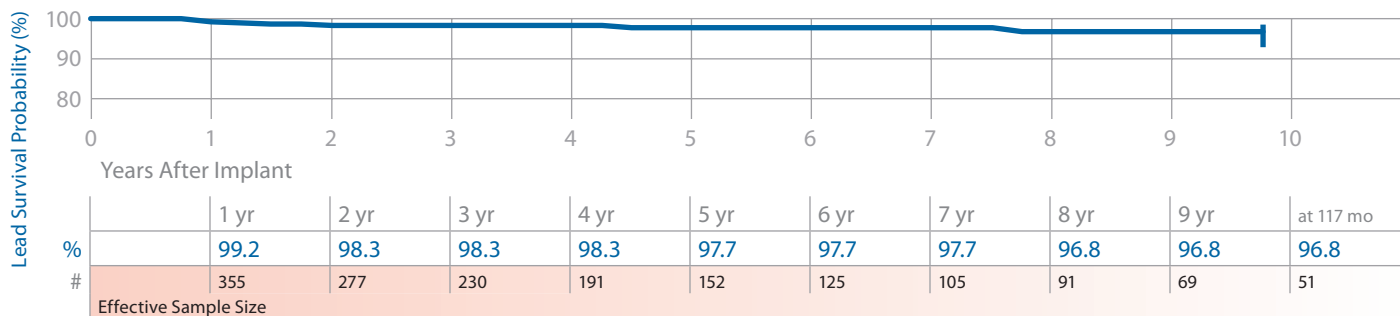
### Product Characteristics

US Market Release	Aug-96	Serial Number Prefix	TCA	<b>US Returned Product Analysis</b>	
Registered US Implants	15,000	Type and/or Fixation	Transvenous, Vent, Defib and Pace/ Sense, Tines	Conductor Fracture	17
Estimated Active US Implants	5,600	Polarity	True Bipolar/One Coil	Crimp/Weld/Bond	0
Advisories	None	Steroid	Yes	Insulation Breach	22
				Extrinsic	16
				Other	8

### System Longevity Study Results

### Qualifying Complications 9 Total

Number of Leads Enrolled in Study	411	Extra Cardiac Stimulation	1
Cumulative Months of Follow-Up	23,091	Failure to Capture	2
Number of Leads Active in Study	67	Failure to Sense	2
		Oversensing	4



# Defibrillation Leads continued

## 6933, 6937, 6937A, 6963 SVC/CS Product Characteristics

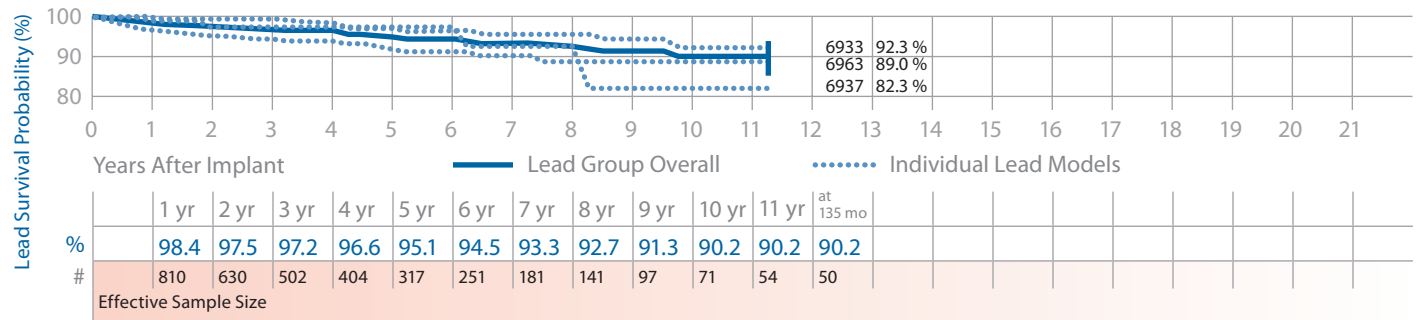
US Market Release	Dec-93	Serial Number Prefix	TAT, TBU, or TAF	<b>US Returned Product Analysis</b>	
Registered US Implants	16,800	Type and/or Fixation	Transvenous CS or SVC Defib	Conductor Fracture	166
Estimated Active US Implants	2,600	Polarity	One Defib Coil	Crimp/Weld/Bond	0
Advisories	None	Steroid	No	Insulation Breach	32
				Extrinsic	31
				Other	16

### System Longevity Study Results

Number of Leads Enrolled in Study	966
Cumulative Months of Follow-Up	49,684
Number of Leads Active in Study	34

### Qualifying Complications 54 Total

Conductor Fracture	17	Lead Dislodgement	1
Extra Cardiac Stimulation	5	Insulation (not further defined)	2
Failure to Capture	8	Oversensing	12
Failure to Sense	1	Unspecified Clinical Failure	4
Impedance Out of Range	4		



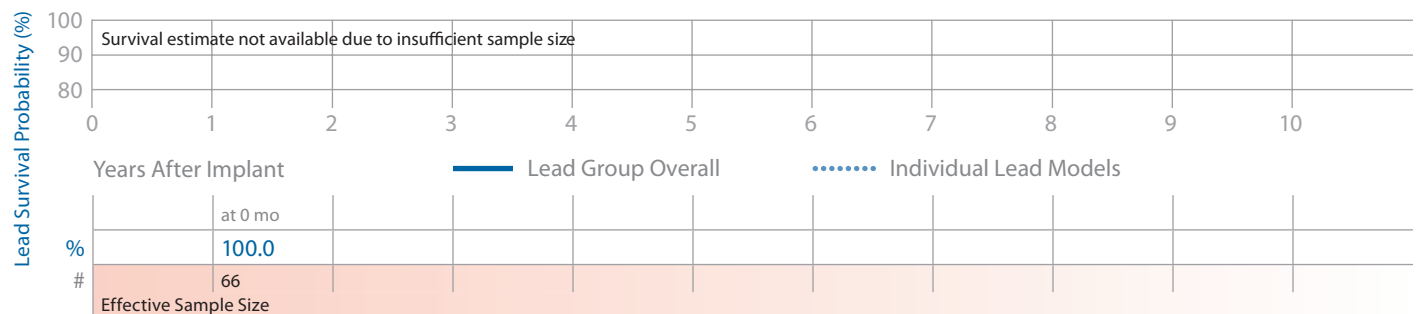
## 6935 Sprint Quattro Secure Product Characteristics

US Market Release	Nov-08	Serial Number Prefix	TAU	<b>US Returned Product Analysis</b>	
Registered US Implants	3,600	Type and/or Fixation	Transvenous, Vent, Defib and Pace/ Sense, Screw-in	Conductor Fracture	0
Estimated Active US Implants	3,500	Polarity	True Bipolar/One Coil	Crimp/Weld/Bond	0
Advisories	None	Steroid	Yes	Insulation Breach	0
				Extrinsic	9
				Other	1

### System Longevity Study Results

Number of Leads Enrolled in Study	84
Cumulative Months of Follow-Up	303
Number of Leads Active in Study	82

### Qualifying Complications 0 Total



Leads

# Defibrillation Leads continued

## 6936, 6966 Transvene

### Product Characteristics

US Market Release	Dec-93	Serial Number Prefix	TAV or TAL
Registered US Implants	23,600	Type and/or Fixation	Transvenous, Vent, Defib and Pace/Sense, Screw-in
Estimated Active US Implants	3,100	Polarity	True Bipolar/One Coil
Advisories	None	Steroid	No

### US Returned Product Analysis

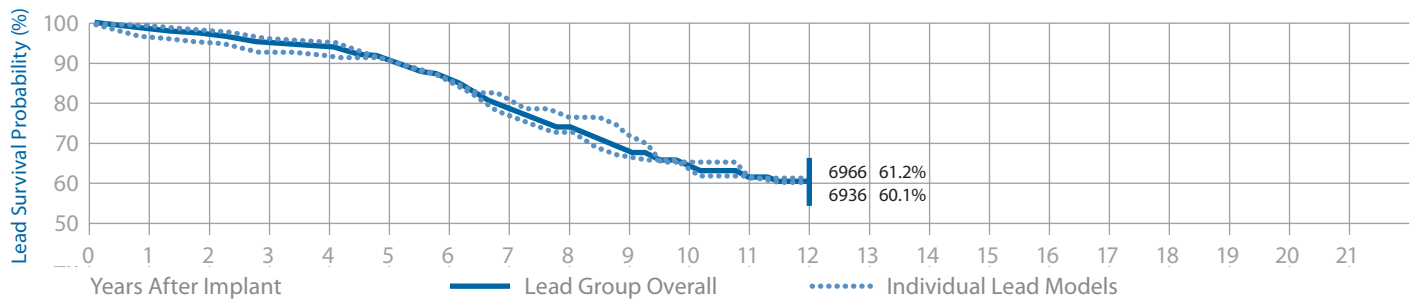
Conductor Fracture	177
Crimp/Weld/Bond	0
Insulation Breach	318
Extrinsic	90
Other	20

### System Longevity Study Results

Number of Leads Enrolled in Study	1,348
Cumulative Months of Follow-Up	69,593
Number of Leads Active in Study	38

### Qualifying Complications 192 Total

Conductor Fracture	22	Impedance Out of Range	8
Extra Cardiac Stimulation	7	Insulation (not further defined)	13
Failure to Capture	18	Oversensing	114
Failure to Sense	5	Unspecified Clinical Failure	5



	1 yr	2 yr	3 yr	4 yr	5 yr	6 yr	7 yr	8 yr	9 yr	10 yr	11 yr	12 yr
%	98.2	97.0	95.1	94.1	90.4	85.8	78.1	73.7	67.7	63.7	61.4	60.5
#	1,139	905	733	579	457	358	247	187	131	98	72	48

Effective Sample Size

## 6939, 6999 Sub-Q Patch

### Product Characteristics

US Market Release	Dec-93	Serial Number Prefix	TBA or TAP
Registered US Implants	3,600	Type and/or Fixation	Subcutaneous Defib Patch, Suture
Estimated Active US Implants	300	Polarity	Defib Electrode Only
Advisories	None	Steroid	No

### US Returned Product Analysis

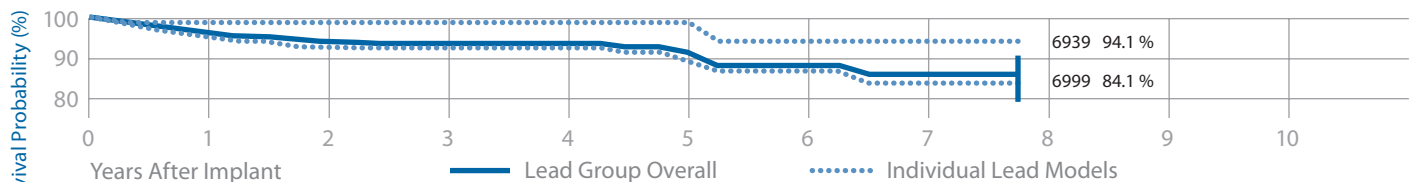
Conductor Fracture	28
Crimp/Weld/Bond	0
Insulation Breach	5
Extrinsic	4
Other	1

### System Longevity Study Results

Number of Leads Enrolled in Study	384
Cumulative Months of Follow-Up	18,043
Number of Leads Active in Study	4

### Qualifying Complications 47 Total

Conductor Fracture	12	Impedance Out of Range	2
Extra Cardiac Stimulation	5	Insulation (not further defined)	4
Failure to Capture	11	Oversensing	10
Failure to Sense	1	Unspecified Clinical Failure	2



	1 yr	2 yr	3 yr	4 yr	5 yr	6 yr	7 yr	at 93 mo
%	96	94.1	93.7	93.7	91.5	88.3	86.0	86.0
#	311	249	192	145	115	81	59	49

Effective Sample Size of Lead Group Overall

# Defibrillation Leads continued

## 6942 Sprint

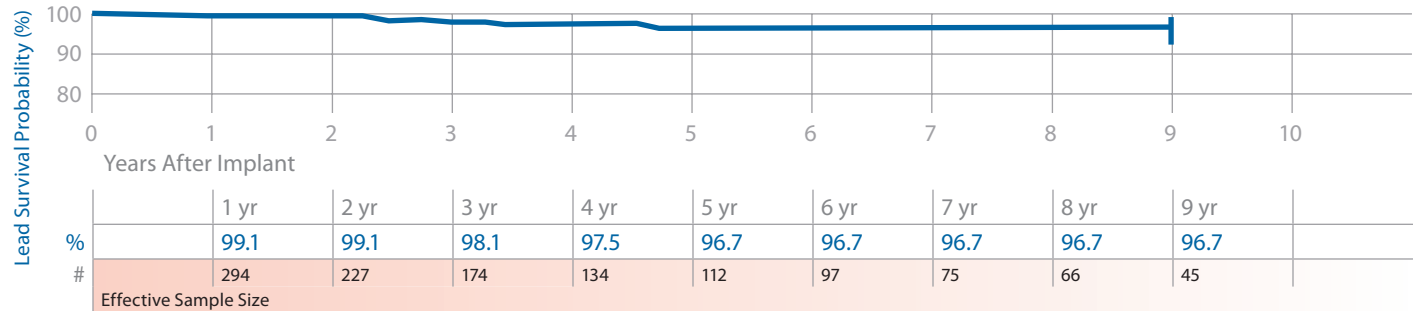
### Product Characteristics

US Market Release	Jul-97	Serial Number Prefix	TCB	<u>US Returned Product Analysis</u>	
Registered US Implants	17,700	Type and/or Fixation	Transvenous, Vent, Defib and Pace/Sense, Tines	Conductor Fracture	12
Estimated Active US Implants	7,200	Polarity	Integrated Bipolar/Two Coils	Crimp/Weld/Bond	1
Advisories	None	Steroid	Yes	Insulation Breach	21
				Extrinsic	31
				Other	8

### System Longevity Study Results

### Qualifying Complications 7 Total

Number of Leads Enrolled in Study	351	Conductor Fracture	1	Oversensing	3
Cumulative Months of Follow-Up	17,602	Failure to Sense	1	Unspecified Clinical Failure	1
Number of Leads Active in Study	50	Lead Dislodgement	1		



Leads

## 6943 Sprint

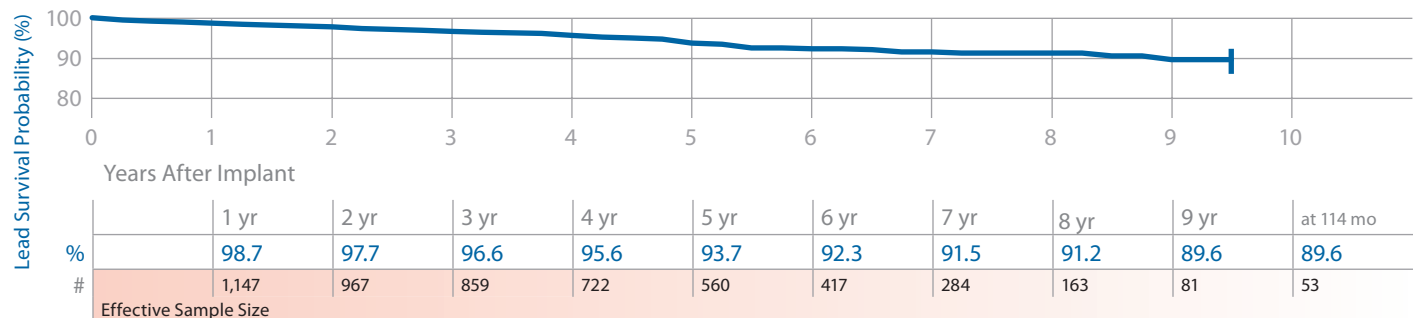
### Product Characteristics

US Market Release	Oct-97	Serial Number Prefix	TCE	<u>US Returned Product Analysis</u>	
Registered US Implants	20,800	Type and/or Fixation	Transvenous, Vent, Defib and Pace/Sense, Screw-in	Conductor Fracture	50
Estimated Active US Implants	8,500	Polarity	True Bipolar/One Coil	Crimp/Weld/Bond	1
Advisories	None	Steroid	Yes	Insulation Breach	22
				Extrinsic	51
				Other	9

### System Longevity Study Results

### Qualifying Complications 78 Total

Number of Leads Enrolled in Study	1,311	Conductor Fracture	15	Insulation (not further defined)	1
Cumulative Months of Follow-Up	72,535	Failure to Capture	11	Lead Dislodgement	1
Number of Leads Active in Study	341	Failure to Sense	6	Oversensing	35
		Impedance Out of Range	6	Unspecified Clinical Failure	3





# Defibrillation Leads continued

## 6944 Sprint Quattro

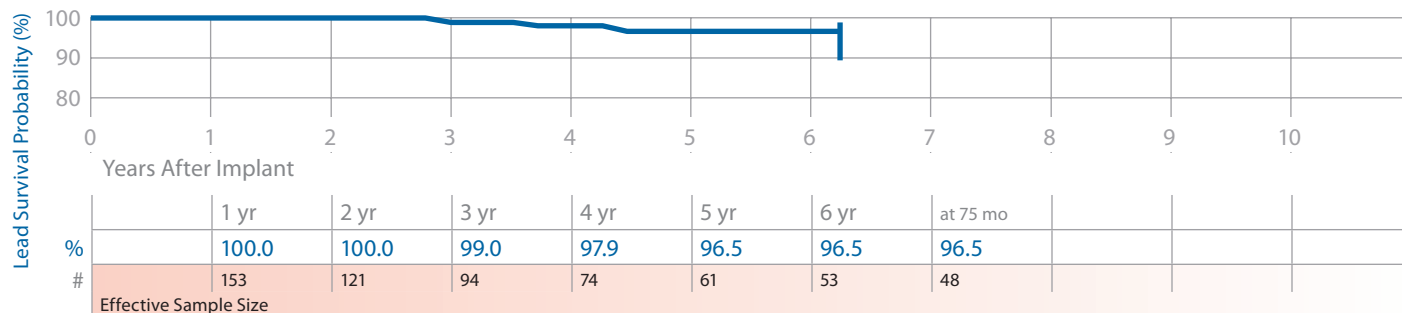
### Product Characteristics

US Market Release	Dec-00	Serial Number Prefix	TDC	<b>US Returned Product Analysis</b>	
Registered US Implants	33,400	Type and/or Fixation	Transvenous, Vent, Defib and Pace/Sense, Tines	Conductor Fracture	38
Estimated Active US Implants	20,100	Polarity	True Bipolar/Two Coils	Crimp/Weld/Bond	2
Advisories	None	Steroid	Yes	Insulation Breach	2
				Extrinsic	30
				Other	8

### System Longevity Study Results

### Qualifying Complications 3 Total

Number of Leads Enrolled in Study	197	Oversensing	2
Cumulative Months of Follow-Up	8,708	Unspecified Clinical Failure	1
Number of Leads Active in Study	75		



## 6945 Sprint

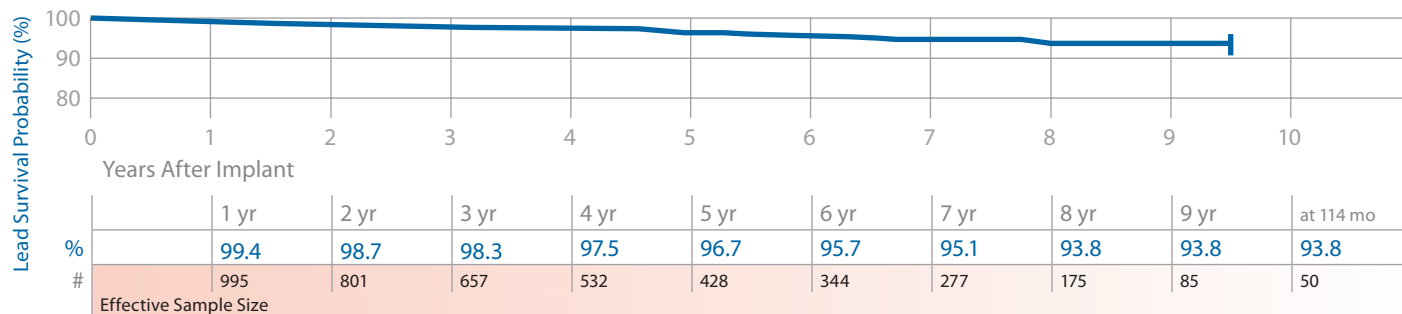
### Product Characteristics

US Market Release	Sep-97	Serial Number Prefix	TDA	<b>US Returned Product Analysis</b>	
Registered US Implants	42,800	Type and/or Fixation	Transvenous, Vent, Defib and Pace/Sense, Screw-in	Conductor Fracture	96
Estimated Active US Implants	17,500	Polarity	Integrated Bipolar/Two Coils	Crimp/Weld/Bond	2
Advisories	None	Steroid	Yes	Insulation Breach	24
				Extrinsic	200
				Other	14

### System Longevity Study Results

### Qualifying Complications 35 Total

Number of Leads Enrolled in Study	1,154	Conductor Fracture	4	Impedance Out of Range	5
Cumulative Months of Follow-Up	60,305	Extra Cardiac Stimulation	1	Oversensing	18
Number of Leads Active in Study	191	Failure to Capture	2	Unspecified Clinical Failure	1
		Failure to Sense	4		



# Defibrillation Leads continued

## 6947 Sprint Quattro Secure

### Product Characteristics

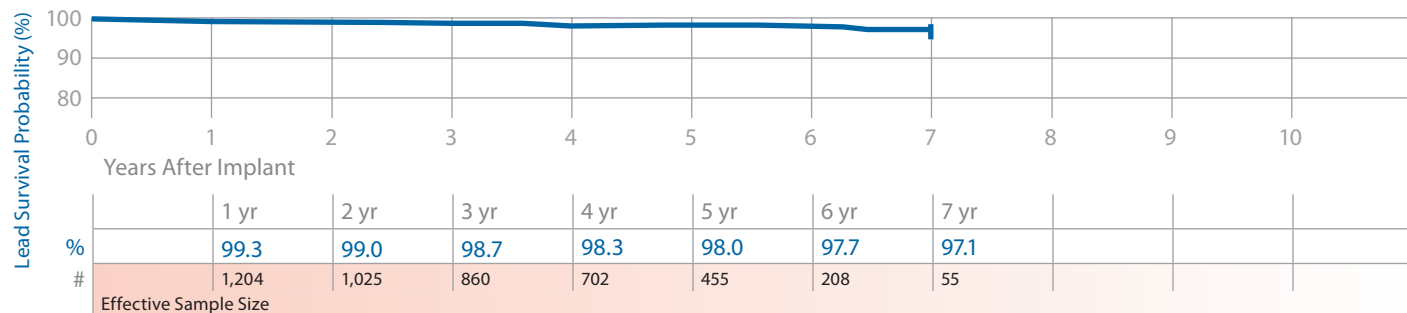
US Market Release	Nov-01	Serial Number Prefix	TDG	<u>US Returned Product Analysis</u>	
Registered US Implants	233,200	Type and/or Fixation	Transvenous, Vent, Defib and Pace/Sense, Screw-in	Conductor Fracture	115
Estimated Active US Implants	172,700	Polarity	True Bipolar/Two Coils	Crimp/Weld/Bond	1
Advisories	None	Steroid	Yes	Insulation Breach	9
				Extrinsic	534
				Other	68

### System Longevity Study Results

Number of Leads Enrolled in Study	1,749
Cumulative Months of Follow-Up	65,935
Number of Leads Active in Study	976

### Qualifying Complications 24 Total

Conductor Fracture	3	Lead Dislodgement	3
Failure to Sense	2	Oversensing	8
Impedance Out of Range	4	Unspecified Clinical Failure	2
Insulation (not further defined)	2		



## 6948 Sprint Fidelis

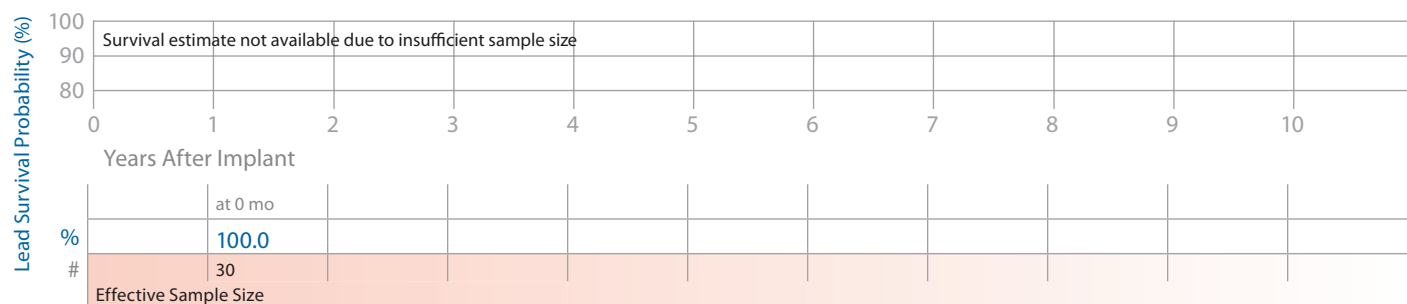
### Product Characteristics

US Market Release	Sep-04	Serial Number Prefix	LFH	<u>US Returned Product Analysis</u>	
Registered US Implants	10,400	Type and/or Fixation	Transvenous, Vent, Defib and Pace/Sense, Tines	Conductor Fracture	38
Estimated Active US Implants	7,600	Polarity	True Bipolar/Two Coils	Crimp/Weld/Bond	0
Advisories	1	Steroid	Yes	Insulation Breach	0
See page 138 – 2007 Potential Conductor Wire Fracture				Extrinsic	10
				Other	6

### System Longevity Study Results

Number of Leads Enrolled in Study	30
Cumulative Months of Follow-Up	938
Number of Leads Active in Study	22

### Qualifying Complications 0 Total



# Defibrillation Leads continued

## 6949 Sprint Fidelis

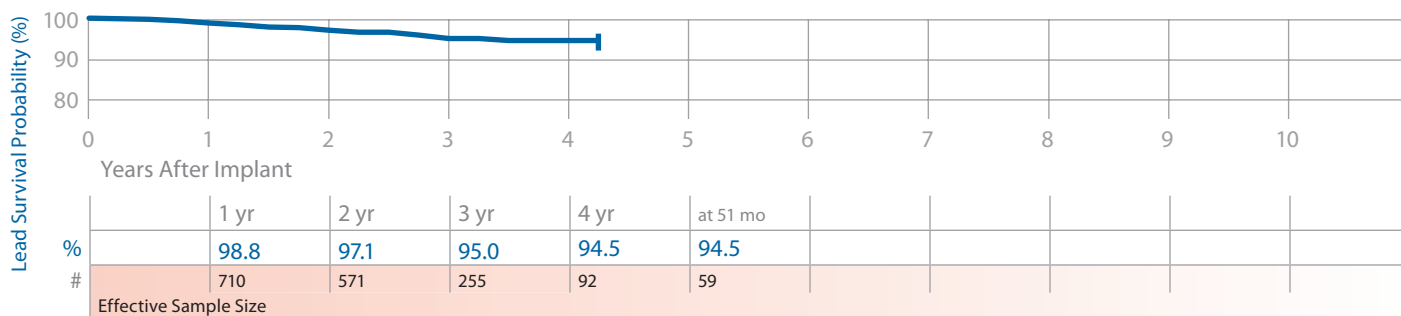
### Product Characteristics

US Market Release	Sep-04	Serial Number Prefix	LFJ	<b>US Returned Product Analysis</b>	
Registered US Implants	186,700	Type and/or Fixation	Transvenous, Vent, Defib and Pace/ Sense, Screw-in	Conductor Fracture	2,576
Estimated Active US Implants	129,700	Polarity	True Bipolar/Two Coils	Crimp/Weld/Bond	2
Advisories	1	Steroid	Yes	Insulation Breach	7
<a href="#">See page 138</a> – 2007 Potential Conductor Wire Fracture				Extrinsic	476
				Other	51

### System Longevity Study Results

### Qualifying Complications 31 Total

Number of Leads Enrolled in Study	795	Conductor Fracture	10	Insulation (not further defined)	1
Cumulative Months of Follow-Up	25,547	Failure to Capture	2	Lead Dislodgement	1
Number of Leads Active in Study	536	Failure to Sense	2	Oversensing	10
		Impedance Out of Range	5		



## 6996 Sub-Q Lead

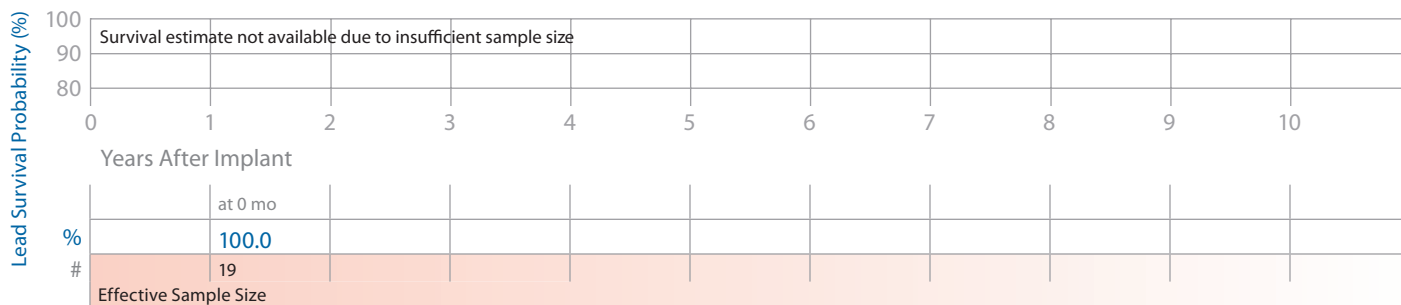
### Product Characteristics

US Market Release	Jun-01	Serial Number Prefix	TCR	<b>US Returned Product Analysis</b>	
Registered US Implants	2,500	Type and/or Fixation	Subcutaneous Defib Coil, Suture	Conductor Fracture	4
Estimated Active US Implants	1,700	Polarity	One Defib Coil	Crimp/Weld/Bond	0
Advisories	None	Steroid	No	Insulation Breach	0
				Extrinsic	1
				Other	0

### System Longevity Study Results

### Qualifying Complications 0 Total

Number of Leads Enrolled in Study	19
Cumulative Months of Follow-Up	545
Number of Leads Active in Study	15



# Defibrillation Leads continued

## Lead Survival Summary (95% Confidence Interval)

Model Number	Family	US Market Release	Leads Enrolled	Leads Active in Study	Qualifying Complications	Cumulative Months of Follow-Up in Study	Device Survival Probability (%)															
							Years After Implant															
							1 yr	2 yr	3 yr	4 yr	5 yr	6 yr	7 yr	8 yr	10 yr	12 yr	14 yr	16 yr	18 yr	20 yr		
<b>6721, 6921</b>	<b>Epicardial Patch</b>	Feb-93	407	12	52	19,584	96.5 +1.5/-2.5	95.0 +1.8/-2.8	92.3 +2.5/-3.5	91.3 +2.7/-3.8	88.1 +3.6/-4.9	81.0 +5.1/-6.7	78.9 +5.6/-7.3 at 93 mo	78.9 +5.6/-7.3 at 93 mo								
<b>6930</b>	<b>Sprint Fidelis</b>	Sep-04	4	4	0	107	100.0 at 0 mo															
		Advisories: See page 138 – 2007 Potential Conductor Wire Fracture																				
<b>6931</b>	<b>Sprint Fidelis</b>	Sep-04	294	218	12	8,163	98.2 +1.1/-2.5	96.2 +1.8/-3.1	94.8 +2.3/-4.1 at 33 mo													
		Advisories: See page 138 – 2007 Potential Conductor Wire Fracture																				
<b>6932</b>	<b>Sprint</b>	Aug-96	411	67	9	23,091	99.2 +0.5/-1.7	98.3 +0.9/-2.1	98.3 +0.9/-2.1	98.3 +0.9/-2.1	97.7 +1.3/-2.5	97.7 +1.3/-2.5	96.8 +1.7/-3.9 at 117 mo	96.8 +1.7/-3.9 at 117 mo								
<b>6933, 6937, 6937A, 6963</b>	<b>SVC/CS</b>	Dec-93	966	34	54	49,684	98.4 +0.7/-1.0	97.5 +0.9/-1.3	97.2 +0.9/-1.4	96.6 +1.1/-1.6	95.1 +1.5/-2.2	94.5 +1.6/-2.4	93.3 +2.0/-2.8	92.7 +2.2/-3.0	90.2 +3.2/-4.5 at 135 mo							
<b>6935</b>	<b>Sprint Quattro Secure</b>	Nov-08	84	82	0	303	100.0 at 0 mo															
<b>6936, 6966</b>	<b>Transvene</b>	Dec-93	1,348	38	192	69,593	98.2 +0.6/-1.0	97.0 +0.8/-1.2	95.1 +1.2/-1.5	94.1 +1.3/-1.7	90.4 +1.9/-2.3	85.8 +2.5/-3.0	78.1 +3.4/-3.9	73.7 +3.9/-4.4	63.7 +5.1/-5.7	60.5 +5.7/-6.3						
<b>6939, 6999</b>	<b>Sub-Q Patch</b>	Dec-93	384	4	47	18,043	96.0 +1.6/-2.7	94.1 +2.0/-3.2	93.7 +2.1/-3.3	93.7 +2.1/-3.3	91.5 +2.9/-4.4	88.3 +3.8/-5.6	86.0 +4.6/-6.6 at 93 mo	86.0 +4.6/-6.6 at 93 mo								
<b>6942</b>	<b>Sprint</b>	Jul-97	351	50	7	17,602	99.1 +0.6/-1.9	99.1 +0.6/-1.9	98.1 +1.1/-2.8	97.5 +1.4/-3.2	96.7 +1.8/-3.9	96.7 +1.8/-3.9	96.7 +1.8/-3.9	96.7 +1.8/-3.9	96.7 +1.8/-3.9 at 108 mo							
<b>6943</b>	<b>Sprint</b>	Oct-97	1,311	341	78	72,535	98.7 +0.5/-0.9	97.7 +0.8/-1.0	96.6 +0.9/-1.3	95.6 +1.1/-1.4	93.7 +1.5/-1.8	92.3 +1.7/-2.1	91.5 +1.9/-2.2	91.2 +1.9/-2.4	89.6 +2.7/-3.5 at 114 mo							
<b>6944</b>	<b>Sprint Quattro</b>	Dec-00	197	75	3	8,708	100.0	100.0	99.0 +0.9/-3.8	97.9 +1.6/-6.2	96.5 +2.4/-7.2	96.5 +2.4/-7.2	96.5 +2.4/-7.2 at 75 mo	96.5 +2.4/-7.2 at 75 mo								
<b>6945</b>	<b>Sprint</b>	Sep-97	1,154	191	35	60,305	99.4 +0.4/-0.6	98.7 +0.5/-1.0	98.3 +0.6/-1.1	97.5 +0.9/-1.3	96.7 +1.1/-1.7	95.7 +1.4/-2.0	95.1 +1.5/-2.2	93.8 +1.9/-2.8 at 114 mo	93.8 +1.9/-2.8 at 114 mo							
<b>6947</b>	<b>Sprint Quattro Secure</b>	Nov-01	1,749	876	24	65,935	99.3 +0.3/-0.6	99.0 +0.4/-0.7	98.7 +0.5/-0.8	98.3 +0.6/-1.0	98.0 +0.7/-1.1	97.7 +0.8/-1.4	97.1 +1.2/-2.1	97.1 +1.2/-2.1								
<b>6948</b>	<b>Sprint Fidelis</b>	Sep-04	30	22	0	938	100.0 at 0 mo															
		Advisories: See page 138 – 2007 Potential Conductor Wire Fracture																				
<b>6949</b>	<b>Sprint Fidelis</b>	Sep-04	795	536	31	25,547	98.8 +0.6/-1.1	97.1 +1.0/-1.6	95.0 +1.5/-2.3	94.5 +1.7/-2.5	94.5 +1.7/-2.5 at 51 mo											
		Advisories: See page 138 – 2007 Potential Conductor Wire Fracture																				
<b>6996</b>	<b>Sub-Q Lead</b>	Jun-01	17	14	0	445	100.0 at 0 mo															

Leads

# Defibrillation Leads continued

## US Returned Product Analysis Summary

Model Number	Family	US Market Release	Estimated US Implants	Estimated US Active	Conductor Fracture	Crimp/Weld/Bond	Insulation Breach	Extrinsic	Other
6721, 6921	Epicardial Patch	Feb-93	8,300	1,300	68	1	10	5	1
6930	Sprint Fidelis	Sep-04	400	200	2	0	0	0	0
6931	Sprint Fidelis	Sep-04	8,100	5,800	191	0	0	27	1
6932	Sprint	Aug-96	15,000	5,600	17	0	22	16	8
6933, 6937, 6937A, 6963	SVC/CS	Dec-93	16,800	2,600	166	0	32	31	16
6935	Sprint Quattro Secure	Nov-08	3,600	3,500	0	0	0	9	1
6936, 6966	Transvene	Dec-93	23,600	3,100	177	0	318	90	20
6939, 6999	Sub-Q Patch	Dec-93	3,600	300	28	0	5	4	1
6942	Sprint	Jul-97	17,700	7,200	12	1	21	31	8
6943	Sprint	Oct-97	20,800	8,500	50	1	22	51	9
6944	Sprint Quattro	Dec-00	33,400	20,100	38	2	2	30	8
6945	Sprint	Sep-97	42,800	17,500	96	2	24	200	14
6947	Sprint Quattro Secure	Nov-01	233,200	172,700	115	1	9	534	68
6948	Sprint Fidelis	Sep-04	10,400	7,600	38	0	0	10	6
6949	Sprint Fidelis	Sep-04	186,700	129,700	2,576	2	7	476	51
6996	Sub-Q Lead	Jun-01	2,500	1,700	4	0	0	1	0

## US Reports of Acute Lead Observations

Model Number	Family	Estimated US Implants	Cardiac Perforation	Conductor Fracture	Lead Dislodgement	Failure to Capture	Oversensing	Failure to Sense	Insulation Breach	Impedance Abnormal	Extracardiac Stimulation	Unspecified
6721, 6921	Epicardial Patch	8,300	0	0	0	0	0	0	2	3	0	4
6931	Sprint Fidelis	8,100	1	1	1	1	3	1	0	0	0	1
6932	Sprint	15,000	0	0	3	2	0	2	0	1	0	0
6933, 6937, 6937A, 6963	SVC/CS	16,800	0	0	2	0	1	0	2	1	0	1
6935	Sprint Quattro Secure	3,600	1	1	0	0	0	0	0	1	0	0
6936, 6966	Transvene	23,600	7	2	1	6	4	5	1	1	0	4
6939, 6999	Sub-Q Patch	3,600	0	0	0	0	0	0	0	1	0	1
6942	Sprint	17,700	1	0	2	4	1	0	0	2	0	1
6943	Sprint	20,800	1	0	0	2	1	1	1	3	0	0
6944	Sprint Quattro	33,400	1	1	5	7	5	2	0	5	0	5
6945	Sprint	42,800	0	1	4	6	8	2	2	1	1	3
6947	Sprint Quattro Secure	233,200	8	9	26	26	42	11	3	14	0	7
6948	Sprint Fidelis	10,400	0	0	7	6	1	0	0	1	0	0
6949	Sprint Fidelis	186,700	9	12	26	31	29	24	6	23	0	11

Report Cut-Off Date: July 31, 2009

## Reference Chart

Model Number	Family	Type	Pin Configuration		Lead Body Diameter	Insulation, Lead Body	Fixation, Steroid
			Pace/Sense	High Voltage			
6721	Epicardial Patch	Epi Patch	—	DF-1	S, M, L	Silicone, Single Lumen	Suture
6921	Epicardial Patch	Epi Patch	—	6.5 mm	S, M, L	Silicone, Single Lumen	Suture
6930	Sprint Fidelis	Endo RV True Bipolar Sensing	IS-1	DF-1	6.6 Fr	Silicone with Polyurethane Overlay, Multilumen	Passive, Steroid
6931	Sprint Fidelis	Endo RV True Bipolar Sensing	IS-1	DF-1	6.6 Fr	Silicone with Polyurethane Overlay, Multilumen	Active, Steroid
6932	Sprint	Endo RV True Bipolar Sensing	IS-1	DF-1	7.8 Fr	Silicone, Multilumen	Passive, Steroid
6933	SVC/CS	Endo SVC/CS Coil	—	DF-1	7 Fr	Silicone, Single Lumen	Passive
6934S	Transvene	Endo RV True Bipolar Sensing	IS-1	DF-1	12 Fr	Silicone, Coaxial	Passive, Steroid
6935	Sprint Quattro Secure	Endo RV True Bipolar Sensing	IS-1	DF-1	8.2 Fr	Silicone with Polyurethane Overlay, Multilumen	Active, Steroid
6936	Transvene	Endo RV True Bipolar Sensing	IS-1	DF-1	10 Fr	Polyurethane, Coaxial	Active
6937	SVC/CS	Endo SVC Coil	—	DF-1	5.5 Fr	Silicone, Single Lumen	Passive
6937A	SVC/CS	Endo SVC Coil	—	DF-1	7.5 Fr	Silicone with Polyurethane Overlay, Single Lumen	Passive
6939	Sub-Q Patch	SQ Patch	—	DF-1	One Size	Silicone, Single Lumen	Suture
6942	Sprint	Endo RV/SVC Integrated Bipolar Sensing	IS-1	2 DF-1	7.8 Fr	Silicone, Multilumen	Passive, Steroid
6943	Sprint	Endo RV True Bipolar Sensing	IS-1	DF-1	7.8 Fr	Silicone, Multilumen	Active, Steroid
6944	Sprint Quattro	Endo RV/SVC True Bipolar Sensing	IS-1	2 DF-1	8.2 Fr	Silicone with Polyurethane Overlay, Multilumen	Passive, Steroid
6945	Sprint	Endo RV/SVC Integrated Bipolar Sensing	IS-1	2 DF-1	7.8 Fr	Silicone, Multilumen	Active, Steroid
6947	Sprint Quattro Secure	Endo RV/SVC True Bipolar Sensing	IS-1	2 DF-1	8.2 Fr	Silicone with Polyurethane Overlay, Multilumen	Active, Steroid
6948	Sprint Fidelis	Endo RV/SVC True Bipolar Sensing	IS-1	2 DF-1	6.6 Fr	Silicone with Polyurethane Overlay, Multilumen	Passive, Steroid
6949	Sprint Fidelis	Endo RV/SVC True Bipolar Sensing	IS-1	2 DF-1	6.6 Fr	Silicone with Polyurethane Overlay, Multilumen	Active, Steroid
6963	SVC/CS	Endo SVC/CS Coil	—	6.5 mm	7 Fr	Silicone, Single Lumen	Passive
6966	Transvene	Endo RV True Bipolar Sensing	3.2 mm L.P.	6.5 mm	10 Fr	Polyurethane, Coaxial	Active
6996	Sub-Q Lead	SQ Coil	—	DF-1	7.5 Fr	Silicone, Single Lumen	Passive
6999	Sub-Q Patch	SQ Patch	—	6.5 mm	One Size	Silicone, Single Lumen	Suture

# Pacing Leads

## 3830 SelectSecure

### Product Characteristics

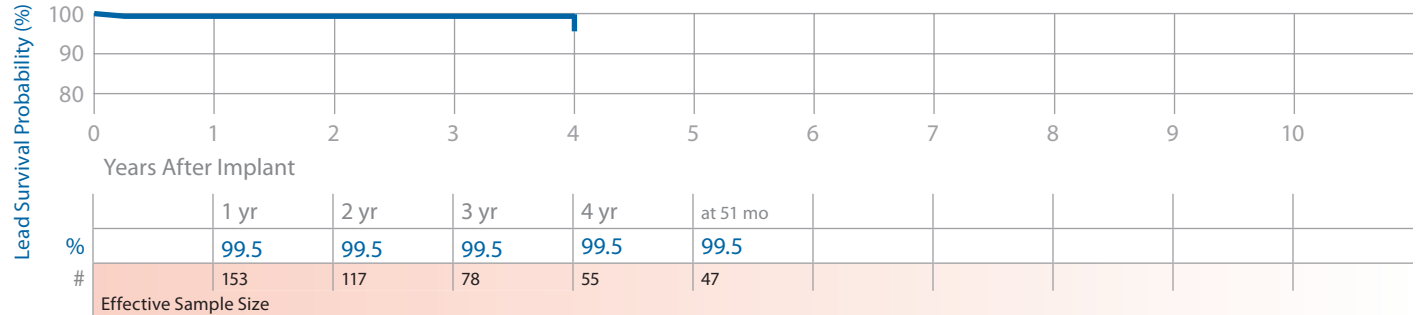
US Market Release	Aug-05	Serial Number Prefix	LFF	<u>US Returned Product Analysis</u>	
Registered US Implants	14,000	Type and/or Fixation	Transvenous, V or A, Screw-in	Conductor Fracture	2
Estimated Active US Implants	12,100	Polarity	Bipolar	Crimp/Weld/Bond	0
Advisories	None	Steroid	Yes	Insulation Breach	2
				Extrinsic	22
				Other	2

### Atrial Placement

#### System Longevity Study Results

#### Qualifying Complications 1 Total

Number of Leads Enrolled in Study	198	Failure to Sense	1
Cumulative Months of Follow-Up	6,707		
Number of Leads Active in Study	122		

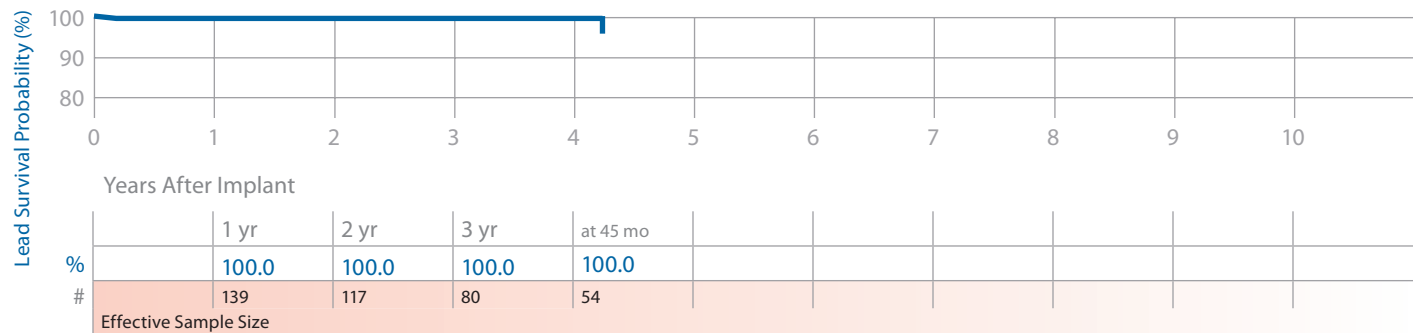


### Ventricular Placement

#### System Longevity Study Results

#### Qualifying Complications 0 Total

Number of Leads Enrolled in Study	167
Cumulative Months of Follow-Up	6,399
Number of Leads Active in Study	95



# Pacing Leads continued

## 4023 CapSure SP

### Product Characteristics

US Market Release	Aug-91	Serial Number Prefix	LAK	<u>US Returned Product Analysis</u>	
Registered US Implants	41,200	Type and/or Fixation	Transvenous, Vent., Tines	Conductor Fracture	17
Estimated Active US Implants	9,300	Polarity	Unipolar	Crimp/Weld/Bond	0
Advisories	None	Steroid	Yes	Insulation Breach	2
				Extrinsic	47
				Other	8

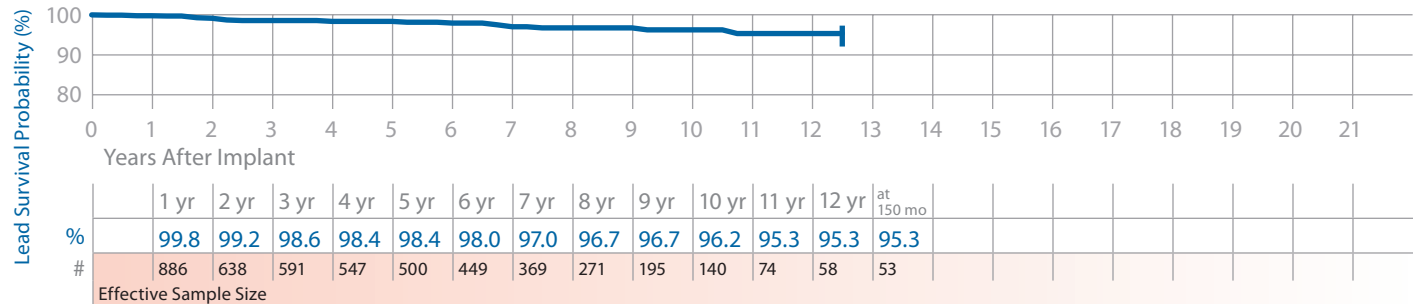
### Ventricular Placement

#### System Longevity Study Results

Number of Leads Enrolled in Study	1,158
Cumulative Months of Follow-Up	65,166
Number of Leads Active in Study	330

#### Qualifying Complications

Extra Cardiac Stimulation	1	Insulation (not further defined)	1
Failure to Capture	16	Lead Dislodgement	2
Impedance Out of Range	1		



## 4024 CapSure SP

### Product Characteristics

US Market Release	Oct-91	Serial Number Prefix	LAJ	<u>US Returned Product Analysis</u>	
Registered US Implants	222,100	Type and/or Fixation	Transvenous, Vent., Tines	Conductor Fracture	25
Estimated Active US Implants	54,200	Polarity	Bipolar	Crimp/Weld/Bond	0
Advisories	None	Steroid	Yes	Insulation Breach	111
				Extrinsic	261
				Other	41

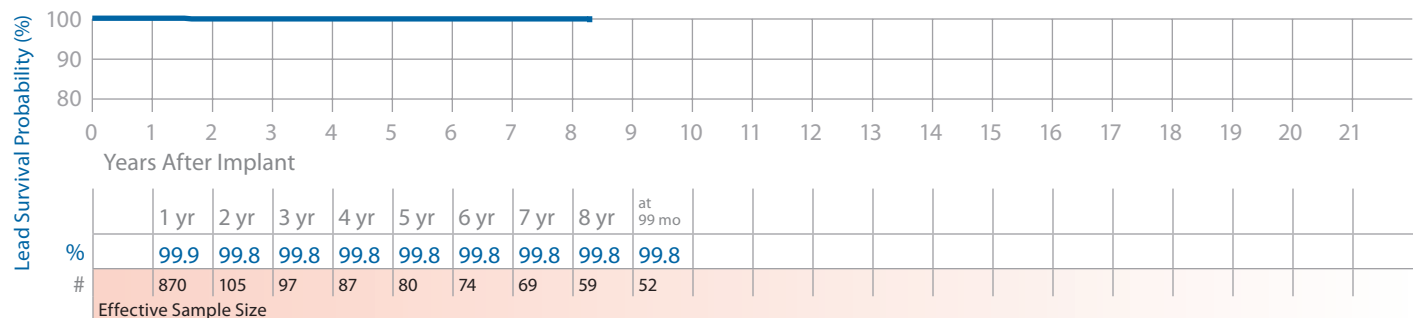
### Ventricular Placement

#### System Longevity Study Results

Number of Leads Enrolled in Study	1,215
Cumulative Months of Follow-Up	29,879
Number of Leads Active in Study	21

#### Qualifying Complications

Failure to Capture	3
Insulation (not further defined)	1





# Pacing Leads continued

## 4033 CapSure Z

### Product Characteristics

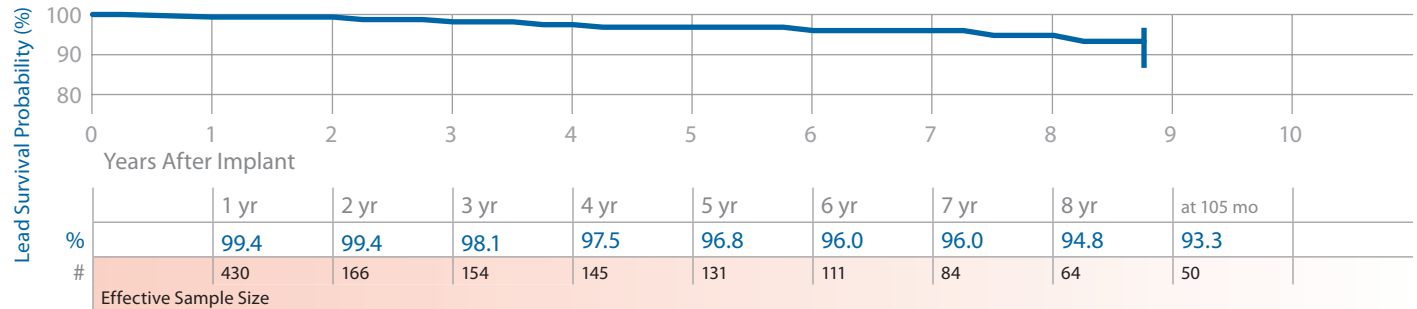
US Market Release	Not US released	Serial Number Prefix	LCA	US Returned Product Analysis	
Registered US Implants	NA	Type and/or Fixation	Transvenous, Vent., Tines	Conductor Fracture	0
Estimated Active US Implants	NA	Polarity	Unipolar	Crimp/Weld/Bond	0
Advisories	None	Steroid	Yes	Insulation Breach	0
				Extrinsic	3
				Other	0

## Ventricular Placement

### System Longevity Study Results

### Qualifying Complications 10 Total

Number of Leads Enrolled in Study	539	Conductor Fracture	1
Cumulative Months of Follow-Up	22,063	Failure to Capture	8
Number of Leads Active in Study	39	Impedance Out of Range	1



## 4067 CapSureFix

### Product Characteristics

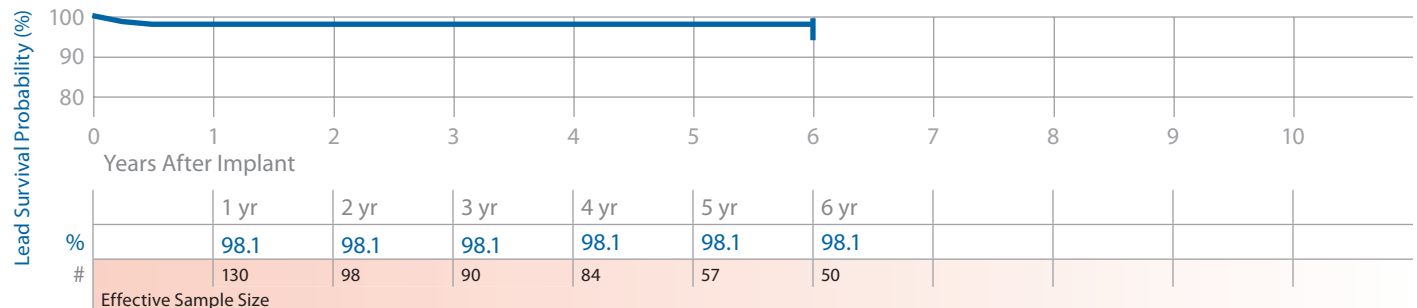
US Market Release	Jan-97	Serial Number Prefix	LCV	US Returned Product Analysis	
Registered US Implants	1,000	Type and/or Fixation	Transvenous, V or A, Screw-in	Conductor Fracture	1
Estimated Active US Implants	300	Polarity	Unipolar	Crimp/Weld/Bond	0
Advisories	None	Steroid	Yes	Insulation Breach	0
				Extrinsic	3
				Other	1

## Atrial Placement

### System Longevity Study Results

### Qualifying Complications 8 Total

Number of Leads Enrolled in Study	171	Failure to Capture	6
Cumulative Months of Follow-Up	9,583	Impedance Out of Range	1
Number of Leads Active in Study	59	Oversensing	1



# Pacing Leads continued

## 4068 CapSureFix

### Product Characteristics

US Market Release	Mar-96	Serial Number Prefix	LCE	<u>US Returned Product Analysis</u>	
Registered US Implants	124,800	Type and/or Fixation	Transvenous, V or A, Screw-in	Conductor Fracture	39
Estimated Active US Implants	42,300	Polarity	Bipolar	Crimp/Weld/Bond	0
Advisories	None	Steroid	Yes	Insulation Breach	79
				Extrinsic	405
				Other	15

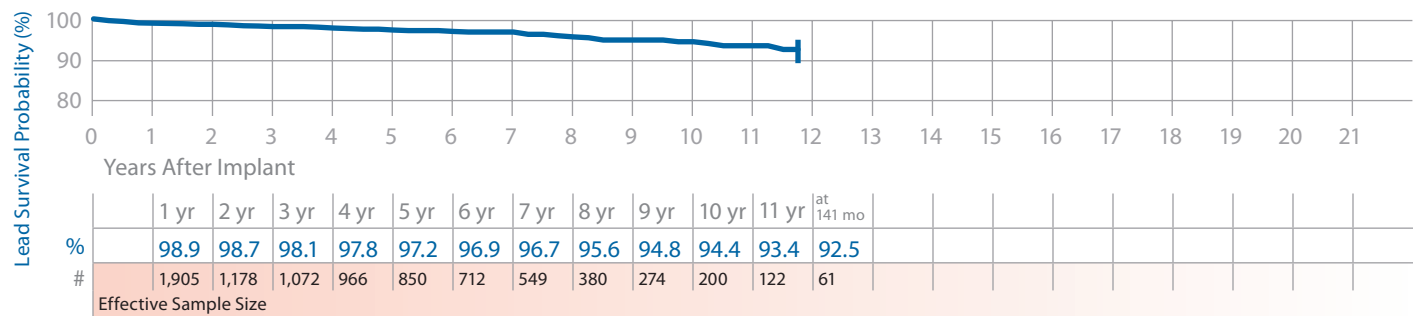
### Atrial Placement

#### System Longevity Study Results

Number of Leads Enrolled in Study	2,411
Cumulative Months of Follow-Up	117,622
Number of Leads Active in Study	536

#### Qualifying Complications

Conductor Fracture	2	Insulation (ESC)	2
Extra Cardiac Stimulation	2	Insulation (not further defined)	2
Failure to Capture	21	Lead Dislodgement	8
Failure to Sense	11	Oversensing	7
Impedance Out of Range	6	Unspecified Clinical Failure	3



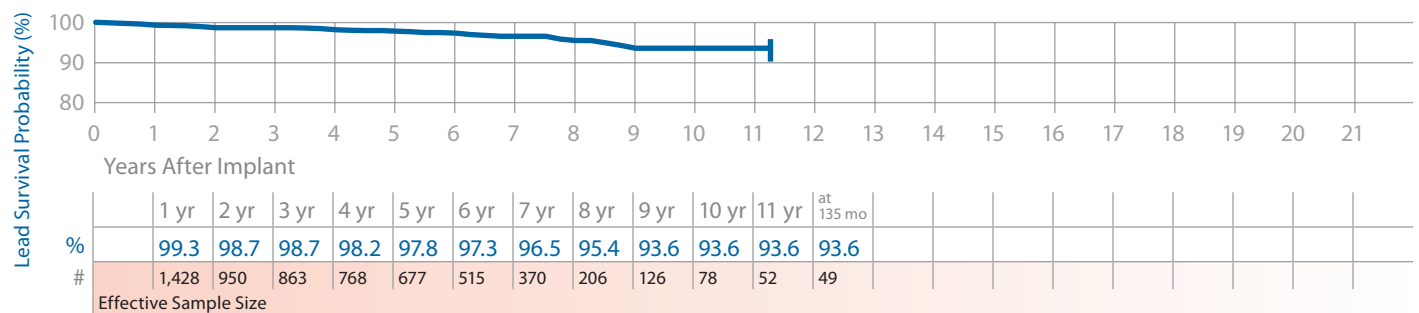
### Ventricular Placement

#### System Longevity Study Results

Number of Leads Enrolled in Study	1,799
Cumulative Months of Follow-Up	86,057
Number of Leads Active in Study	444

#### Qualifying Complications

Conductor Fracture	2	Impedance Out of Range	5
Extra Cardiac Stimulation	2	Insulation (not further defined)	1
Failure to Capture	21	Oversensing	3
Failure to Sense	3	Unspecified Clinical Failure	3



Leads

# Pacing Leads continued

## 4073 CapSure Sense

### Product Characteristics

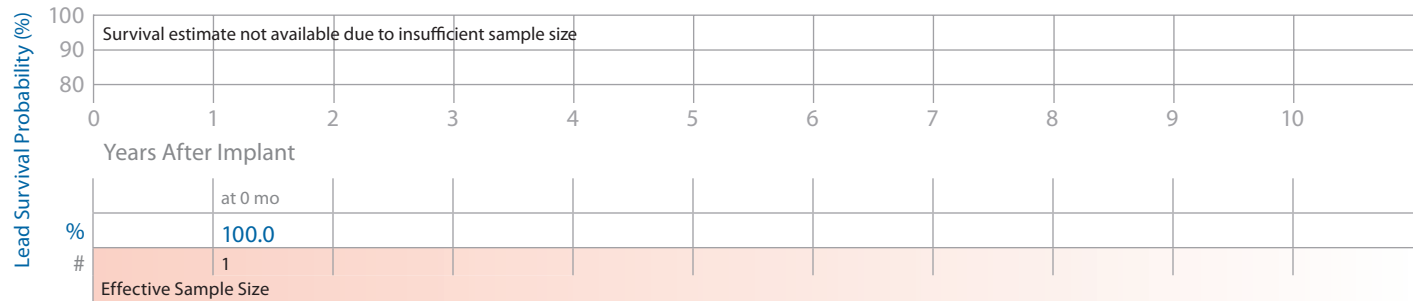
US Market Release	Jun-02	Serial Number Prefix	BBF	<u>US Returned Product Analysis</u>	
Registered US Implants	600	Type and/or Fixation	Transvenous, Vent., Tines	Conductor Fracture	0
Estimated Active US Implants	400	Polarity	Unipolar	Crimp/Weld/Bond	0
Advisories	None	Steroid	Yes	Insulation Breach	0
				Extrinsic	1
				Other	0

### Atrial Placement

#### System Longevity Study Results

Qualifying Complications 0 Total

Number of Leads Enrolled in Study	1
Cumulative Months of Follow-Up	58
Number of Leads Active in Study	1

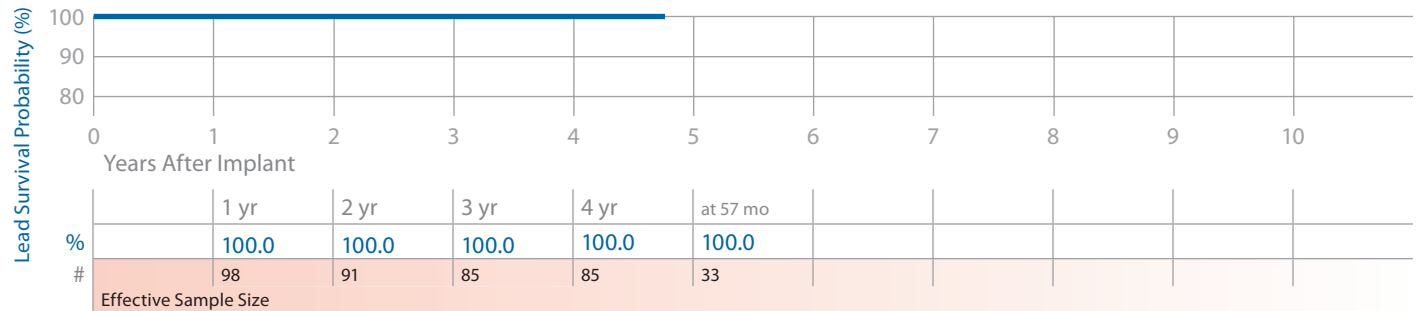


### Ventricular Placement

#### System Longevity Study Results

Qualifying Complications 0 Total

Number of Leads Enrolled in Study	101
Cumulative Months of Follow-Up	5,375
Number of Leads Active in Study	84



# Pacing Leads continued

## 4074 CapSure Sense

### Product Characteristics

US Market Release	Jun-02
Registered US Implants	67,600
Estimated Active US Implants	48,200
Advisories	None

Serial Number Prefix	BBD
Type and/or Fixation	Transvenous, Vent., Tines
Polarity	Bipolar
Steroid	Yes

### US Returned Product Analysis

Conductor Fracture	1
Crimp/Weld/Bond	1
Insulation Breach	7
Extrinsic	15
Other	3

## Ventricular Placement

### System Longevity Study Results

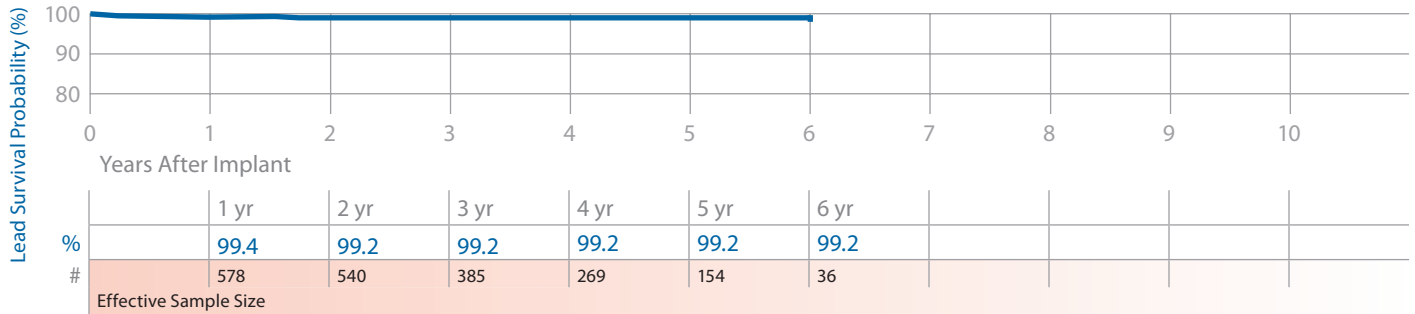
Number of Leads Enrolled in Study	626
Cumulative Months of Follow-Up	27,854
Number of Leads Active in Study	509

### Qualifying Complications

Failure to Capture	1
Failure to Sense	1
Impedance Out of Range	1

5 Total

Lead Dislodgement	2
-------------------	---



Leads

# Pacing Leads continued

## 4076 CapSureFix Novus

### Product Characteristics

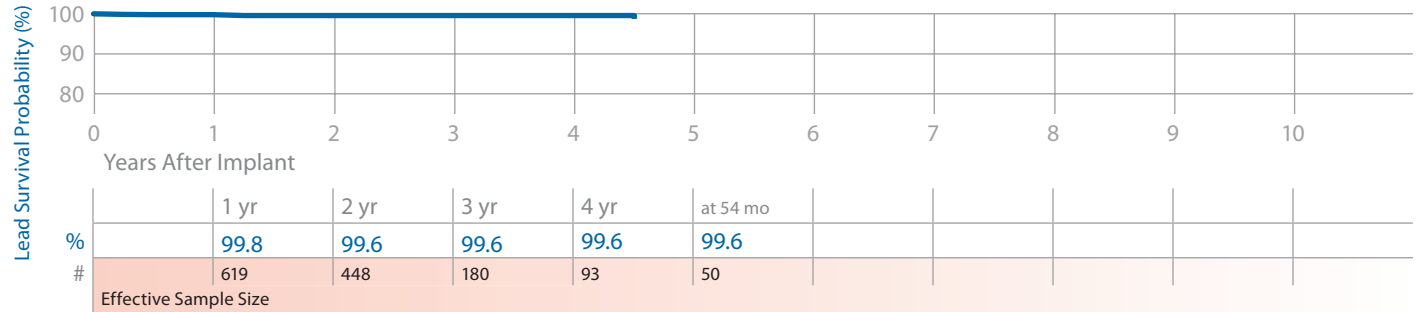
US Market Release	Feb-04	Serial Number Prefix	BBL	<u>US Returned Product Analysis</u>	
Registered US Implants	228,500	Type and/or Fixation	Transvenous, V or A, Screw-in	Conductor Fracture	7
Estimated Active US Implants	188,900	Polarity	Bipolar	Crimp/Weld/Bond	0
Advisories	None	Steroid	Yes	Insulation Breach	5
				Extrinsic	103
				Other	15

### Atrial Placement

#### System Longevity Study Results

#### Qualifying Complications 3 Total

Number of Leads Enrolled in Study	932	Failure to Capture	1
Cumulative Months of Follow-Up	22,575	Lead Dislodgement	2
Number of Leads Active in Study	785		

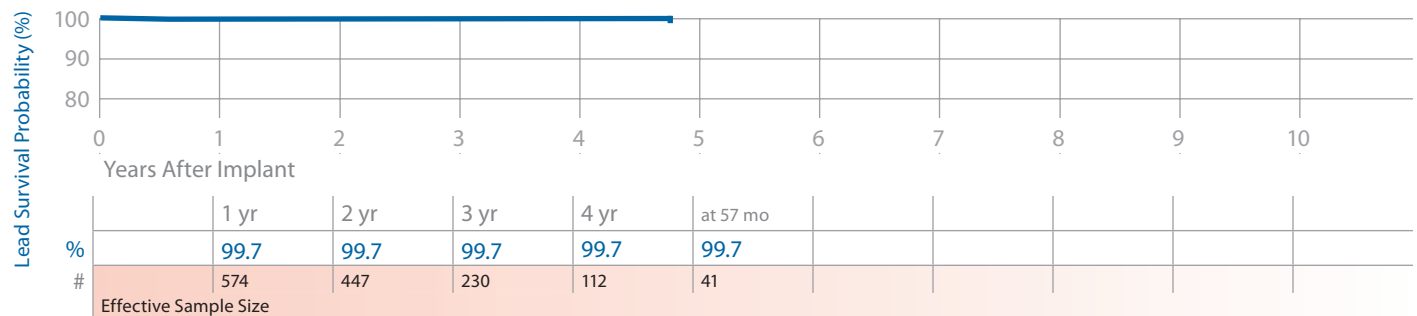


### Ventricular Placement

#### System Longevity Study Results

#### Qualifying Complications 2 Total

Number of Leads Enrolled in Study	779	Failure to Capture	2
Cumulative Months of Follow-Up	21,932		
Number of Leads Active in Study	651		



# Pacing Leads continued

## 4092 CapSure SP Novus

### Product Characteristics

US Market Release	Sep-98	Serial Number Prefix	LEP
Registered US Implants	155,300	Type and/or Fixation	Transvenous, Vent., Tines
Estimated Active US Implants	84,600	Polarity	Bipolar
Advisories	None	Steroid	Yes

### US Returned Product Analysis

Conductor Fracture	6
Crimp/Weld/Bond	0
Insulation Breach	17
Extrinsic	40
Other	6

### Ventricular Placement

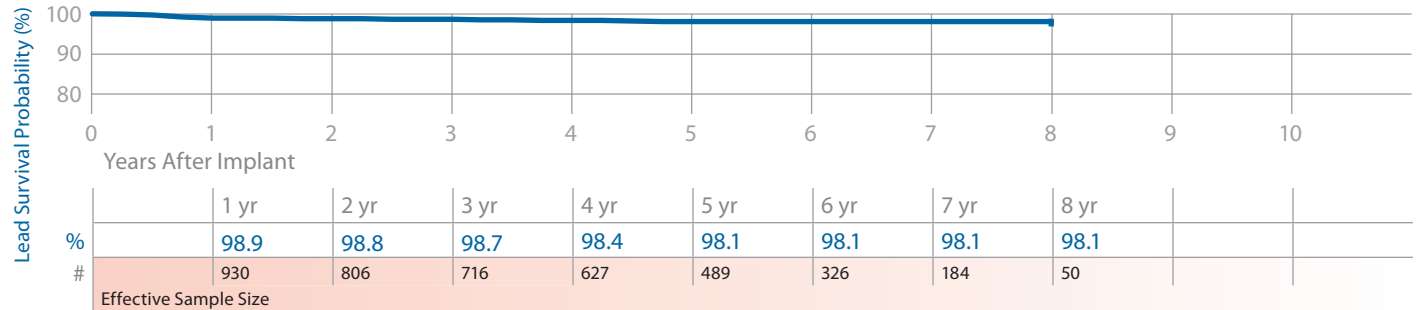
#### System Longevity Study Results

Number of Leads Enrolled in Study	1,147
Cumulative Months of Follow-Up	57,885
Number of Leads Active in Study	461

#### Qualifying Complications

Conductor Fracture	3
Extra Cardiac Stimulation	1
Failure to Capture	8

Impedance Out of Range	1
Lead Dislodgement	4



## 4504, 4504M CapSure

### Product Characteristics

US Market Release	Mar-90	Serial Number Prefix	QM or LBA
Registered US Implants	15,400	Type and/or Fixation	Transvenous, Atrial-J, Tines
Estimated Active US Implants	1,600	Polarity	Bipolar
Advisories	1	Steroid	Yes
<a href="#">See page 142</a> – 1996 Lead Survival Below Expectations			

### US Returned Product Analysis

Conductor Fracture	1
Crimp/Weld/Bond	0
Insulation Breach	170
Extrinsic	5
Other	7

### Atrial Placement

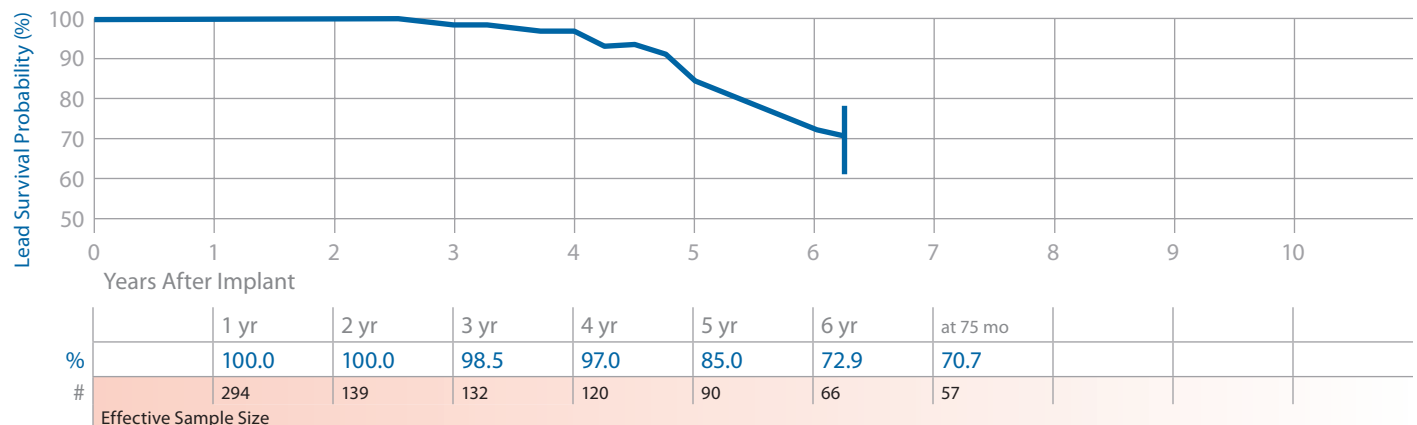
#### System Longevity Study Results

Number of Leads Enrolled in Study	368
Cumulative Months of Follow-Up	14,735
Number of Leads Active in Study	0

#### Qualifying Complications

Electrical Abandonment	3
Extra Cardiac Stimulation	1
Failure to Capture	14
Failure to Sense	16

Impedance Out of Range	9
Insulation (MIO)	1
Lead Dislodgement	1
Oversensing	3



Leads

# Pacing Leads continued

## 4523 CapSure SP

### Product Characteristics

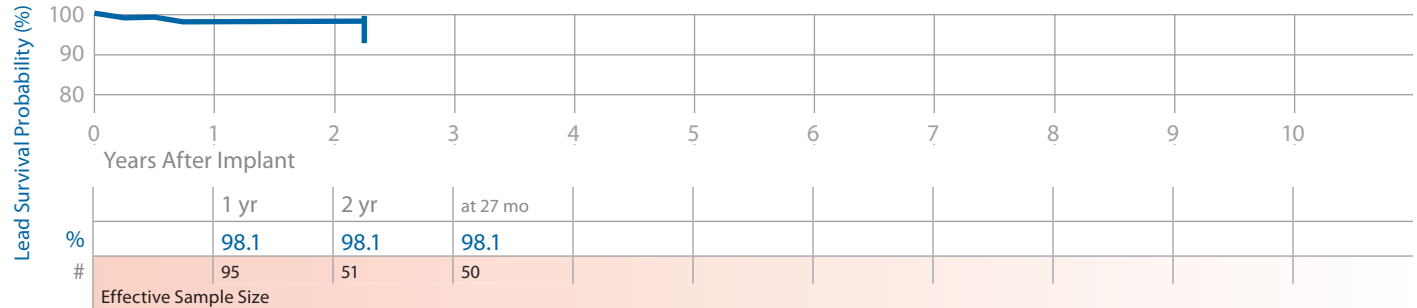
US Market Release	Aug-91	Serial Number Prefix	ZE	<b>US Returned Product Analysis</b>	
Registered US Implants	11,200	Type and/or Fixation	Transvenous, Atrial-J, Tines		
Estimated Active US Implants	3,100	Polarity	Unipolar		
Advisories	None	Steroid	Yes		
				Conductor Fracture	1
				Crimp/Weld/Bond	0
				Insulation Breach	1
				Extrinsic	5
				Other	1

### Atrial Placement

#### System Longevity Study Results

#### Qualifying Complications

Number of Leads Enrolled in Study	121	Impedance Out of Range	1
Cumulative Months of Follow-Up	6,607	Lead Dislodgement	2
Number of Leads Active in Study	13	Oversensing	1



## 4524 CapSure SP

### Product Characteristics

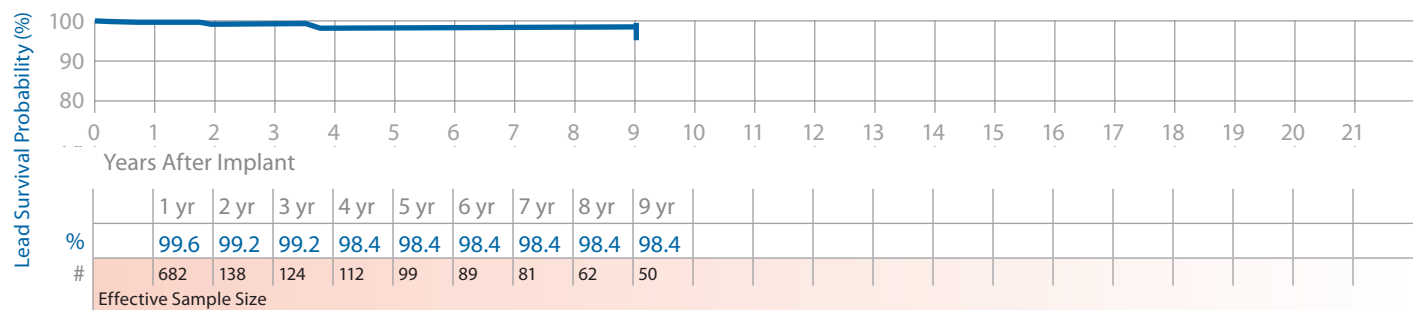
US Market Release	Oct-91	Serial Number Prefix	LAR	<b>US Returned Product Analysis</b>	
Registered US Implants	101,700	Type and/or Fixation	Transvenous, Atrial-J, Tines		
Estimated Active US Implants	31,200	Polarity	Bipolar		
Advisories	None	Steroid	Yes		
				Conductor Fracture	1
				Crimp/Weld/Bond	0
				Insulation Breach	29
				Extrinsic	48
				Other	13

### Atrial Placement

#### System Longevity Study Results

#### Qualifying Complications

Number of Leads Enrolled in Study	911	Failure to Capture	3
Cumulative Months of Follow-Up	26,457	Failure to Sense	2
Number of Leads Active in Study	53	Lead Dislodgement	1



# Pacing Leads continued

## 4533 CapSure Z

### Product Characteristics

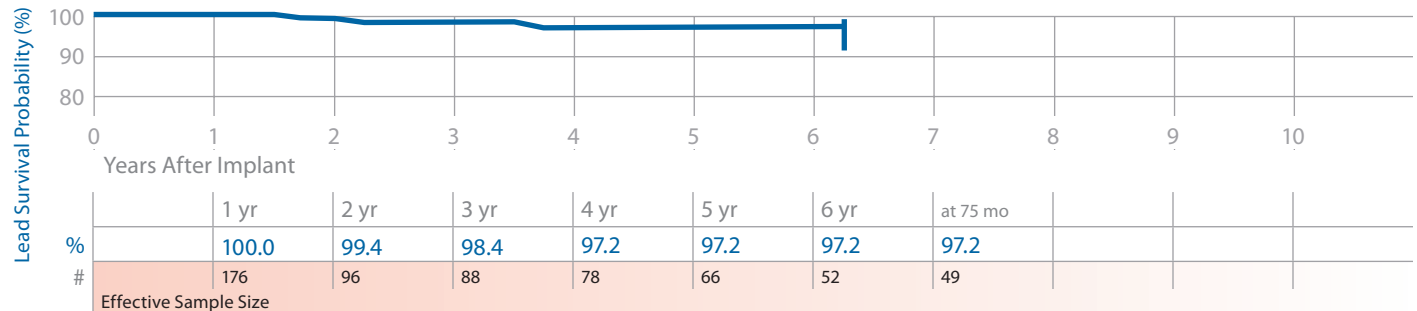
US Market Release	Not US released	Serial Number Prefix	LCB	US Returned Product Analysis	
Registered US Implants	NA	Type and/or Fixation	Transvenous, Atrial-J, Tines	Conductor Fracture	1
Estimated Active US Implants	NA	Polarity	Unipolar	Crimp/Weld/Bond	0
Advisories	None	Steroid	Yes	Insulation Breach	0
				Extrinsic	0
				Other	0

### Atrial Placement

#### System Longevity Study Results

#### Qualifying Complications 4 Total

Number of Leads Enrolled in Study	206	Failure to Capture	1	Oversensing	1
Cumulative Months of Follow-Up	9,876	Failure to Sense	1		
Number of Leads Active in Study	16	Lead Dislodgement	1		



## 4558M Screw-In

### Product Characteristics

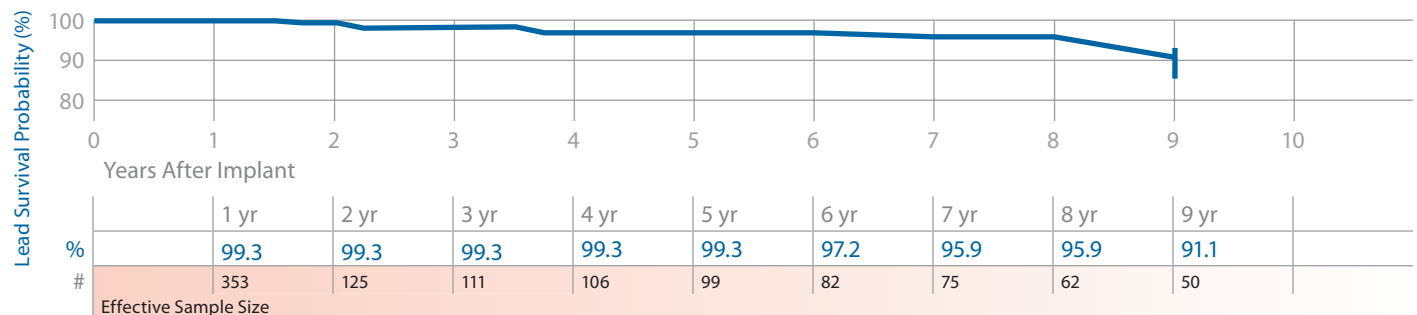
US Market Release	Nov-94	Serial Number Prefix	LDC	US Returned Product Analysis	
Registered US Implants	20,000	Type and/or Fixation	Transvenous, Atrial-J, Screw-in	Conductor Fracture	1
Estimated Active US Implants	5,200	Polarity	Bipolar	Crimp/Weld/Bond	1
Advisories	None	Steroid	No	Insulation Breach	15
				Extrinsic	110
				Other	1

### Atrial Placement

#### System Longevity Study Results

#### Qualifying Complications 12 Total

Number of Leads Enrolled in Study	539	Electrical Abandonment	1	Impedance Out of Range	2
Cumulative Months of Follow-Up	17,935	Failure to Capture	3	Insulation (not further defined)	2
Number of Leads Active in Study	23	Failure to Sense	2	Oversensing	2



Leads



# Pacing Leads continued

## 4568 CapSureFix

### Product Characteristics

US Market Release	Jan-97	Serial Number Prefix	LDD
Registered US Implants	69,700	Type and/or Fixation	Transvenous, Atrial-J, Screw-in
Estimated Active US Implants	30,700	Polarity	Bipolar
Advisories	None	Steroid	Yes

### US Returned Product Analysis

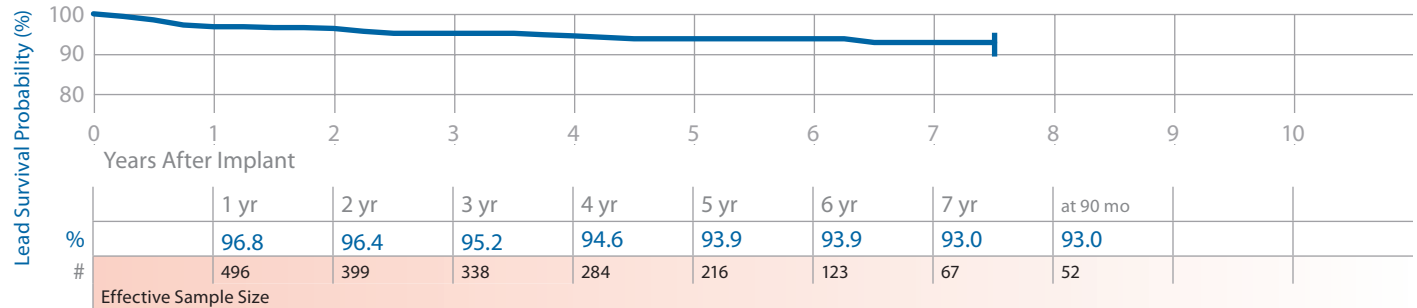
Conductor Fracture	2
Crimp/Weld/Bond	0
Insulation Breach	18
Extrinsic	198
Other	6

## Atrial Placement

### System Longevity Study Results

### Qualifying Complications 33 Total

Number of Leads Enrolled in Study	656	Failure to Capture	18	Lead Dislodgement	9
Cumulative Months of Follow-Up	28,459	Failure to Sense	3	Medical Judgment	1
Number of Leads Active in Study	195	Impedance Out of Range	2		



## 4574 CapSure Sense

### Product Characteristics

US Market Release	Jun-02	Serial Number Prefix	BBE
Registered US Implants	43,200	Type and/or Fixation	Transvenous, Atrial-J, Tines
Estimated Active US Implants	32,700	Polarity	Bipolar
Advisories	None	Steroid	Yes

### US Returned Product Analysis

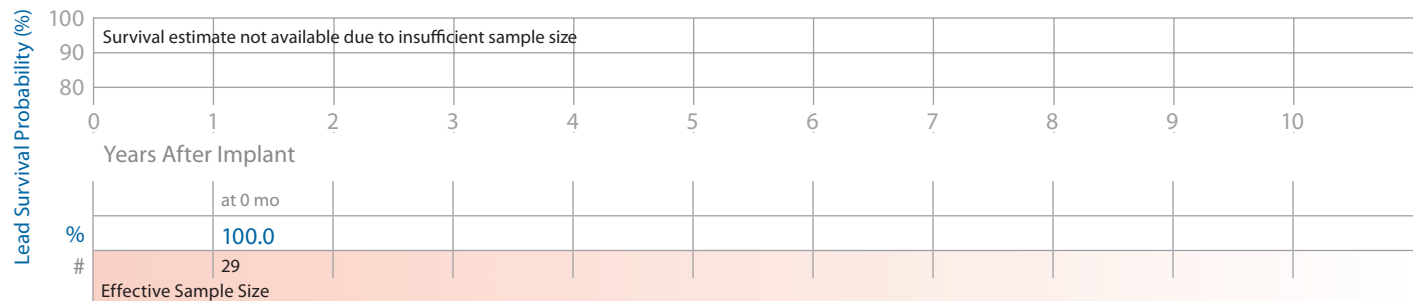
Conductor Fracture	1
Crimp/Weld/Bond	0
Insulation Breach	1
Extrinsic	8
Other	0

## Atrial Placement

### System Longevity Study Results

### Qualifying Complications 0 Total

Number of Leads Enrolled in Study	32
Cumulative Months of Follow-Up	682
Number of Leads Active in Study	28



# Pacing Leads continued

## 4592 CapSure SP Novus

### Product Characteristics

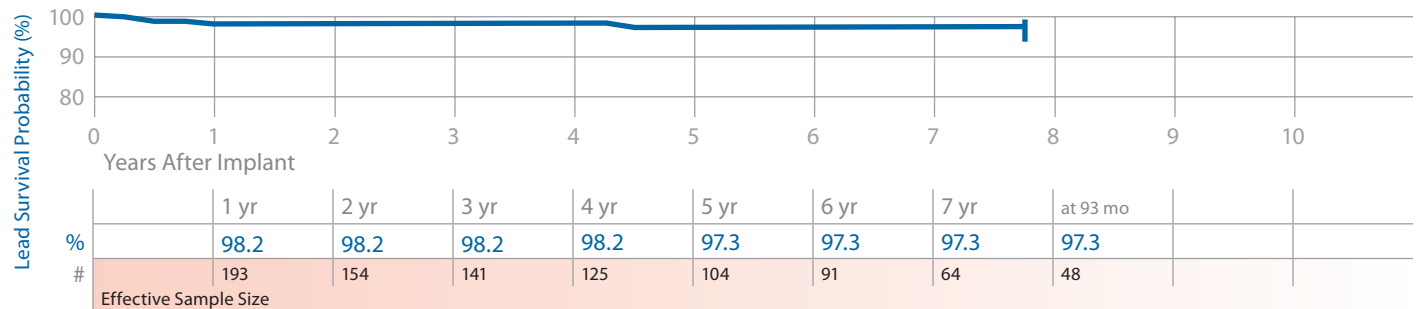
US Market Release	Oct-98	Serial Number Prefix	LER	<b>US Returned Product Analysis</b>	
Registered US Implants	76,400	Type and/or Fixation	Transvenous, Atrial-J, Tines	Conductor Fracture	3
Estimated Active US Implants	44,100	Polarity	Bipolar	Crimp/Weld/Bond	0
Advisories	None	Steroid	Yes	Insulation Breach	4
				Extrinsic	15
				Other	1

### Atrial Placement

#### System Longevity Study Results

#### Qualifying Complications

Number of Leads Enrolled in Study	283	Failure to Capture	2
Cumulative Months of Follow-Up	12,891	Failure to Sense	1
Number of Leads Active in Study	87	Lead Dislodgement	2



## 5023, 5023M CapSure SP

### Product Characteristics

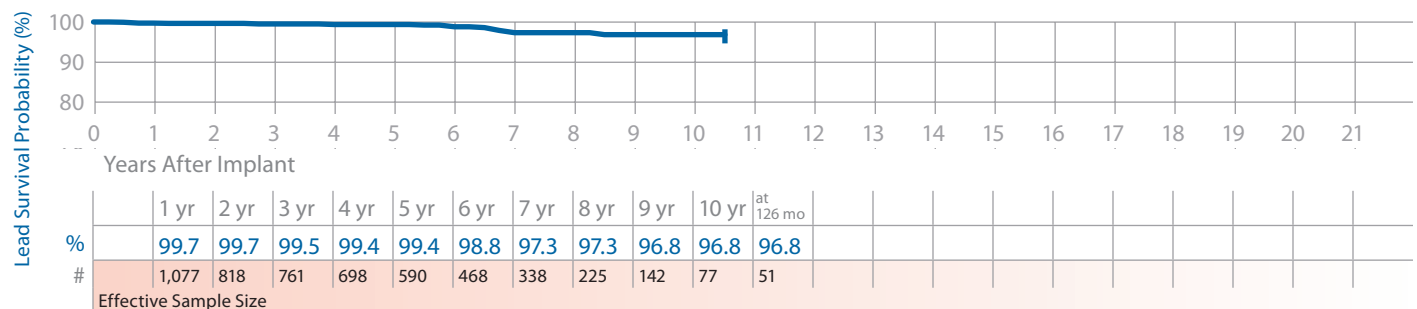
US Market Release	Nov-88	Serial Number Prefix	SX or LAS	<b>US Returned Product Analysis</b>	
Registered US Implants	9,900	Type and/or Fixation	Transvenous, Vent., Tines	Conductor Fracture	6
Estimated Active US Implants	2,200	Polarity	Unipolar	Crimp/Weld/Bond	0
Advisories	None	Steroid	Yes	Insulation Breach	1
				Extrinsic	15
				Other	0

### Ventricular Placement

#### System Longevity Study Results

#### Qualifying Complications

Number of Leads Enrolled in Study	1,354	Conductor Fracture	2	Impedance Out of Range	2
Cumulative Months of Follow-Up	72,823	Extra Cardiac Stimulation	4		
Number of Leads Active in Study	445	Failure to Capture	8		



# Pacing Leads continued

## 5024, 5024M CapSure SP

### Product Characteristics

US Market Release	Mar-90	Serial Number Prefix	SY or LAT	<u>US Returned Product Analysis</u>	
Registered US Implants	201,600	Type and/or Fixation	Transvenous, Vent., Tines	Conductor Fracture	50
Estimated Active US Implants	54,600	Polarity	Bipolar	Crimp/Weld/Bond	10
Advisories	None	Steroid	Yes	Insulation Breach	46
				Extrinsic	723
				Other	39

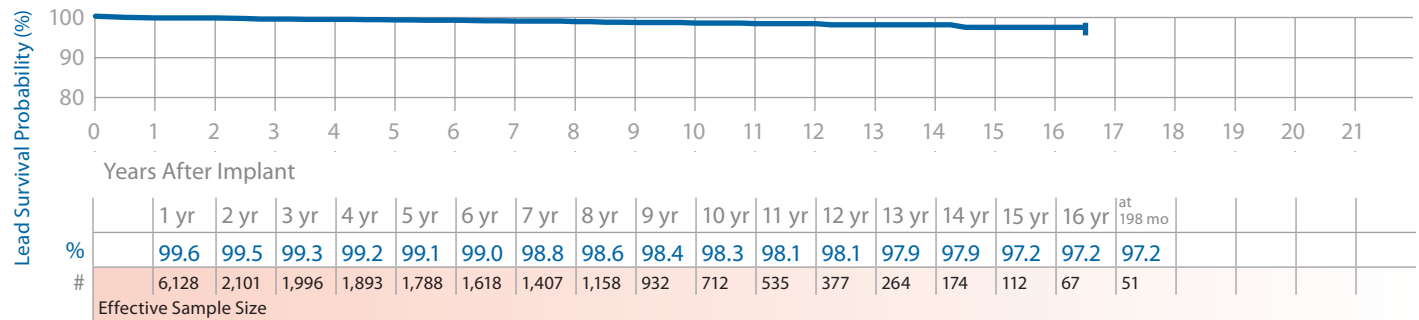
### Ventricular Placement

#### System Longevity Study Results

Number of Leads Enrolled in Study	8,154
Cumulative Months of Follow-Up	323,787
Number of Leads Active in Study	554

#### Qualifying Complications

Conductor Fracture	3	Insulation (not further defined)	5
Extra Cardiac Stimulation	2	Lead Dislodgement	5
Failure to Capture	28	Oversensing	3
Failure to Sense	2	Unspecified Clinical Failure	1
Impedance Out of Range	3	Other	1
Insulation (ESC)	1		



## 5033 CapSure Z

### Product Characteristics

US Market Release	Feb-96	Serial Number Prefix	LDK	<u>US Returned Product Analysis</u>	
Registered US Implants	2,300	Type and/or Fixation	Transvenous, Vent., Tines	Conductor Fracture	1
Estimated Active US Implants	700	Polarity	Unipolar	Crimp/Weld/Bond	0
Advisories	None	Steroid	Yes	Insulation Breach	0
				Extrinsic	6
				Other	3

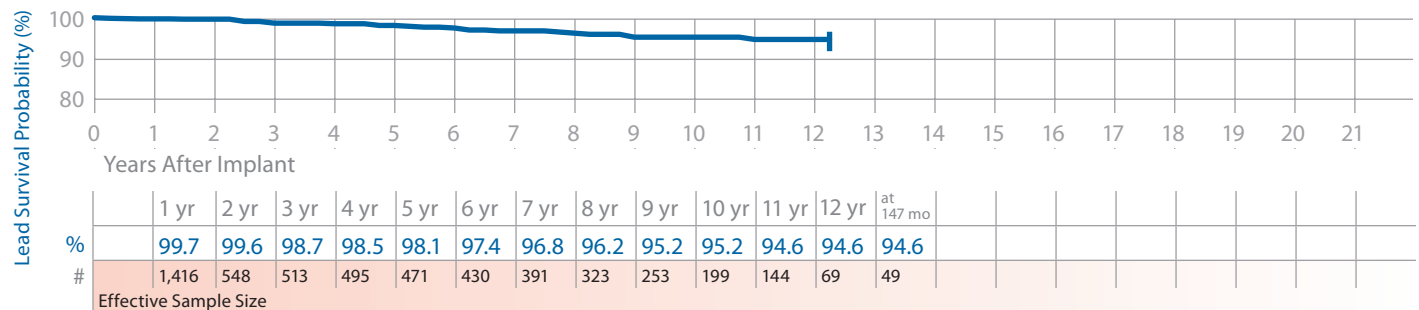
### Ventricular Placement

#### System Longevity Study Results

Number of Leads Enrolled in Study	1,899
Cumulative Months of Follow-Up	78,676
Number of Leads Active in Study	241

#### Qualifying Complications

Cardiac Perforation	1	Impedance Out of Range	4
Conductor Fracture	7	Insulation (not further defined)	1
Failure to Capture	11	Lead Dislodgement	2



# Pacing Leads continued

## 5034 CapSure Z

### Product Characteristics

US Market Release	Feb-96	Serial Number Prefix	LDF	<u>US Returned Product Analysis</u>	
Registered US Implants	56,300	Type and/or Fixation	Transvenous, Vent., Tines	Conductor Fracture	14
Estimated Active US Implants	16,500	Polarity	Bipolar	Crimp/Weld/Bond	1
Advisories	None	Steroid	Yes	Insulation Breach	14
				Extrinsic	85
				Other	13

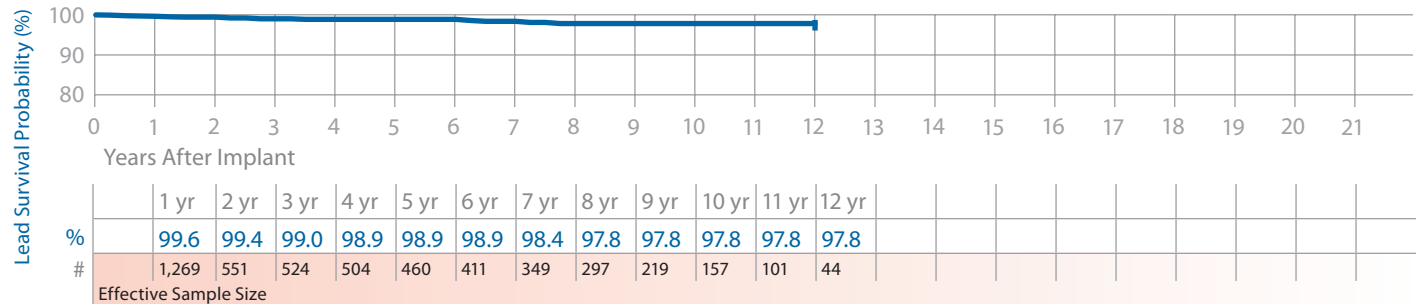
### Ventricular Placement

#### System Longevity Study Results

Number of Leads Enrolled in Study	1,595
Cumulative Months of Follow-Up	72,079
Number of Leads Active in Study	211

#### Qualifying Complications

Conductor Fracture	2	Impedance Out of Range	1
Failure to Capture	9	Lead Dislodgement	1
Failure to Sense	2		



## 5054 CapSure Z Novus

### Product Characteristics

US Market Release	Jun-98	Serial Number Prefix	LEH	<u>US Returned Product Analysis</u>	
Registered US Implants	87,300	Type and/or Fixation	Transvenous, Vent., Tines	Conductor Fracture	4
Estimated Active US Implants	45,300	Polarity	Bipolar	Crimp/Weld/Bond	1
Advisories	None	Steroid	Yes	Insulation Breach	12
				Extrinsic	44
				Other	6

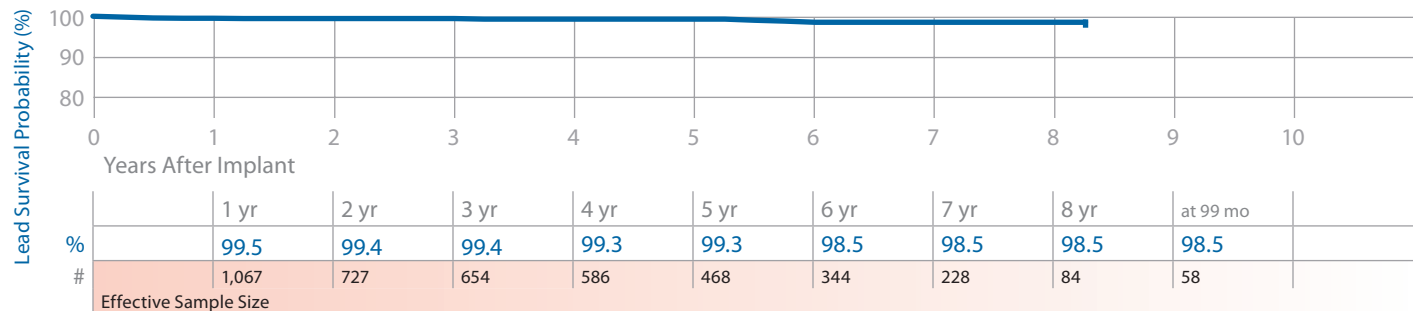
### Ventricular Placement

#### System Longevity Study Results

Number of Leads Enrolled in Study	1,393
Cumulative Months of Follow-Up	60,140
Number of Leads Active in Study	402

#### Qualifying Complications

Failure to Capture	7	Lead Dislodgement	2
Failure to Sense	1		
Impedance Out of Range	1		



# Pacing Leads continued

## 5068 CapSureFix

### Product Characteristics

US Market Release	Jan-97	Serial Number Prefix	LDJ	<b>US Returned Product Analysis</b>	
Registered US Implants	103,100	Type and/or Fixation	Transvenous, V or A, Screw-in	Conductor Fracture	32
Estimated Active US Implants	39,400	Polarity	Bipolar	Crimp/Weld/Bond	3
Advisories	None	Steroid	Yes	Insulation Breach	44
				Extrinsic	455
				Other	16

### Atrial Placement

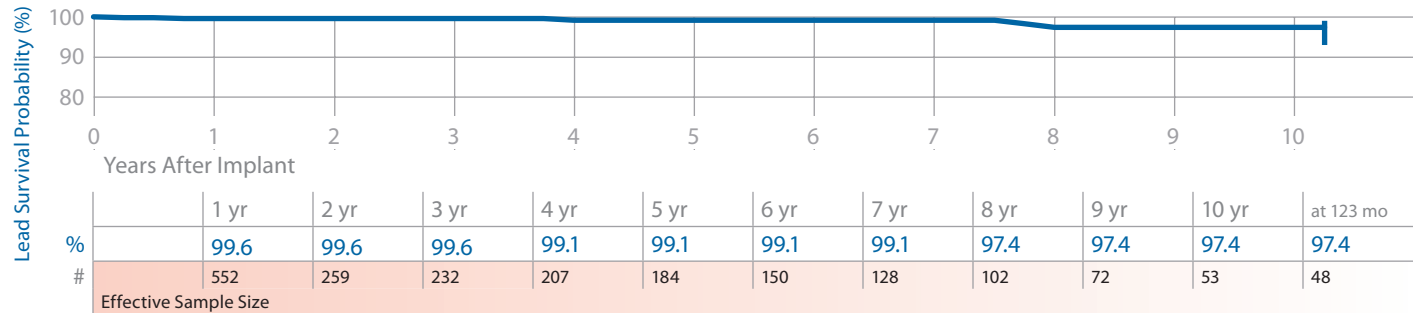
#### System Longevity Study Results

Number of Leads Enrolled in Study	967
Cumulative Months of Follow-Up	29,689
Number of Leads Active in Study	58

#### Qualifying Complications

7 Total

Failure to Capture	2	Insulation (not further defined)	1
Impedance Out of Range	2	Oversensing	1
Lead Dislodgement	1		



### Ventricular Placement

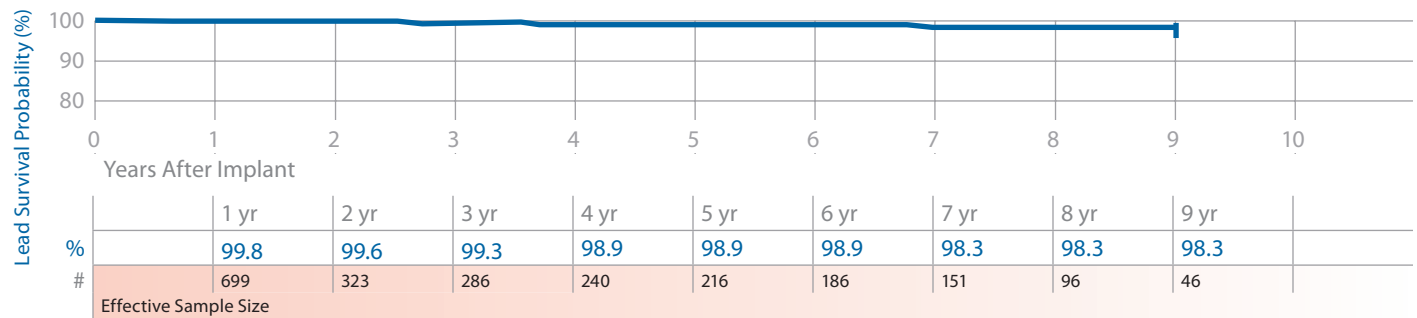
#### System Longevity Study Results

Number of Leads Enrolled in Study	1,361
Cumulative Months of Follow-Up	35,478
Number of Leads Active in Study	108

#### Qualifying Complications

6 Total

Conductor Fracture	1	Lead Dislodgement	1
Failure to Capture	3		
Insulation (not further defined)	1		



# Pacing Leads continued

## 5072 SureFix

### Product Characteristics

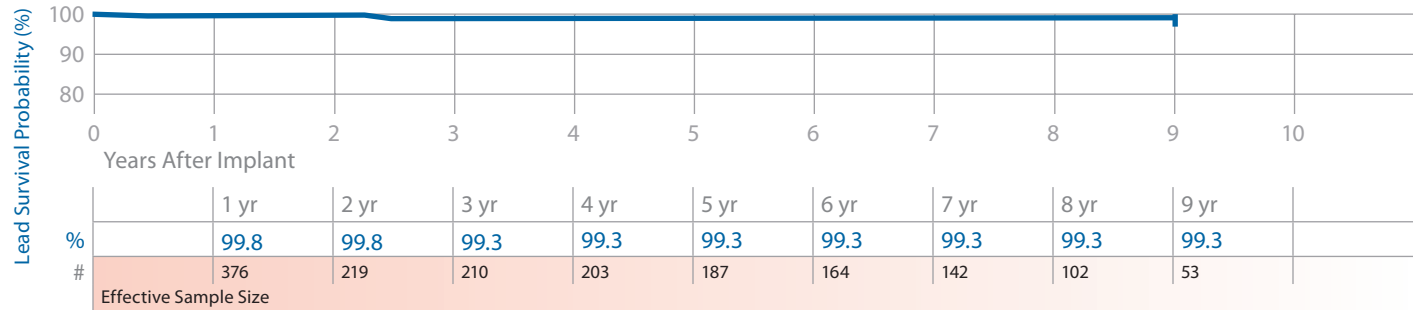
US Market Release	Jun-98	Serial Number Prefix	LEM	<b>US Returned Product Analysis</b>	
Registered US Implants	9,000	Type and/or Fixation	Transvenous, V or A, Screw-in	Conductor Fracture	2
Estimated Active US Implants	4,500	Polarity	Bipolar	Crimp/Weld/Bond	0
Advisories	None	Steroid	Yes	Insulation Breach	3
				Extrinsic	28
				Other	1

## Atrial Placement

### System Longevity Study Results

### Qualifying Complications 2 Total

Number of Leads Enrolled in Study	508	Cardiac Perforation	1
Cumulative Months of Follow-Up	24,134	Failure to Capture	1
Number of Leads Active in Study	118		



Leads

# Pacing Leads continued

## 5076 CapSureFix Novus

### Product Characteristics

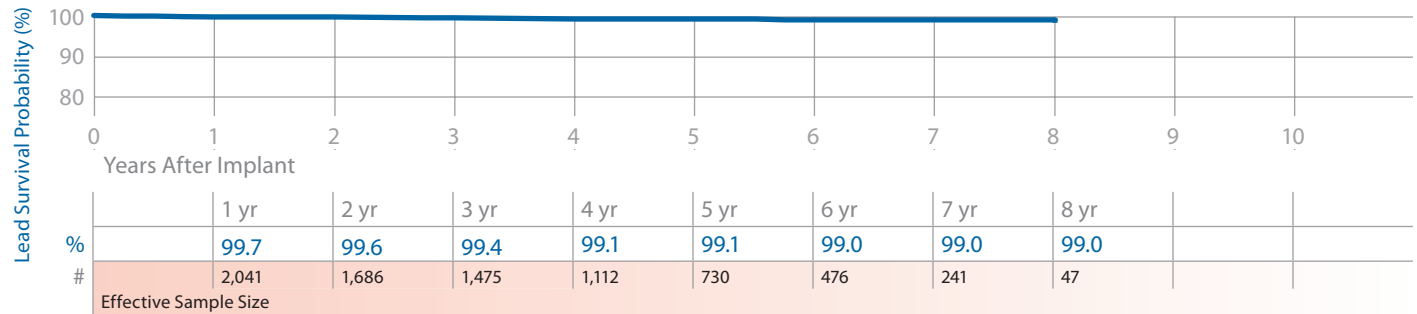
US Market Release	Aug-00	Serial Number Prefix	PJN	<u>US Returned Product Analysis</u>	
Registered US Implants	1,098,200	Type and/or Fixation	Transvenous, V or A, Screw-in	Conductor Fracture	158
Estimated Active US Implants	772,600	Polarity	Bipolar	Crimp/Weld/Bond	0
Advisories	None	Steroid	Yes	Insulation Breach	153
				Extrinsic	1,009
				Other	132

### Atrial Placement

#### System Longevity Study Results

#### Qualifying Complications 17 Total

Number of Leads Enrolled in Study	2,691	Cardiac Perforation	1	Impedance Out of Range	2
Cumulative Months of Follow-Up	112,052	Conductor Fracture	1	Insulation (not further defined)	1
Number of Leads Active in Study	1,115	Extra Cardiac Stimulation	2	Lead Dislodgement	4
		Failure to Capture	5	Oversensing	1

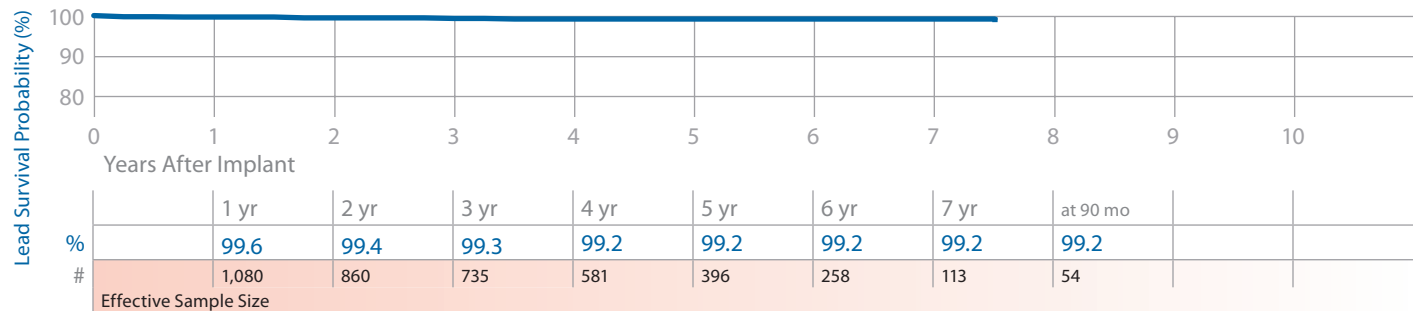


### Ventricular Placement

#### System Longevity Study Results

#### Qualifying Complications 9 Total

Number of Leads Enrolled in Study	1,525	Cardiac Perforation	1	Failure to Sense	1
Cumulative Months of Follow-Up	58,604	Conductor Fracture	1	Impedance Out of Range	1
Number of Leads Active in Study	513	Failure to Capture	3	Lead Dislodgement	2



# Pacing Leads continued

## 5092 CapSure SP Novus

### Product Characteristics

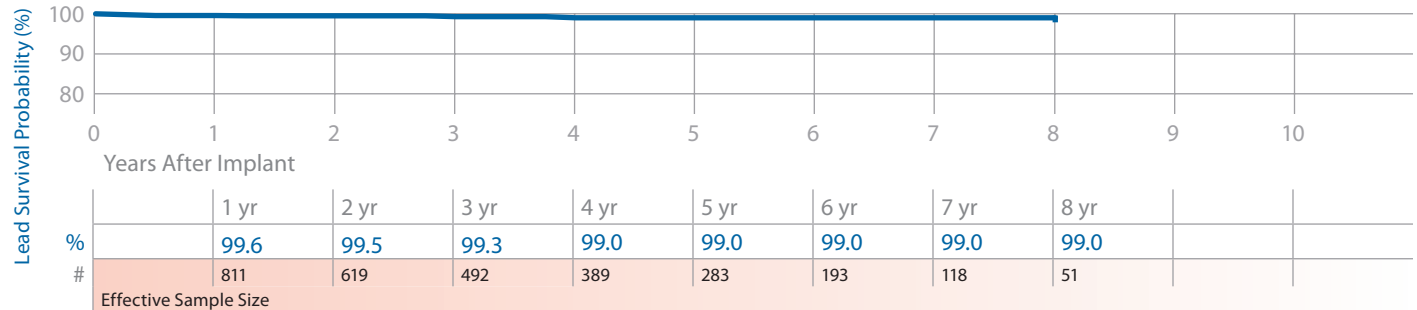
US Market Release	Jun-98	Serial Number Prefix	LET	<u>US Returned Product Analysis</u>	
Registered US Implants	115,400	Type and/or Fixation	Transvenous, Vent., Tines	Conductor Fracture	4
Estimated Active US Implants	62,800	Polarity	Bipolar	Crimp/Weld/Bond	0
Advisories	None	Steroid	Yes	Insulation Breach	27
				Extrinsic	50
				Other	12

### Ventricular Placement

#### System Longevity Study Results

#### Qualifying Complications 7 Total

Number of Leads Enrolled in Study	1,171	Extra Cardiac Stimulation	1
Cumulative Months of Follow-Up	43,070	Failure to Capture	1
Number of Leads Active in Study	206	Lead Dislodgement	5



## 5524, 5524M CapSure SP

### Product Characteristics

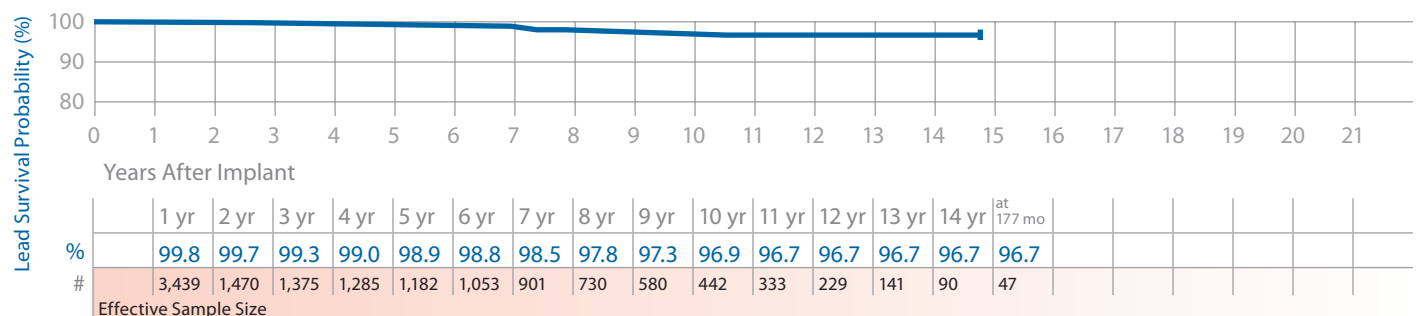
US Market Release	Mar-90	Serial Number Prefix	XV or LAV	<u>US Returned Product Analysis</u>	
Registered US Implants	60,600	Type and/or Fixation	Transvenous, Atrial-J, Tines	Conductor Fracture	10
Estimated Active US Implants	20,500	Polarity	Bipolar	Crimp/Weld/Bond	2
Advisories	None	Steroid	Yes	Insulation Breach	12
				Extrinsic	66
				Other	8

### Atrial Placement

#### System Longevity Study Results

#### Qualifying Complications 40 Total

Number of Leads Enrolled in Study	4,497	Conductor Fracture	2	Insulation (not further defined)	2
Cumulative Months of Follow-Up	196,378	Failure to Capture	22	Lead Dislodgement	4
Number of Leads Active in Study	476	Failure to Sense	4	Oversensing	4
		Impedance Out of Range	1	Other	1





# Pacing Leads continued

## 5534 CapSure Z

### Product Characteristics

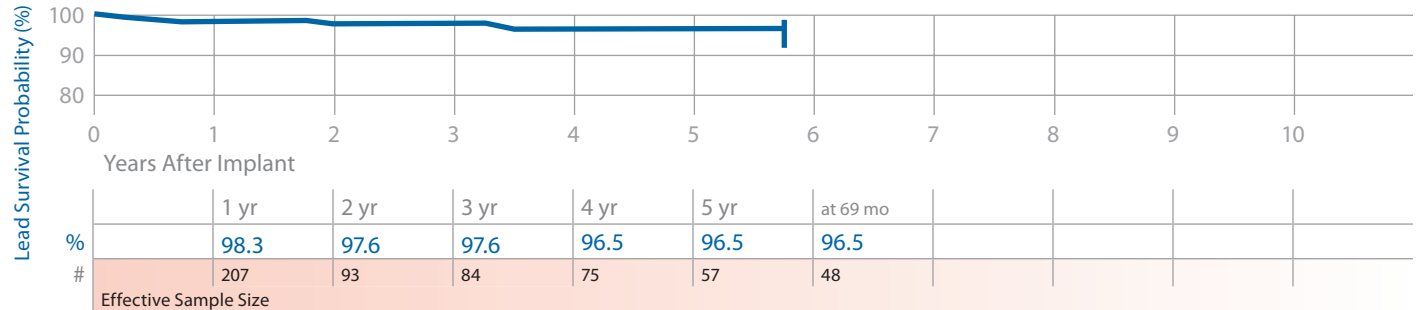
US Market Release	Feb-96	Serial Number Prefix	LDG	<u>US Returned Product Analysis</u>	
Registered US Implants	26,300	Type and/or Fixation	Transvenous, Atrial-J, Tines	Conductor Fracture	3
Estimated Active US Implants	9,000	Polarity	Bipolar	Crimp/Weld/Bond	0
Advisories	None	Steroid	Yes	Insulation Breach	5
				Extrinsic	29
				Other	5

### Atrial Placement

#### System Longevity Study Results

#### Qualifying Complications

Number of Leads Enrolled in Study	264	Failure to Capture	5	Total
Cumulative Months of Follow-Up	10,688	Impedance Out of Range	1	
Number of Leads Active in Study	19			



## 5554 CapSure Z Novus

### Product Characteristics

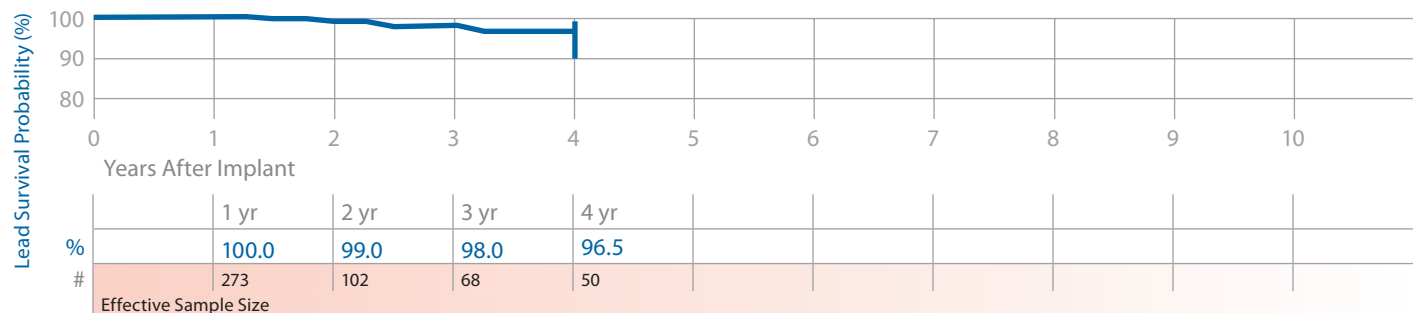
US Market Release	Jun-98	Serial Number Prefix	LEJ	<u>US Returned Product Analysis</u>	
Registered US Implants	56,000	Type and/or Fixation	Transvenous, Atrial-J, Tines	Conductor Fracture	5
Estimated Active US Implants	31,800	Polarity	Bipolar	Crimp/Weld/Bond	0
Advisories	None	Steroid	Yes	Insulation Breach	10
				Extrinsic	8
				Other	4

### Atrial Placement

#### System Longevity Study Results

#### Qualifying Complications

Number of Leads Enrolled in Study	344	Failure to Capture	1	Oversensing	1
Cumulative Months of Follow-Up	9,803	Impedance Out of Range	1		
Number of Leads Active in Study	50	Lead Dislodgement	1		



# Pacing Leads continued

## 5568 CapSureFix

### Product Characteristics

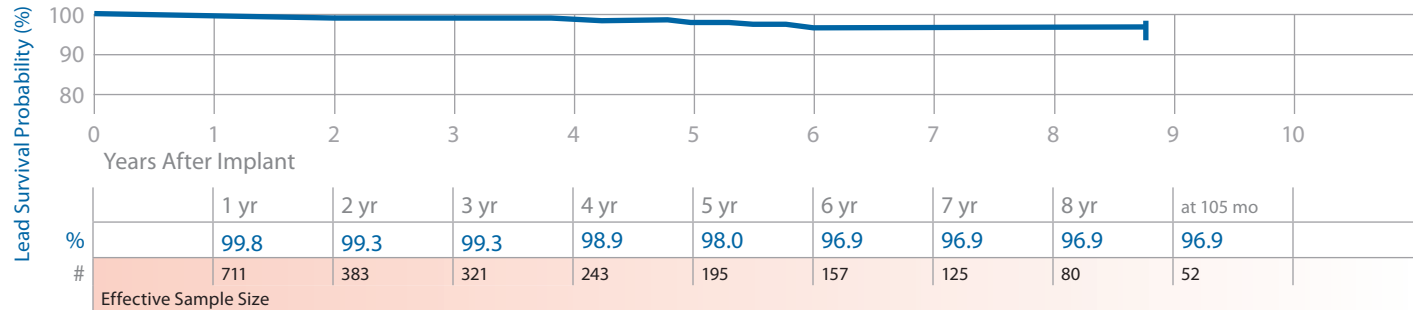
US Market Release	Jan-97	Serial Number Prefix	LDN	<b>US Returned Product Analysis</b>	
Registered US Implants	73,900	Type and/or Fixation	Transvenous, Atrial-J, Screw-in	Conductor Fracture	6
Estimated Active US Implants	47,100	Polarity	Bipolar	Crimp/Weld/Bond	0
Advisories	None	Steroid	Yes	Insulation Breach	12
				Extrinsic	274
				Other	14

### Atrial Placement

#### System Longevity Study Results

#### Qualifying Complications

Number of Leads Enrolled in Study	1,051	Conductor Fracture	1	Lead Dislodgement	1
Cumulative Months of Follow-Up	34,919	Failure to Capture	5	Oversensing	1
Number of Leads Active in Study	191	Failure to Sense	2		



Leads

## 5592 CapSure SP Novus

### Product Characteristics

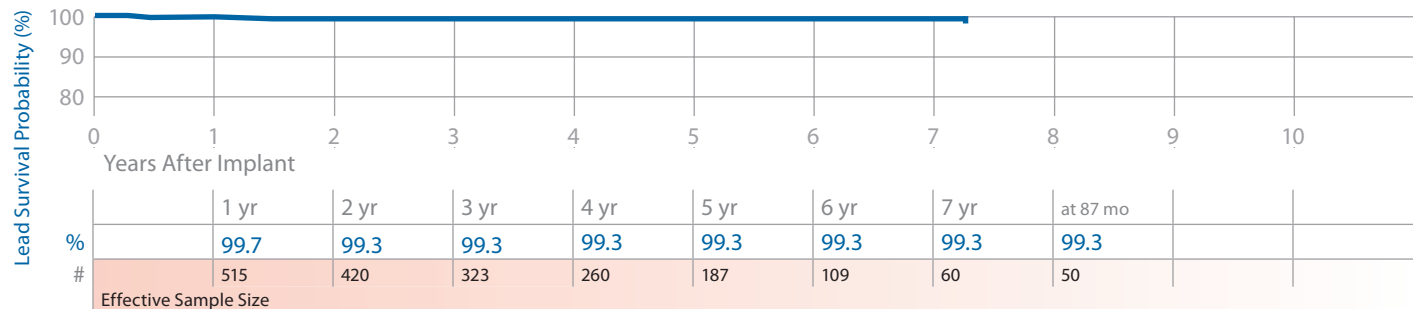
US Market Release	Jun-98	Serial Number Prefix	LEU	<b>US Returned Product Analysis</b>	
Registered US Implants	28,900	Type and/or Fixation	Transvenous, Atrial-J, Tines	Conductor Fracture	1
Estimated Active US Implants	18,600	Polarity	Bipolar	Crimp/Weld/Bond	0
Advisories	None	Steroid	Yes	Insulation Breach	3
				Extrinsic	6
				Other	0

### Atrial Placement

#### System Longevity Study Results

#### Qualifying Complications

Number of Leads Enrolled in Study	669	Failure to Capture	2
Cumulative Months of Follow-Up	27,220	Lead Dislodgement	2
Number of Leads Active in Study	165		



# Pacing Leads continued

## 5594 CapSure SP Novus

### Product Characteristics

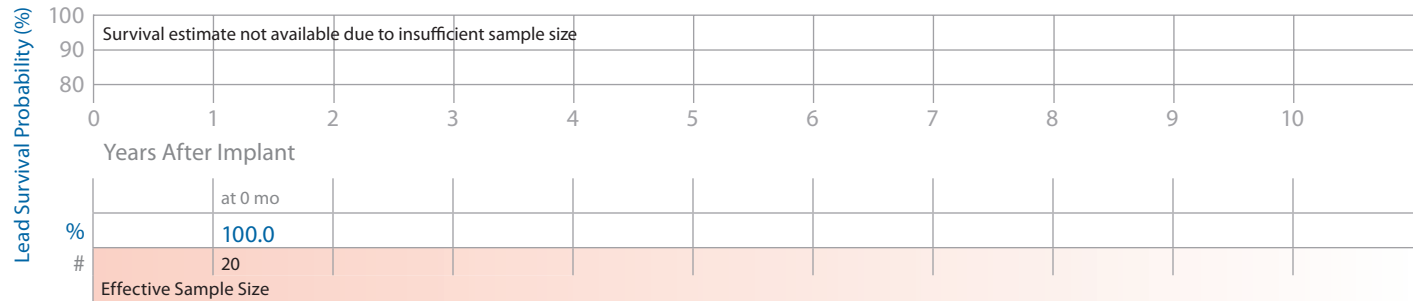
US Market Release	Jun-01	Serial Number Prefix	LFD	<b>US Returned Product Analysis</b>	
Registered US Implants	11,700	Type and/or Fixation	Transvenous, Atrial-J, Tines	Conductor Fracture	2
Estimated Active US Implants	8,600	Polarity	Bipolar	Crimp/Weld/Bond	0
Advisories	None	Steroid	Yes	Insulation Breach	2
				Extrinsic	1
				Other	0

### Atrial Placement

#### System Longevity Study Results

#### Qualifying Complications 0 Total

Number of Leads Enrolled in Study	20
Cumulative Months of Follow-Up	1,265
Number of Leads Active in Study	13



## 6940 CapSureFix

### Product Characteristics

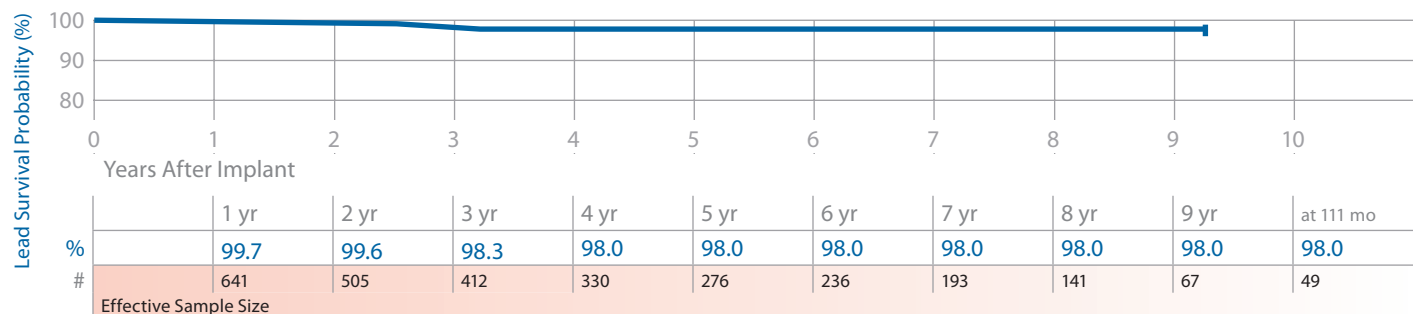
US Market Release	Oct-98	Serial Number Prefix	TCP	<b>US Returned Product Analysis</b>	
Registered US Implants	25,500	Type and/or Fixation	Transvenous, A or V, Screw-in	Conductor Fracture	9
Estimated Active US Implants	9,800	Polarity	Bipolar	Crimp/Weld/Bond	0
Advisories	None	Steroid	Yes	Insulation Breach	13
				Extrinsic	115
				Other	4

### Atrial Placement

#### System Longevity Study Results

#### Qualifying Complications 11 Total

Number of Leads Enrolled in Study	816	Conductor Fracture	1	Oversensing	6
Cumulative Months of Follow-Up	39,504	Failure to Sense	3		
Number of Leads Active in Study	124	Lead Dislodgement	1		



# Pacing Leads continued

## Lead Survival Summary (95% Confidence Interval)

Model Number	Family	Chamber	US Market Release	Leads Enrolled	Leads Active in Study	Qualifying Complications	Cumulative Months of Follow-Up in Study	Device Survival Probability (%)																		
								Years After Implant																		
								1 yr	2 yr	3 yr	4 yr	5 yr	6 yr	7 yr	8 yr	10 yr	12 yr	14 yr	16 yr	18 yr	20 yr					
<b>3830</b>	SelectSecure	Atrial	Aug-05	198	122	1	6,707	99.5 +0.4/-3.2	99.5 +0.4/-3.2	99.5 +0.4/-3.2	99.5 +0.4/-3.2	99.5 +0.4/-3.2	99.5 +0.4/-3.2	99.5 +0.4/-3.2	99.5 +0.4/-3.2	99.5 +0.4/-3.2	99.5 +0.4/-3.2	99.5 +0.4/-3.2	99.5 +0.4/-3.2	99.5 +0.4/-3.2	99.5 +0.4/-3.2	99.5 +0.4/-3.2	99.5 +0.4/-3.2	99.5 +0.4/-3.2		
<b>3830</b>	SelectSecure	Vent	Aug-05	167	95	0	6,399	100.0	100.0	100.0	100.0	100.0	100.0	100.0	100.0	100.0	100.0	100.0	100.0	100.0	100.0	100.0	100.0	100.0		
<b>4023</b>	CapSure SP	Vent	Aug-91	1,158	330	21	65,166	99.8 +0.2/-0.6	99.2 +0.4/-0.9	98.6 +0.6/-1.2	98.4 +0.7/-1.3	98.4 +0.7/-1.3	98.4 +0.7/-1.3	98.4 +0.7/-1.3	98.0 +0.8/-1.4	97.0 +1.1/-1.8	96.7 +1.3/-1.9	96.2 +1.5/-2.3	95.3 +2.0/-3.2	95.3 +2.0/-3.2	95.3 +2.0/-3.2	95.3 +2.0/-3.2	95.3 +2.0/-3.2	95.3 +2.0/-3.2	95.3 +2.0/-3.2	
<b>4024</b>	CapSure SP	Vent	Oct-91	1,215	21	4	29,879	99.9 +0.1/-0.5	99.8 +0.1/-0.7	99.8 +0.1/-0.7	99.8 +0.1/-0.7	99.8 +0.1/-0.7	99.8 +0.1/-0.7	99.8 +0.1/-0.7	99.8 +0.1/-0.7	99.8 +0.1/-0.7	99.8 +0.1/-0.7	99.8 +0.1/-0.7	99.8 +0.1/-0.7	99.8 +0.1/-0.7	99.8 +0.1/-0.7	99.8 +0.1/-0.7	99.8 +0.1/-0.7	99.8 +0.1/-0.7	99.8 +0.1/-0.7	
<b>4033</b>	CapSure Z	Vent	Not US released	539	39	10	22,063	99.4 +0.4/-1.4	99.4 +0.4/-1.4	98.1 +1.2/-3.0	97.5 +1.5/-3.5	96.8 +1.8/-3.9	96.8 +1.8/-3.9	96.0 +2.1/-4.5	96.0 +2.1/-4.5	96.0 +2.1/-4.5	94.8 +2.7/-5.5	93.3 +3.4/-6.7	93.3 +3.4/-6.7	93.3 +3.4/-6.7	93.3 +3.4/-6.7	93.3 +3.4/-6.7	93.3 +3.4/-6.7	93.3 +3.4/-6.7	93.3 +3.4/-6.7	93.3 +3.4/-6.7
<b>4067</b>	CapSureFix	Atrial	Jan-97	171	59	8	9,583	98.1 +1.3/-3.9	98.1 +1.3/-3.9	98.1 +1.3/-3.9	98.1 +1.3/-3.9	98.1 +1.3/-3.9	98.1 +1.3/-3.9	98.1 +1.3/-3.9	98.1 +1.3/-3.9	98.1 +1.3/-3.9	98.1 +1.3/-3.9	98.1 +1.3/-3.9	98.1 +1.3/-3.9	98.1 +1.3/-3.9	98.1 +1.3/-3.9	98.1 +1.3/-3.9	98.1 +1.3/-3.9	98.1 +1.3/-3.9	98.1 +1.3/-3.9	
<b>4068</b>	CapSureFix	Atrial	Mar-96	2,411	536	64	117,622	98.9 +0.4/-0.5	98.7 +0.4/-0.6	98.1 +0.5/-0.8	97.8 +0.6/-0.9	97.2 +0.8/-1.0	97.2 +0.8/-1.0	96.9 +0.8/-1.1	96.9 +0.8/-1.1	96.7 +0.9/-1.1	95.6 +1.1/-1.6	94.4 +1.5/-2.1	92.5 +2.3/-3.5	92.5 +2.3/-3.5	92.5 +2.3/-3.5	92.5 +2.3/-3.5	92.5 +2.3/-3.5	92.5 +2.3/-3.5	92.5 +2.3/-3.5	92.5 +2.3/-3.5
<b>4068</b>	CapSureFix	Vent	Mar-96	1,799	444	40	86,057	99.3 +0.3/-0.6	98.7 +0.5/-0.8	98.7 +0.5/-0.8	98.2 +0.6/-1.0	97.8 +0.7/-1.1	97.8 +0.7/-1.1	97.8 +0.7/-1.1	97.3 +0.9/-1.2	96.5 +1.1/-1.6	95.4 +1.5/-2.1	93.6 +2.2/-3.3	93.6 +2.2/-3.3	93.6 +2.2/-3.3	93.6 +2.2/-3.3	93.6 +2.2/-3.3	93.6 +2.2/-3.3	93.6 +2.2/-3.3	93.6 +2.2/-3.3	93.6 +2.2/-3.3
<b>4073</b>	CapSure Sense	Atrial	Jun-02	1	1	0	58	100.0 at 0 mo	100.0	100.0	100.0	100.0	100.0	100.0	100.0	100.0	100.0	100.0	100.0	100.0	100.0	100.0	100.0	100.0	100.0	100.0
<b>4073</b>	CapSure Sense	Vent	Jun-02	101	84	0	5,375	100.0	100.0	100.0	100.0	100.0	100.0	100.0	100.0	100.0	100.0	100.0	100.0	100.0	100.0	100.0	100.0	100.0	100.0	100.0
<b>4074</b>	CapSure Sense	Vent	Jun-02	626	509	5	27,854	99.4 +0.4/-1.1	99.2 +0.5/-1.2	99.2 +0.5/-1.2	99.2 +0.5/-1.2	99.2 +0.5/-1.2	99.2 +0.5/-1.2	99.2 +0.5/-1.2	99.2 +0.5/-1.2	99.2 +0.5/-1.2	99.2 +0.5/-1.2	99.2 +0.5/-1.2	99.2 +0.5/-1.2	99.2 +0.5/-1.2	99.2 +0.5/-1.2	99.2 +0.5/-1.2	99.2 +0.5/-1.2	99.2 +0.5/-1.2	99.2 +0.5/-1.2	99.2 +0.5/-1.2
<b>4076</b>	CapSureFix Novus	Atrial	Feb-04	932	785	3	22,575	99.8 +0.1/-0.7	99.6 +0.3/-0.8	99.6 +0.3/-0.8	99.6 +0.3/-0.8	99.6 +0.3/-0.8	99.6 +0.3/-0.8	99.6 +0.3/-0.8	99.6 +0.3/-0.8	99.6 +0.3/-0.8	99.6 +0.3/-0.8	99.6 +0.3/-0.8	99.6 +0.3/-0.8	99.6 +0.3/-0.8	99.6 +0.3/-0.8	99.6 +0.3/-0.8	99.6 +0.3/-0.8	99.6 +0.3/-0.8	99.6 +0.3/-0.8	99.6 +0.3/-0.8
<b>4076</b>	CapSureFix Novus	Vent	Feb-04	779	651	2	21,932	99.7 +0.2/-0.8	99.7 +0.2/-0.8	99.7 +0.2/-0.8	99.7 +0.2/-0.8	99.7 +0.2/-0.8	99.7 +0.2/-0.8	99.7 +0.2/-0.8	99.7 +0.2/-0.8	99.7 +0.2/-0.8	99.7 +0.2/-0.8	99.7 +0.2/-0.8	99.7 +0.2/-0.8	99.7 +0.2/-0.8	99.7 +0.2/-0.8	99.7 +0.2/-0.8	99.7 +0.2/-0.8	99.7 +0.2/-0.8	99.7 +0.2/-0.8	99.7 +0.2/-0.8
<b>4092</b>	CapSure SP Novus	Vent	Sep-98	1,147	461	17	57,885	98.9 +0.5/-0.8	98.8 +0.5/-0.9	98.7 +0.5/-1.0	98.4 +0.6/-1.1	98.4 +0.6/-1.1	98.4 +0.6/-1.1	98.1 +0.7/-1.2	98.1 +0.7/-1.2	98.1 +0.7/-1.2	98.1 +0.7/-1.2	98.1 +0.7/-1.2	98.1 +0.7/-1.2	98.1 +0.7/-1.2	98.1 +0.7/-1.2	98.1 +0.7/-1.2	98.1 +0.7/-1.2	98.1 +0.7/-1.2	98.1 +0.7/-1.2	98.1 +0.7/-1.2
<b>4504, 4504M</b>	CapSure	Atrial	Mar-90	368	0	48	14,735	100.0	100.0	98.5 +1.1/-4.3	97.0 +1.9/-4.9	85.0 +5.3/-7.8	85.0 +5.3/-7.8	85.0 +5.3/-7.8	72.9 +7.4/-9.5	70.7 +7.7/-9.8	70.7 +7.7/-9.8	70.7 +7.7/-9.8	70.7 +7.7/-9.8	70.7 +7.7/-9.8	70.7 +7.7/-9.8	70.7 +7.7/-9.8	70.7 +7.7/-9.8	70.7 +7.7/-9.8	70.7 +7.7/-9.8	70.7 +7.7/-9.8
Advisories: See page 142 – 1996 Lead Survival Below Expectations																										

continued

Leads

# Pacing Leads continued

## Lead Survival Summary continued

Survival estimate not available due to insufficient sample size

### Device Survival Probability (%)

Model Number	Family	Chamber	US Market Release	Leads Enrolled	Leads Active in Study	Qualifying Complications	Cumulative Months of Follow-Up in Study	Years After Implant																					
								1 yr	2 yr	3 yr	4 yr	5 yr	6 yr	7 yr	8 yr	10 yr	12 yr	14 yr	16 yr	18 yr	20 yr								
								Survival estimate not available due to insufficient sample size																					
4523	CapSure SP	Atrial	Aug-91	121	13	4	6,607	98.1 +1.4/-5.3	98.1 +1.4/-5.3	98.1 +1.4/-5.3 at 27 mo	98.4 +1.1/-3.3	98.4 +1.1/-3.3	98.4 +1.1/-3.3	98.4 +1.1/-3.3	98.4 +1.1/-3.3	98.4 +1.1/-3.3	98.4 +1.1/-3.3	98.4 +1.1/-3.3	98.4 +1.1/-3.3 at 108 mo										
4524	CapSure SP	Atrial	Oct-91	911	53	6	26,457	99.6 +0.3/-0.7	99.2 +0.5/-1.2	99.2 +0.5/-1.2	98.4 +1.1/-3.3	98.4 +1.1/-3.3	98.4 +1.1/-3.3	98.4 +1.1/-3.3	98.4 +1.1/-3.3	98.4 +1.1/-3.3	98.4 +1.1/-3.3	98.4 +1.1/-3.3	98.4 +1.1/-3.3	98.4 +1.1/-3.3 at 108 mo									
4533	CapSure Z	Atrial	Not US released	206	16	4	9,876	100.0	99.4 +0.5/-3.5	98.4 +1.2/-5.1	97.2 +1.9/-6.0	97.2 +1.9/-6.0	97.2 +1.9/-6.0 at 75 mo	97.2 +1.9/-6.0	97.2 +1.9/-6.0	97.2 +1.9/-6.0	97.2 +1.9/-6.0	97.2 +1.9/-6.0	97.2 +1.9/-6.0	97.2 +1.9/-6.0	97.2 +1.9/-6.0	97.2 +1.9/-6.0	97.2 +1.9/-6.0	97.2 +1.9/-6.0	97.2 +1.9/-6.0	97.2 +1.9/-6.0			
4558M	Screw-In	Atrial	Nov-94	539	23	12	17,935	99.3 +0.5/-1.4	99.3 +0.5/-1.4	99.3 +0.5/-1.4	99.3 +0.5/-1.4	99.3 +0.5/-1.4	99.3 +0.5/-1.4	99.3 +0.5/-1.4	99.3 +0.5/-1.4	99.3 +0.5/-1.4	99.3 +0.5/-1.4	99.3 +0.5/-1.4	99.3 +0.5/-1.4	99.3 +0.5/-1.4	99.3 +0.5/-1.4	99.3 +0.5/-1.4	99.3 +0.5/-1.4	99.3 +0.5/-1.4	99.3 +0.5/-1.4	99.3 +0.5/-1.4			
4568	CapSureFix	Atrial	Jan-97	656	195	33	28,459	96.8 +1.2/-1.8	96.4 +1.3/-1.9	95.2 +1.5/-2.3	94.6 +1.7/-2.5	93.9 +1.9/-2.7	93.9 +1.9/-2.7	93.9 +1.9/-2.7	93.9 +1.9/-2.7	93.9 +1.9/-2.7	93.9 +1.9/-2.7	93.9 +1.9/-2.7	93.9 +1.9/-2.7	93.9 +1.9/-2.7	93.9 +1.9/-2.7	93.9 +1.9/-2.7	93.9 +1.9/-2.7	93.9 +1.9/-2.7	93.9 +1.9/-2.7	93.9 +1.9/-2.7	93.9 +1.9/-2.7		
4574	CapSure Sense	Atrial	Jun-02	32	28	0	682	100.0 at 0 mo																					
4592	CapSure SP Novus	Atrial	Oct-98	283	87	5	12,891	98.2 +1.1/-3.0	98.2 +1.1/-3.0	98.2 +1.1/-3.0	98.2 +1.1/-3.0	97.3 +1.6/-3.8	97.3 +1.6/-3.8	97.3 +1.6/-3.8	97.3 +1.6/-3.8	97.3 +1.6/-3.8	97.3 +1.6/-3.8	97.3 +1.6/-3.8	97.3 +1.6/-3.8	97.3 +1.6/-3.8	97.3 +1.6/-3.8	97.3 +1.6/-3.8	97.3 +1.6/-3.8	97.3 +1.6/-3.8	97.3 +1.6/-3.8	97.3 +1.6/-3.8	97.3 +1.6/-3.8		
5023, 5023M	CapSure SP	Vent	Nov-88	1,354	445	16	72,823	99.7 +0.2/-0.5	99.7 +0.2/-0.6	99.5 +0.3/-0.7	99.4 +0.3/-0.8	99.4 +0.3/-0.8	99.4 +0.3/-0.8	99.4 +0.3/-0.8	99.4 +0.3/-0.8	99.4 +0.3/-0.8	99.4 +0.3/-0.8	99.4 +0.3/-0.8	99.4 +0.3/-0.8	99.4 +0.3/-0.8	99.4 +0.3/-0.8	99.4 +0.3/-0.8	99.4 +0.3/-0.8	99.4 +0.3/-0.8	99.4 +0.3/-0.8	99.4 +0.3/-0.8	99.4 +0.3/-0.8		
5024, 5024M	CapSure SP	Vent	Mar-90	8,154	554	54	323,787	99.6 +0.1/-0.2	99.5 +0.2/-0.1	99.3 +0.2/-0.3	99.2 +0.3/-0.4	99.1 +0.3/-0.4	99.1 +0.3/-0.4	99.1 +0.3/-0.4	99.1 +0.3/-0.4	99.1 +0.3/-0.4	99.1 +0.3/-0.4	99.1 +0.3/-0.4	99.1 +0.3/-0.4	99.1 +0.3/-0.4	99.1 +0.3/-0.4	99.1 +0.3/-0.4	99.1 +0.3/-0.4	99.1 +0.3/-0.4	99.1 +0.3/-0.4	99.1 +0.3/-0.4	99.1 +0.3/-0.4	99.1 +0.3/-0.4	
5033	CapSure Z	Vent	Feb-96	1,899	241	26	78,676	99.7 +0.2/-0.4	99.6 +0.2/-0.4	98.7 +0.6/-1.2	98.5 +0.7/-1.3	98.1 +0.8/-1.5	97.4 +1.1/-1.7	96.8 +1.2/-2.0	96.8 +1.2/-2.0	96.8 +1.2/-2.0	96.8 +1.2/-2.0	96.8 +1.2/-2.0	96.8 +1.2/-2.0	96.8 +1.2/-2.0	96.8 +1.2/-2.0	96.8 +1.2/-2.0	96.8 +1.2/-2.0	96.8 +1.2/-2.0	96.8 +1.2/-2.0	96.8 +1.2/-2.0	96.8 +1.2/-2.0	96.8 +1.2/-2.0	
5034	CapSure Z	Vent	Feb-96	1,595	211	15	72,079	99.6 +0.3/-0.5	99.4 +0.3/-0.6	99.0 +0.5/-0.9	98.9 +0.5/-1.1	98.9 +0.5/-1.1	98.9 +0.5/-1.1	98.9 +0.5/-1.1	98.9 +0.5/-1.1	98.9 +0.5/-1.1	98.9 +0.5/-1.1	98.9 +0.5/-1.1	98.9 +0.5/-1.1	98.9 +0.5/-1.1	98.9 +0.5/-1.1	98.9 +0.5/-1.1	98.9 +0.5/-1.1	98.9 +0.5/-1.1	98.9 +0.5/-1.1	98.9 +0.5/-1.1	98.9 +0.5/-1.1	98.9 +0.5/-1.1	
5054	CapSure Z Novus	Vent	Jun-98	1,393	402	11	60,140	99.5 +0.3/-0.6	99.4 +0.3/-0.6	99.4 +0.3/-0.6	99.3 +0.3/-0.8	99.3 +0.3/-0.8	99.3 +0.3/-0.8	99.3 +0.3/-0.8	99.3 +0.3/-0.8	99.3 +0.3/-0.8	99.3 +0.3/-0.8	99.3 +0.3/-0.8	99.3 +0.3/-0.8	99.3 +0.3/-0.8	99.3 +0.3/-0.8	99.3 +0.3/-0.8	99.3 +0.3/-0.8	99.3 +0.3/-0.8	99.3 +0.3/-0.8	99.3 +0.3/-0.8	99.3 +0.3/-0.8	99.3 +0.3/-0.8	
5068	CapSureFix	Atrial	Jan-97	967	58	7	29,689	99.6 +0.3/-0.9	99.6 +0.3/-0.9	99.6 +0.3/-0.9	99.1 +0.6/-1.9	99.1 +0.6/-1.9	99.1 +0.6/-1.9	99.1 +0.6/-1.9	99.1 +0.6/-1.9	99.1 +0.6/-1.9	99.1 +0.6/-1.9	99.1 +0.6/-1.9	99.1 +0.6/-1.9	99.1 +0.6/-1.9	99.1 +0.6/-1.9	99.1 +0.6/-1.9	99.1 +0.6/-1.9	99.1 +0.6/-1.9	99.1 +0.6/-1.9	99.1 +0.6/-1.9	99.1 +0.6/-1.9	99.1 +0.6/-1.9	
5068	CapSureFix	Vent	Jan-97	1,361	108	6	35,478	99.8 +0.1/-0.6	99.6 +0.3/-0.8	99.3 +0.5/-1.4	98.9 +0.7/-1.8	98.9 +0.7/-1.8	98.9 +0.7/-1.8	98.9 +0.7/-1.8	98.9 +0.7/-1.8	98.9 +0.7/-1.8	98.9 +0.7/-1.8	98.9 +0.7/-1.8	98.9 +0.7/-1.8	98.9 +0.7/-1.8	98.9 +0.7/-1.8	98.9 +0.7/-1.8	98.9 +0.7/-1.8	98.9 +0.7/-1.8	98.9 +0.7/-1.8	98.9 +0.7/-1.8	98.9 +0.7/-1.8	98.9 +0.7/-1.8	98.9 +0.7/-1.8
5072	SureFix	Atrial	Jun-98	508	118	2	24,134	99.8 +0.2/-1.4	99.8 +0.2/-1.4	99.3 +0.5/-2.2	99.3 +0.5/-2.2	99.3 +0.5/-2.2	99.3 +0.5/-2.2	99.3 +0.5/-2.2	99.3 +0.5/-2.2	99.3 +0.5/-2.2	99.3 +0.5/-2.2	99.3 +0.5/-2.2	99.3 +0.5/-2.2	99.3 +0.5/-2.2	99.3 +0.5/-2.2	99.3 +0.5/-2.2	99.3 +0.5/-2.2	99.3 +0.5/-2.2	99.3 +0.5/-2.2	99.3 +0.5/-2.2	99.3 +0.5/-2.2	99.3 +0.5/-2.2	99.3 +0.5/-2.2

continued

Model Number		Family		Chamber	US Market Release	Leads Enrolled	Leads Active in Study	Qualifying Complications	Cumulative Months of Follow-Up in Study	Device Survival Probability (%)															
										Years After Implant															
										1 yr	2 yr	3 yr	4 yr	5 yr	6 yr	7 yr	8 yr	10 yr	12 yr	14 yr	16 yr	18 yr	20 yr		
<b>5076</b>	CapSureFix Novus	Atrial	Aug-00	2,691	1,115	17	112,052	99.7	99.6	99.4	99.1	99.0	99.0	99.0	99.0	99.0	99.0	99.0	99.0	99.0	99.0	99.0	99.0	99.0	
									+0.2/-0.5	+0.3/-0.6	+0.4/-0.7	+0.4/-0.8	+0.4/-0.8	+0.4/-0.8	+0.4/-0.8	+0.4/-0.8	+0.4/-0.8	+0.4/-0.8	+0.4/-0.8	+0.4/-0.8	+0.4/-0.8	+0.4/-0.8	+0.4/-0.8	+0.4/-0.8	+0.4/-0.8
<b>5076</b>	CapSureFix Novus	Vent	Aug-00	1,525	513	9	58,604	99.6	99.4	99.3	99.2	99.2	99.2	99.2	99.2	99.2	99.2	99.2	99.2	99.2	99.2	99.2	99.2	99.2	99.2
									+0.2/-0.5	+0.3/-0.6	+0.4/-0.7	+0.4/-0.8	+0.4/-0.8	+0.4/-0.8	+0.4/-0.8	+0.4/-0.8	+0.4/-0.8	+0.4/-0.8	+0.4/-0.8	+0.4/-0.8	+0.4/-0.8	+0.4/-0.8	+0.4/-0.8	+0.4/-0.8	+0.4/-0.8
<b>5092</b>	CapSure SP Novus	Vent	Jun-98	1,171	206	7	43,070	99.6	99.5	99.3	99.0	99.0	99.0	99.0	99.0	99.0	99.0	99.0	99.0	99.0	99.0	99.0	99.0	99.0	99.0
									+0.2/-0.7	+0.3/-0.8	+0.4/-0.9	+0.6/-1.1	+0.6/-1.1	+0.6/-1.1	+0.6/-1.1	+0.6/-1.1	+0.6/-1.1	+0.6/-1.1	+0.6/-1.1	+0.6/-1.1	+0.6/-1.1	+0.6/-1.1	+0.6/-1.1	+0.6/-1.1	+0.6/-1.1
<b>5524, 5524M</b>	CapSure SP	Atrial	Mar-90	4,497	476	40	196,378	99.8	99.7	99.3	99.0	99.0	99.0	99.0	99.0	99.0	99.0	99.0	99.0	99.0	99.0	99.0	99.0	99.0	99.0
									+0.1/-0.3	+0.2/-0.2	+0.3/-0.5	+0.4/-0.6	+0.4/-0.6	+0.4/-0.7	+0.4/-0.7	+0.4/-0.7	+0.4/-0.7	+0.4/-0.7	+0.4/-0.7	+0.4/-0.7	+0.4/-0.7	+0.4/-0.7	+0.4/-0.7	+0.4/-0.7	+0.4/-0.7
<b>5534</b>	CapSure Z	Atrial	Feb-96	264	19	6	10,688	98.3	97.6	97.6	96.5	96.5	96.5	96.5	96.5	96.5	96.5	96.5	96.5	96.5	96.5	96.5	96.5	96.5	96.5
									+1.1/-2.7	+1.4/-3.3	+1.4/-3.3	+2.0/-4.9	+2.0/-4.9	+2.0/-4.9	+2.0/-4.9	+2.0/-4.9	+2.0/-4.9	+2.0/-4.9	+2.0/-4.9	+2.0/-4.9	+2.0/-4.9	+2.0/-4.9	+2.0/-4.9	+2.0/-4.9	+2.0/-4.9
<b>5554</b>	CapSure Z Novus	Atrial	Jun-98	344	50	4	9,803	100.0	99.0	98.0	96.5	96.5	96.5	96.5	96.5	96.5	96.5	96.5	96.5	96.5	96.5	96.5	96.5	96.5	96.5
									+0.8/-2.8	+1.4/-4.8	+2.3/-6.5	+2.3/-6.5	+2.3/-6.5	+2.3/-6.5	+2.3/-6.5	+2.3/-6.5	+2.3/-6.5	+2.3/-6.5	+2.3/-6.5	+2.3/-6.5	+2.3/-6.5	+2.3/-6.5	+2.3/-6.5	+2.3/-6.5	+2.3/-6.5
<b>5568</b>	CapSureFix	Atrial	Jan-97	1,051	191	10	34,919	99.8	99.3	99.3	98.9	98.9	98.9	98.9	98.9	98.9	98.9	98.9	98.9	98.9	98.9	98.9	98.9	98.9	98.9
									+0.4/-1.1	+0.4/-1.1	+0.7/-1.6	+0.7/-1.6	+0.7/-1.6	+0.7/-1.6	+0.7/-1.6	+0.7/-1.6	+0.7/-1.6	+0.7/-1.6	+0.7/-1.6	+0.7/-1.6	+0.7/-1.6	+0.7/-1.6	+0.7/-1.6	+0.7/-1.6	+0.7/-1.6
<b>5592</b>	CapSure SP Novus	Atrial	Jun-98	669	165	4	27,220	99.7	99.3	99.3	99.3	99.3	99.3	99.3	99.3	99.3	99.3	99.3	99.3	99.3	99.3	99.3	99.3	99.3	99.3
									+0.2/-1.1	+0.4/-1.3	+0.4/-1.3	+0.4/-1.3	+0.4/-1.3	+0.4/-1.3	+0.4/-1.3	+0.4/-1.3	+0.4/-1.3	+0.4/-1.3	+0.4/-1.3	+0.4/-1.3	+0.4/-1.3	+0.4/-1.3	+0.4/-1.3	+0.4/-1.3	+0.4/-1.3
<b>5594</b>	CapSure SP Novus	Atrial	Jun-01	20	13	0	1,265	100.0	at 0 mo																
<b>6940</b>	CapSureFix	Atrial	Oct-98	816	124	11	39,504	99.7	99.6	98.3	98.0	98.0	98.0	98.0	98.0	98.0	98.0	98.0	98.0	98.0	98.0	98.0	98.0	98.0	98.0
									+0.3/-1.0	+0.8/-1.6	+1.0/-1.7	+1.0/-1.7	+1.0/-1.7	+1.0/-1.7	+1.0/-1.7	+1.0/-1.7	+1.0/-1.7	+1.0/-1.7	+1.0/-1.7	+1.0/-1.7	+1.0/-1.7	+1.0/-1.7	+1.0/-1.7	+1.0/-1.7	+1.0/-1.7

Leads

## US Returned Product Analysis Summary

Model Number	Family	US Market Release	Estimated US Implants	Estimated US Active	Conductor Fracture	Crimp/Weld/Bond	Insulation Breach	Extrinsic	Other
3830	SelectSecure	Aug-05	14,000	12,100	2	0	2	22	2
4023	CapSure SP	Aug-91	41,200	9,300	17	0	2	47	8
4024	CapSure SP	Oct-91	222,100	54,200	25	0	111	261	41
4033	CapSure Z	Not US released	NA	NA	0	0	0	3	0
4067	CapSureFix	Jan-97	1,000	300	1	0	0	3	1
4068	CapSureFix	Mar-96	124,800	42,300	39	0	79	405	15
4073	CapSure Sense	Jun-02	600	400	0	0	0	1	0
4074	CapSure Sense	Jun-02	67,600	48,200	1	1	7	15	3
4076	CapSureFix Novus	Feb-04	228,500	188,900	7	0	5	103	15
4092	CapSure SP Novus	Sep-98	155,300	84,600	6	0	17	40	6
4504, 4504M	CapSure	Mar-90	15,400	1,600	1	0	170	5	7
4523	CapSure SP	Aug-91	11,200	3,100	1	0	1	5	1
4524	CapSure SP	Oct-91	101,700	31,200	1	0	29	48	13
4533	CapSure Z	Not US released	NA	NA	1	0	0	0	0
4558M	Screw-in	Nov-94	20,000	5,200	1	1	15	110	1
4568	CapSureFix	Jan-97	69,700	30,700	2	0	18	198	6
4574	CapSure Sense	Jun-02	43,200	32,700	1	0	1	8	0
4592	CapSure SP Novus	Oct-98	76,400	44,100	3	0	4	15	1
5023, 5023M	CapSure SP	Nov-88	9,900	2,200	6	0	1	15	0
5024, 5024M	CapSure SP	Mar-90	201,600	54,600	50	10	46	723	39
5033	CapSure Z	Feb-96	2,300	700	1	0	0	6	3
5034	CapSure Z	Feb-96	56,300	16,500	14	1	14	85	13
5054	CapSure Z Novus	Jun-98	87,300	45,300	4	1	12	44	6
5068	CapSureFix	Jan-97	103,100	39,400	32	3	44	455	16
5072	SureFix	Jun-98	9,000	4,500	2	0	3	28	1
5076	CapSureFix Novus	Aug-00	1,098,200	772,600	158	0	153	1,009	132
5092	CapSure SP Novus	Jun-98	115,400	62,800	4	0	27	50	12
5524, 5524M	CapSure SP	Mar-90	60,600	20,500	10	2	12	66	8
5534	CapSure Z	Feb-96	26,300	9,000	3	0	5	29	5
5554	CapSure Z Novus	Jun-98	56,000	31,800	5	0	10	8	4
5568	CapSureFix	Jan-97	73,900	47,100	6	0	12	274	14
5592	CapSure SP Novus	Jun-98	28,900	18,600	1	0	3	6	0
5594	CapSure SP Novus	Jun-01	11,700	8,600	2	0	2	1	0
6940	CapSureFix	Oct-98	25,500	9,800	9	0	13	115	4

continued

## US Reports of Acute Lead Observations

Model Number	Family	Estimated US Implants	Cardiac Perforation	Conductor Fracture	Lead Dislodgement	Failure to Capture	Oversensing	Failure to Sense	Insulation Breach	Impedance Abnormal	Extracardiac Stimulation	Unspecified
3830	SelectSecure	14,000	5	0	7	7	0	1	1	0	0	0
4023	CapSure SP	41,200	0	1	3	3	1	0	3	0	1	0
4024	CapSure SP	222,100	15	11	51	107	0	15	1	8	2	16
4067	CapSure Fix	1,000	1	0	0	0	0	0	0	0	0	0
4068	CapSure Fix	124,800	5	3	30	28	0	5	1	2	1	1
4074	CapSure Sense	67,600	2	0	6	17	0	0	0	1	0	0
4076	CapSure Fix Novus	228,500	13	2	22	18	0	5	1	5	1	0
4092	CapSure SP Novus	155,300	1	5	12	19	0	0	0	2	0	1
4504, 4504M	CapSure	15,400	0	0	5	1	0	6	0	0	0	0
4523	CapSure SP	11,200	0	0	2	2	0	1	0	0	0	0
4524	CapSure SP	101,700	0	2	23	16	0	5	2	1	0	8
4558M	Screw-in	20,000	2	0	4	3	0	1	0	2	0	0
4568	CapSure Fix	69,700	3	1	4	6	0	1	0	2	0	1
4574	CapSure Sense	43,200	0	0	9	2	1	3	0	0	0	2
4592	CapSure SP Novus	76,400	0	0	10	5	0	2	0	1	0	2
5023, 5023M	CapSure SP	9,900	0	1	2	0	1	0	0	0	0	1
5024, 5024M	CapSure SP	201,600	11	7	26	48	1	10	5	3	3	9
5033	CapSure Z	2,300	0	0	1	0	0	0	0	0	0	0
5034	CapSure Z	56,300	4	6	15	31	0	3	2	0	0	10
5054	CapSure Z Novus	87,300	1	1	5	17	0	2	2	0	0	8
5068	CapSure Fix	103,100	15	3	21	32	0	5	1	2	0	2
5072	SureFix	9,000	0	0	2	0	0	0	0	1	0	0
5076	CapSure Fix Novus	1,098,200	60	7	178	120	11	23	5	12	7	14
5092	CapSure SP Novus	115,400	2	1	17	24	0	5	2	2	1	7
5524, 5524M	CapSure SP	60,600	1	4	15	11	0	9	2	0	0	8
5534	CapSure Z	26,300	0	0	4	3	0	1	0	0	2	4
5554	CapSure Z Novus	56,000	0	1	16	15	0	0	0	0	0	3
5568	CapSure Fix	73,900	3	0	13	11	0	2	1	1	1	1
5592	CapSure SP Novus	28,900	0	0	15	2	0	0	0	0	0	1
5594	CapSure SP Novus	11,700	0	0	0	0	0	0	0	0	0	2
6940	CapSure Fix	25,500	0	0	5	1	0	0	0	0	0	1

Report Cutoff Date: July 31, 2009



## Reference Chart

Model Number	Family	Type	Insulation	Conductor Material	Tip Electrode	Connector Type
3830	SelectSecure	Transvenous V or A Screw-In	Polyurethane/Silicone (55D,4719)	MP35N 5 Filars/ Cable	1.8 mm Helix/Steroid	IS-1 BI
4023	CapSure SP	Transvenous Ventricular Tines	Polyurethane (55D)	MP35N 4 Filars	Porous Platinized/ Steroid	IS-1 UNI
4024	CapSure SP	Transvenous Ventricular Tines	Polyurethane (55D)	MP35N 4/5 Filars	Porous Platinized/ Steroid	IS-1 BI
4033	CapSure Z	Transvenous Ventricular Tines	Polyurethane (55D)	MP35N 2 Filars	CapSure Z Platinized/Steroid	IS-1 UNI
4067	CapSureFix	Transvenous V or A Screw-In	Polyurethane (80A)	MP35N 3 Filars	1.8 mm Helix/Steroid	IS-1 UNI
4068	CapSureFix	Transvenous V or A Screw-In	Polyurethane (80A/55D)	MP35N 4/3 Filars	1.8 mm Helix/Steroid	IS-1 BI
4073	CapSure Sense	Transvenous Ventricular Tines	Polyurethane (55D)	MP35N 5 Filars	TiN Coated Platinum Iridium/Steroid	IS-1 UNI
4074	CapSure Sense	Transvenous Ventricular Tines	Polyurethane/Silicone (55D, 4719)	MP35N 5/5 Filars	TiN Coated Platinum Iridium/ Steroid	IS-1 BI
4076	CapSureFix Novus	Transvenous V or A Screw-In	Polyurethane/Silicone (55D, 4719)	MP35N 4/6 Filars	TiN Coated Platinum Alloy/Steroid	IS-1 BI
4092	CapSure SP Novus	Transvenous Ventricular Tines	Polyurethane/Silicone (55D/4719)	MP35N 6/4 Filars	Porous Platinized/ Steroid	IS-1 BI
4504, 4504M	CapSure	Transvenous Atrial-J Tines	Polyurethane (80A)	MP35N 3/4 Filars	Porous/Steroid	3.2 mm Low Profile (4504) IS-1 BI (4504M)
4523	CapSure SP	Transvenous Atrial-J Tines	Polyurethane (55D)	MP35N 2 Filars	Porous Platinized/ Steroid	IS-1 UNI
4524	CapSure SP	Transvenous Atrial-J Tines	Polyurethane (55D)	MP35N 4/5 Filars	Porous Platinized/ Steroid	IS-1 BI
4533	CapSure Z	Transvenous Atrial-J Tines	Polyurethane (55D)	MP35N 2 Filars	CapSure Z Platinized/Steroid	IS-1 UNI
4558M	Screw-In	Transvenous Atrial-J Screw-In	Polyurethane (80A/55D)	MP35N 6/3 Filars	1.8 mm Helix/Steroid	IS-1 BI
4568	CapSureFix	Transvenous Atrial-J Screw-In	Polyurethane (80A/55D)	MP35N 6/3 Filars	1.8 mm Helix/Steroid	IS-1 BI
4574	CapSure Sense	Transvenous Atrial-J Tines	Polyurethane/Silicone (55D,4719)	MP35N 5/5 Filars	TiN Coated Platinum Iridium	IS-1 BI
4592	CapSure SP Novus	Transvenous Atrial-J Tines	Polyurethane/Silicone (55D/4719)	MP35N 6/3 Filars	Porous Platinized/ Steroid	IS-1 BI
5023, 5023M	CapSure SP	Transvenous Ventricular Tines	Silicone	MP35N 4 Filars	Porous Platinized/ Steroid	5 mm (5023) IS-1 UNI (5023M)
5024, 5024M	CapSure SP	Transvenous Ventricular Tines	Silicone	MP35N 4/5 Filars	Porous Platinized/ Steroid	3.2 mm Low Profile (5024) IS-1 BI (5024M)
5033	CapSure Z	Transvenous Ventricular Tines	Silicone	MP35N 4 Filars	CapSure Z Platinized/Steroid	IS-1 UNI
5034	CapSure Z	Transvenous Ventricular Tines	Silicone	MP35N 4/5 Filars	CapSure Z Platinized/Steroid	IS-1 BI
5054	CapSure Z Novus	Transvenous Ventricular Tines	Silicone (4719)	MP35N 5/5 Filars	CapSure Z Porous/Platinized/ Steroid	IS-1 BI
5068	CapSureFix	Transvenous V or A Screw-In	Silicone	MP35N 4/3 Filars	1.8 mm Helix/Steroid	IS-1 BI
5072	SureFix	Transvenous V or A Screw-In	Silicone	MP35N 4/5 Filars	1.8 mm Helix/Steroid	IS-1 BI
5076	CapSureFix Novus	Transvenous V or A Screw-In	Silicone (4719)	MP35N 4/6 Filars	Porous Platinized/ Steroid	IS-1 BI
5092	CapSure SP Novus	Transvenous Ventricular Tines	Silicone (4719)	MP35N 5/5 Filars	Porous Platinized/ Steroid	IS-1 BI
5524, 5524M	CapSure SP	Transvenous Atrial-J Tines	Silicone	MP35N 6/5 Filars	Porous Platinized/ Steroid	3.2 mm Low Profile (5524) IS-1 BI (5524M)

continued

# Pacing Leads continued

## Reference Chart continued

Model Number	Family	Type	Insulation	Conductor Material	Tip Electrode	Connector Type
5534	CapSure Z	Transvenous Atrial-J Tines	Silicone	MP35N 4/5 Filars	CapSure Z Platinized/Steroid	IS-1 BI
5554	CapSure Z Novus	Transvenous Atrial-J Tines	Silicone (4719)	MP35N 6/5 Filars	CapSure Z Porous Platinized/Steroid	IS-1 BI
5568	CapSureFix	Transvenous Atrial-J Screw-In	Silicone	MP35N 6/3 Filars	1.8 mm Helix/Steroid	IS-1 BI
5592	CapSure SP Novus	Transvenous Atrial-J Tines	Silicone (4719)	MP35N 6/5 Filars	Porous Platinized/Steroid	IS-1 BI
5594	CapSure SP Novus	Transvenous Atrial-J Tines	Silicone (4719)	MP35N 6/5 Filars	Platinized Platinum/Steroid	IS-1 BI
6940	CapSureFix	Transvenous A or V Screw-In	Silicone	MP35N 3/6 Filars	Platinum Alloy	IS-1 BI

# Epi/Myocardial Pacing Leads

## 4951, 4951M Spectraflex

### Product Characteristics

US Market Release	Oct-81	Serial Number Prefix	TF or LBJ
Registered US Implants	23,100	Type and/or Fixation	Myocardial Stab-in, V or A, Peds
Estimated Active US Implants	2,200	Polarity	Unipolar
Advisories	None	Steroid	No

### US Returned Product Analysis

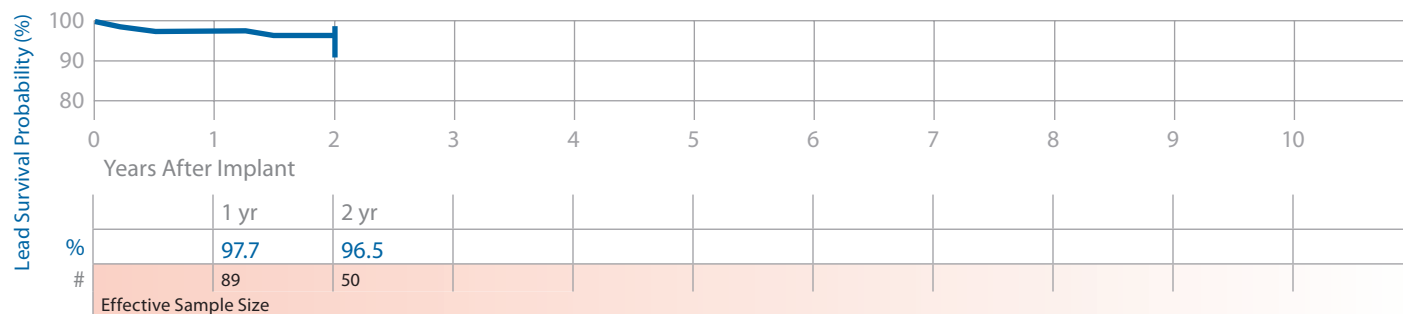
Conductor Fracture	56
Crimp/Weld/Bond	0
Insulation Breach	39
Extrinsic	7
Other	29

### System Longevity Study Results

Number of Leads Enrolled in Study	179
Cumulative Months of Follow-Up	4,494
Number of Leads Active in Study	4

### Qualifying Complications

Conductor Fracture	1	Impedance Out of Range	1
Failure to Capture	7	Insulation (ESC)	1
Failure to Sense	3	Insulation (not further defined)	1



## 4965 CapSure Epi

### Product Characteristics

US Market Release	Sep-96	Serial Number Prefix	LBT
Registered US Implants	18,200	Type and/or Fixation	Epicardial Suture-On V or A
Estimated Active US Implants	9,000	Polarity	Unipolar
Advisories	None	Steroid	Yes

### US Returned Product Analysis

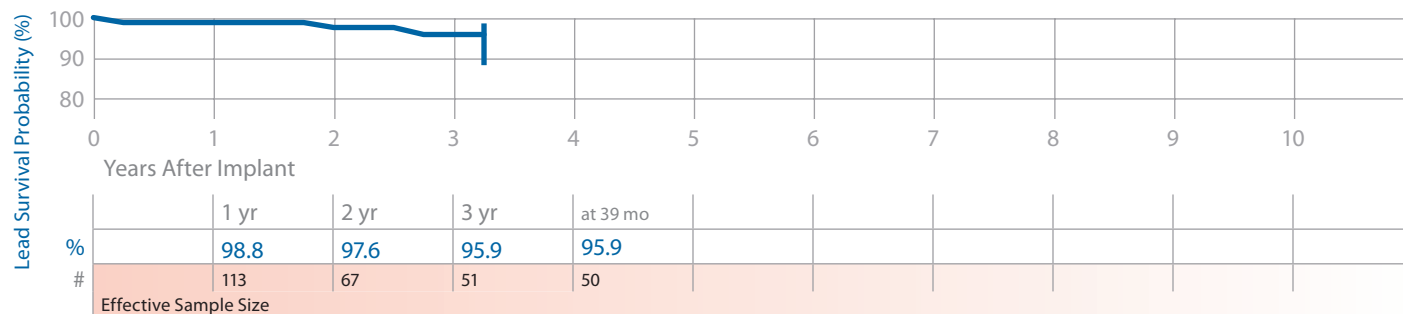
Conductor Fracture	96
Crimp/Weld/Bond	1
Insulation Breach	24
Extrinsic	10
Other	2

### System Longevity Study Results

Number of Leads Enrolled in Study	191
Cumulative Months of Follow-Up	4,903
Number of Leads Active in Study	27

### Qualifying Complications

Conductor Fracture	3	Oversensing	2
Failure to Capture	2		
Failure to Sense	1		



# Epi/Myocardial Pacing Leads continued

## 4968 CapSure Epi

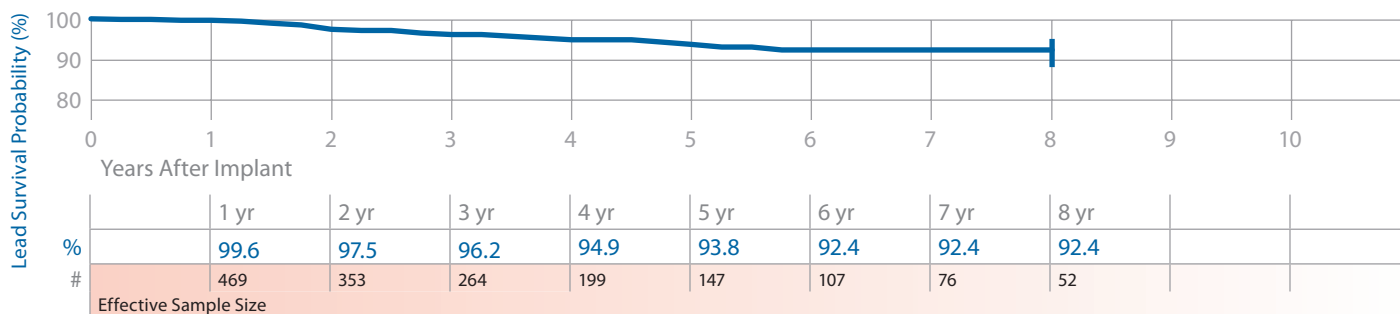
### Product Characteristics

US Market Release	Sep-99	Serial Number Prefix	LEN	<u>US Returned Product Analysis</u>	
Registered US Implants	17,400	Type and/or Fixation	Epicardial Suture-On V or A	Conductor Fracture	10
Estimated Active US Implants	10,900	Polarity	Bipolar	Crimp/Weld/Bond	0
Advisories	None	Steroid	Yes	Insulation Breach	4
				Extrinsic	2
				Other	0

### System Longevity Study Results

### Qualifying Complications 22 Total

Number of Leads Enrolled in Study	583	Conductor Fracture	5	Impedance Out of Range	3
Cumulative Months of Follow-Up	25,381	Failure to Capture	6	Insulation (not further defined)	1
Number of Leads Active in Study	359	Failure to Sense	4	Oversensing	3



## 5071 Screw-in

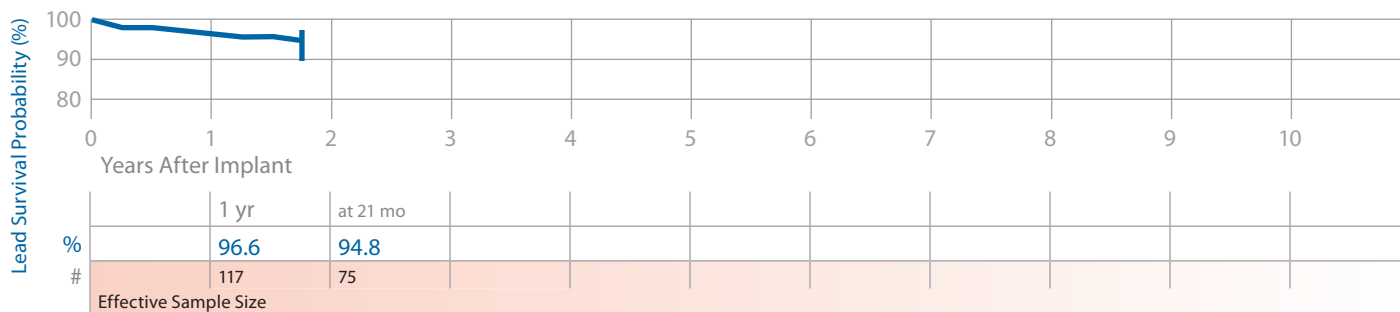
### Product Characteristics

US Market Release	Dec-92	Serial Number Prefix	LAQ	<u>US Returned Product Analysis</u>	
Registered US Implants	35,500	Type and/or Fixation	Myocardial Screw-in Vent.	Conductor Fracture	6
Estimated Active US Implants	13,900	Polarity	Unipolar	Crimp/Weld/Bond	0
Advisories	None	Steroid	No	Insulation Breach	1
				Extrinsic	29
				Other	4

### System Longevity Study Results

### Qualifying Complications 12 Total

Number of Leads Enrolled in Study	235	Failure to Capture	10
Cumulative Months of Follow-Up	5,315	Oversensing	2
Number of Leads Active in Study	35		



# Epi/Myocardial Pacing Leads continued

## Lead Survival Summary (95% Confidence Interval)

Model Number	Family	US Market Release	Leads Enrolled	Leads Active in Study	Qualifying Complications	Cumulative Months of Follow-Up in Study	Device Survival Probability (%)																	
							Years After Implant																	
							1 yr	2 yr	3 yr	4 yr	5 yr	6 yr	7 yr	8 yr	10 yr	12 yr	14 yr	16 yr						
4951, 4951M	Spectraflex	Oct-81	179	4	14	4,494	97.7	96.5																
							+1.6/-4.8	+2.2/-5.8																
4965	CapSure Epi	Sep-96	191	27	8	4,903	98.8	97.6	95.9	95.9	93.8	92.4	92.4	92.4	92.4	92.4	92.4	92.4	92.4	92.4	92.4	92.4	92.4	92.4
							+0.9/-3.5	+1.7/-5.3	+2.7/-7.4	+2.7/-7.4 at 39 mo	+1.9/-3.0	+2.7/-4.2	+2.7/-4.2	+2.7/-4.2	+2.7/-4.2	+2.7/-4.2	+2.7/-4.2	+2.7/-4.2	+2.7/-4.2	+2.7/-4.2	+2.7/-4.2	+2.7/-4.2	+2.7/-4.2	
4968	CapSure Epi	Sep-99	583	359	22	25,381	99.6	97.5	96.2	94.9	93.8	92.4	92.4	92.4	92.4	92.4	92.4	92.4	92.4	92.4	92.4	92.4	92.4	92.4
							+0.3/-1.1	+1.1/-2.1	+1.5/-2.5	+2.3/-3.6	+2.7/-4.2	+2.7/-4.2	+2.7/-4.2	+2.7/-4.2	+2.7/-4.2	+2.7/-4.2	+2.7/-4.2	+2.7/-4.2	+2.7/-4.2	+2.7/-4.2	+2.7/-4.2	+2.7/-4.2	+2.7/-4.2	
5071	(No brand name)	Dec-92	235	35	12	5,315	96.6	94.8																
							+1.9/-4.1	+2.6/-5.1 at 21 mo																

# Epi/Myocardial Pacing Leads continued

## US Returned Product Analysis Summary

Model Number	Family	US Market Release	Estimated US Implants	Estimated US Active	Conductor Fracture	Crimp/Weld/Bond	Insulation Breach	Extrinsic	Other
4951, 4951M	Spectraflex	Oct-81	23,100	2,200	56	0	39	7	29
4965	CapSure Epi	Sep-96	18,200	9,000	96	1	24	10	2
4968	CapSure Epi	Sep-99	17,400	10,900	10	0	4	2	0
5071	Screw-in	Dec-92	35,500	13,900	6	0	1	29	4

Source: Returned Product Analysis  
Data as of July 31, 2009

## US Reports of Acute Lead Observations

Model Number	Family	Estimated US Implants	Cardiac Perforation	Conductor Fracture	Lead Dislodgement	Failure to Capture	Impedance Abnormal	Extracardiac Stimulation	Unspecified
4951, 4951M	Spectraflex	23,100	0	1	0	13	0	0	2
4965	CapSure Epi	18,200	0	0	1	2	2	0	0
4968	CapSure Epi	17,400	1	0	3	1	0	0	0
5071	Screw-in	35,500	1	0	0	16	3	1	1

Report Cut-Off Date: July 31, 2009

## Reference Chart

Model Number	Family	Type	Insulation	Conductor Material	Tip Electrode	Connector Type
4951, 4951M	Spectraflex	Myocardial Stab-In V or A/Peds	Polyurethane (80A)	MP35N 4 Filars	Barb	5 mm (4951) IS-1 UNI (4951M)
4965	CapSure Epi	Epicardial Suture-On V or A	Silicone	MP35N 5 Filars	Porous Platinized/ Steroid	IS-1 UNI
4968	CapSure Epi	Epicardial Suture V or A	Silicone	MP35N 5 Filars	Porous Platinized/ Steroid	IS-1 B1
5069	(No brand name)	Myocardial Screw-In	Silicone	MP35N Multifilars	3-Turn Helix	IS-1 UNI
5071	(No brand name)	Myocardial Screw-In Ventricular	Silicone	MP35N Multifilars	2-Turn Helix	IS-1 UNI

# VDD Single Pass Pacing Leads

## 5032 CapSure VDD

### Product Characteristics

US Market Release	Mar-96	Serial Number Prefix	LCL, LCN, LCM
Registered US Implants	6,000	Type and/or Fixation	Transvenous, Atr-Vent., Tines
Estimated Active US Implants	1,600	Polarity	Quadripolar
Advisories	None	Steroid	Yes

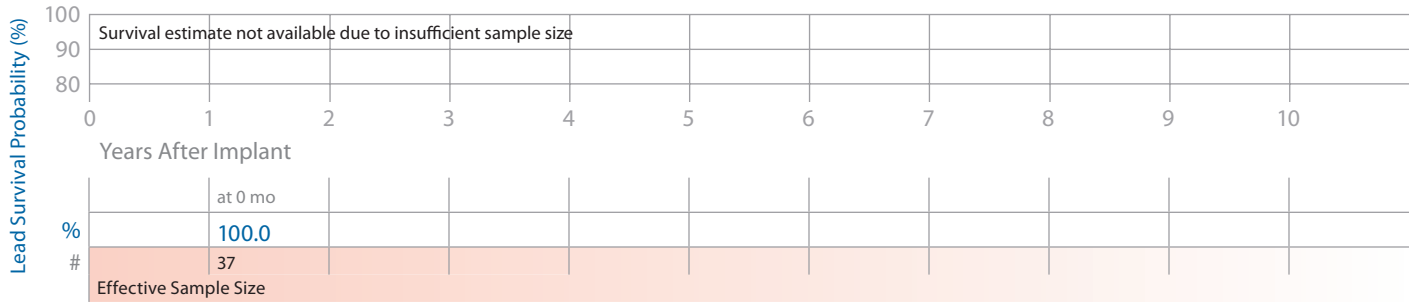
### US Returned Product Analysis

Conductor Fracture	5
Crimp/Weld/Bond	0
Insulation Breach	7
Extrinsic	25
Other	0

### System Longevity Study Results

### Qualifying Complications

Number of Leads Enrolled in Study	38	Failure to Sense	1
Cumulative Months of Follow-Up	751		
Number of Leads Active in Study	0		



## 5038 CapSure VDD-2

### Product Characteristics

US Market Release	Sep-98	Serial Number Prefix	LEE, LEG, or LEF
Registered US Implants	8,400	Type and/or Fixation	Transvenous, Atr-Vent., Tines
Estimated Active US Implants	3,800	Polarity	Quadripolar
Advisories	None	Steroid	Yes

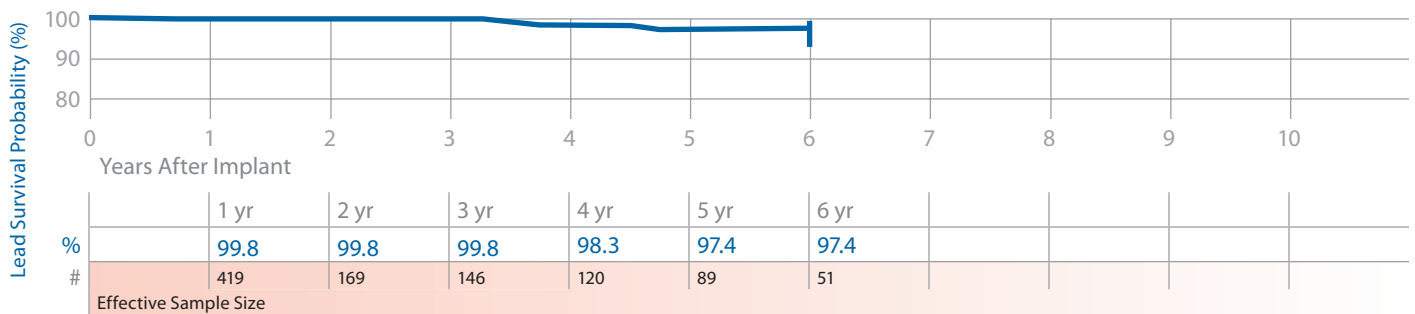
### US Returned Product Analysis

Conductor Fracture	3
Crimp/Weld/Bond	1
Insulation Breach	1
Extrinsic	6
Other	1

### System Longevity Study Results

### Qualifying Complications

Number of Leads Enrolled in Study	552	Conductor Fracture	2
Cumulative Months of Follow-Up	16,641	Failure to Capture	1
Number of Leads Active in Study	61	Failure to Sense	2



# VDD Single Pass Pacing Leads continued

## Lead Survival Summary (95% Confidence Interval)

Model Number	Family	US Market Release	Leads Enrolled	Leads Active in Study	Qualifying Complications	Cumulative Months of Follow-Up in Study	Device Survival Probability (%)													
							Years After Implant													
							1 yr	2 yr	3 yr	4 yr	5 yr	6 yr	7 yr	8 yr	9 yr	10 yr				
5032	CapSure VDD	Mar-96	38	0	1	751	100.0 at 0 mo													
5038	CapSure VDD-2	Sep-98	552	61	5	16,641	99.8 +0.2/-1.4	99.8 +0.2/-1.4	99.8 +0.2/-1.4	98.3 +1.2/-3.9	97.4 +1.7/-4.7	97.4 +1.7/-4.7								

Source: System Longevity Study  
Data as of July 31, 2009

## US Returned Product Analysis Summary

Model Number	Family	US Market Release	Estimated US Implants	Estimated US Active	Conductor Fracture	Crimp/Weld/Bond	Insulation Breach	Extrinsic	Other
5032	CapSure VDD	Mar-96	6,000	1,600	5	0	7	25	0
5038	CapSure VDD-2	Sep-98	8,400	3,800	3	1	1	6	1

Source: Returned Product Analysis  
Data as of July 31, 2009

## US Reports of Acute Lead Observations

Model Number	Family	Estimated US Implants	Lead Dislodgement	Failure to Capture	Failure to Sense	Extracardiac Stimulation
5032	CapSure VDD	6,000	1	4	1	0
5038	CapSure VDD-2	8,400	0	1	0	1

Report Cut-Off Date: July 31, 2009

## Reference Chart

Model Number	Family	Type	Insulation	Conductor Material	Tip Electrode	Connector Type
5032	CapSure VDD	Transvenous V and A Tines	Silicone	MP35N 5/6/1 Filars	Porous Platinized/ Steroid	Atr. IS-1 BI, Vent. IS-1 BI
5038	CapSure VDD-2	Transvenous Ventricular Tines	Silicone	MP35N	Porous Platinized/ Steroid	Atr. IS-1 BI, Vent. IS-1 BI



# ICD and CRT-D Charge Time Performance

Medtronic continues its commitment to providing updated information on charge time performance.

## Introduction

Information on charge time performance of Medtronic products is presented in this section of the CRDM Product Performance Report. Medtronic implemented the collection of charge time data on July 1, 1999. The data are collected via our ongoing active clinical study of long-term system performance called the System Longevity Study. The study protocol requests device data be routinely taken and sent to Medtronic at no more than 6-month intervals.

In our analysis performed for this report, only charge times resulting from full energy charges are considered. To ensure consistent reporting across devices, the charge time reported at implant represents the last charge time available from date of implant. When more than one charge time is available in a 6-month interval, a conservative approach has been adopted whereby only the maximum charge in each 6-month interval is reported. As charge time is directly proportional to the time elapsed since the last capacitor reformation, charges occurring within 15 days of a previous charge are excluded. This precludes the reporting of overly optimistic results.

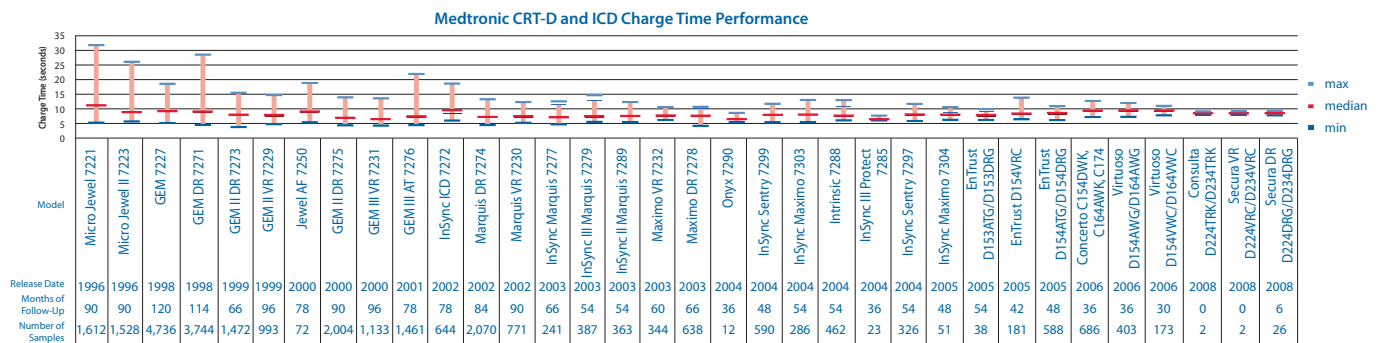
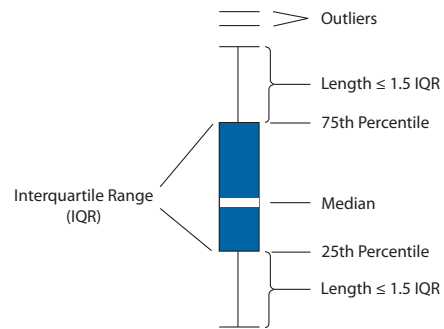
Data from over 20,000 devices contribute to the charge time data in this report. By tracking and reporting this charge time data, Medtronic is able to ascertain the actual performance of its charging circuitry. The insight gained through this information is applied to Medtronic's ongoing efforts to provide charge times that are short and consistent over the life of the product.

## Data Presentation

Charge time data for ICD and CRT-D models are presented using boxplots at 6-month intervals. The shaded box on the plots represents the middle half of the data – the Interquartile Range (IQR). The white line in the middle of each box is the median charge time. The top of the box representing the IQR is the third quartile or the 75th percentile (i.e., 75% of all charge times fall below this line), whereas the bottom of the box represents the first quartile or the 25th percentile. Vertical lines are drawn from the quartiles to the farthest value not more than 1.5 times the interquartile range. Any values more extreme than the vertical lines are considered outliers.

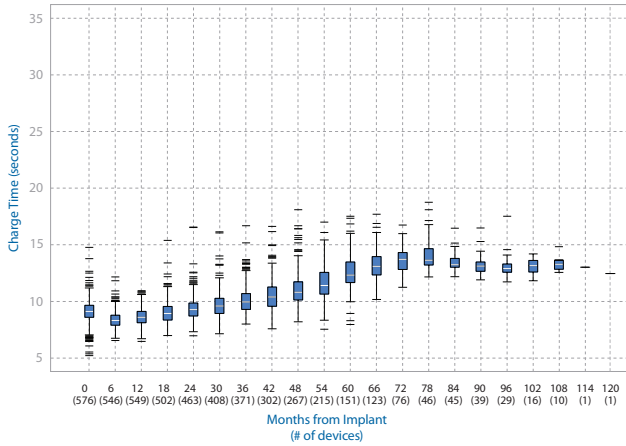
## Results

The graph below shows the overall maximums, minimums, and medians for Medtronic ICD and CRT-D products, beginning with the 7221 Micro Jewel. A progression toward shorter mean charge times and less variation has occurred between 1996 and 2002. Models released after 2002 have limited experience but appear to be continuing this performance.

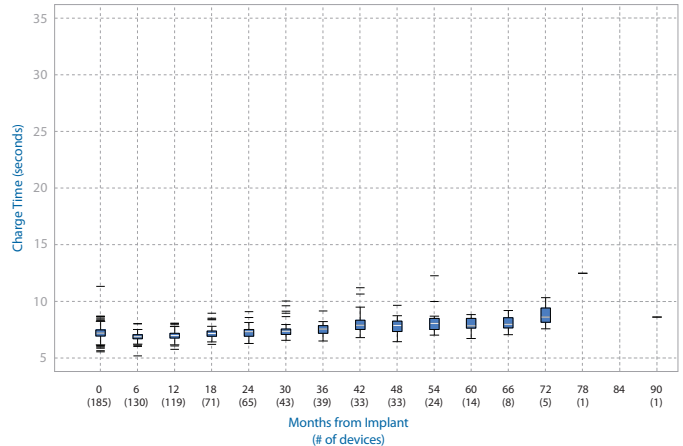


# ICD and CRT-D Charge Time Performance continued

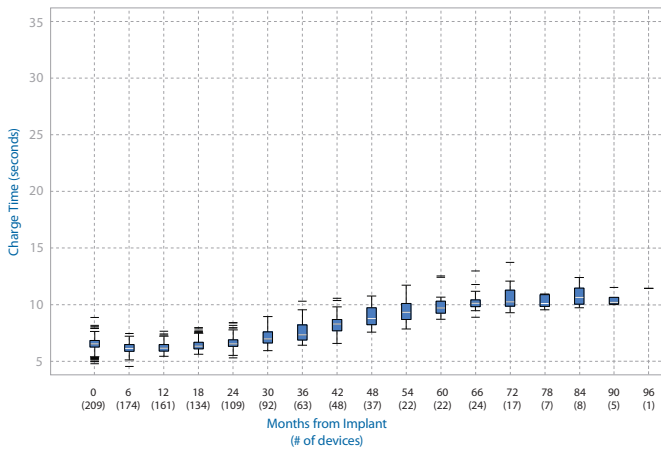
## 7227 GEM Charge Time



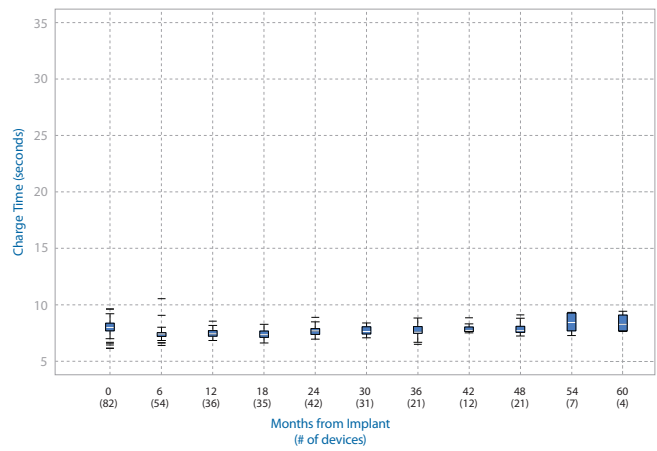
## 7230 Marquis VR Charge Time



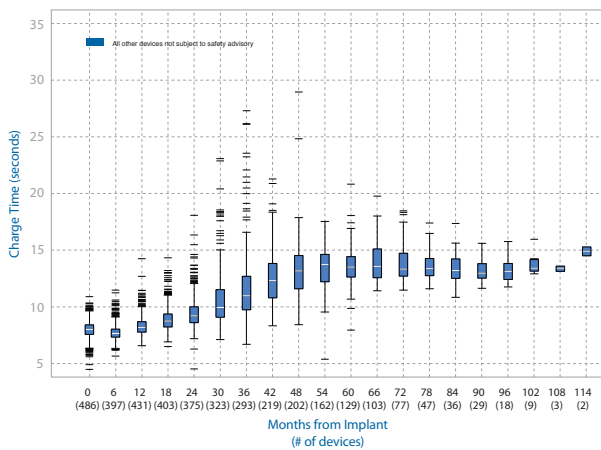
## 7231 GEM III VR Charge Time



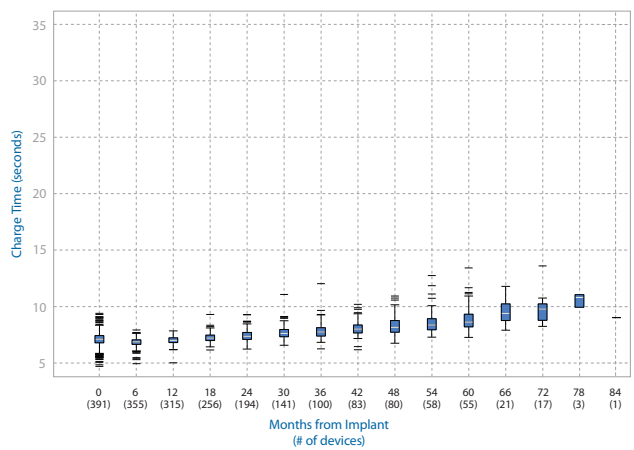
## 7232 Maximo VR Charge Time



## 7271 GEM DR Charge Time



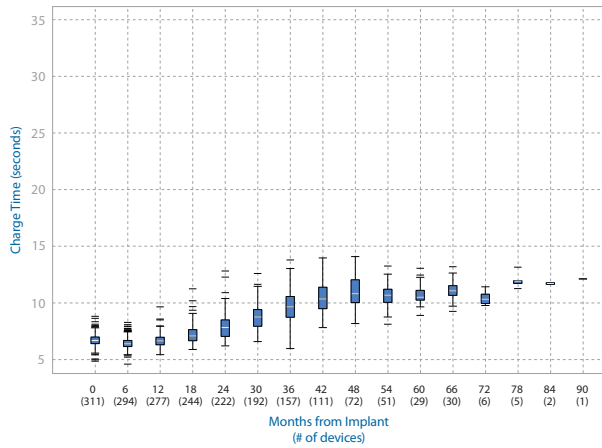
## 7274 Marquis DR Charge Time



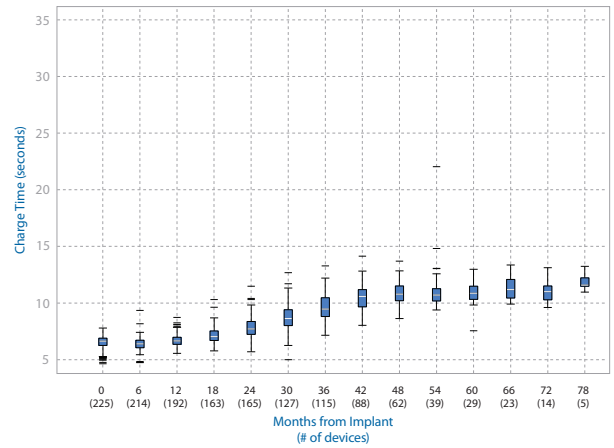
ICD Charge Times

# ICD and CRT-D Charge Time Performance continued

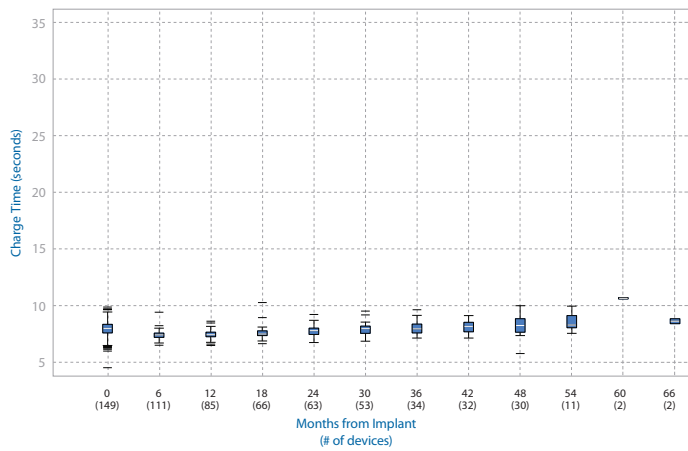
## 7275 GEM III DR Charge Time



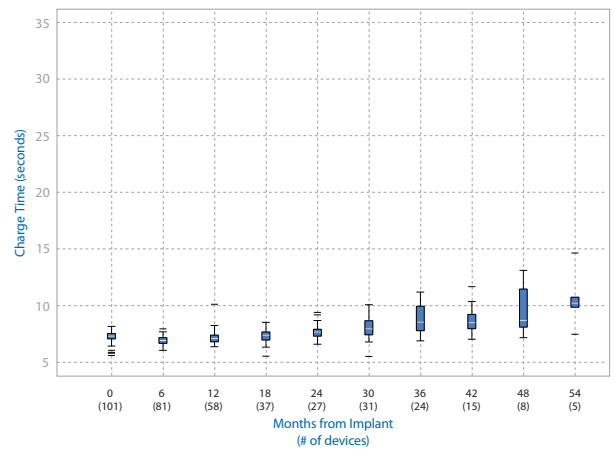
## 7276 GEM III AT Charge Time



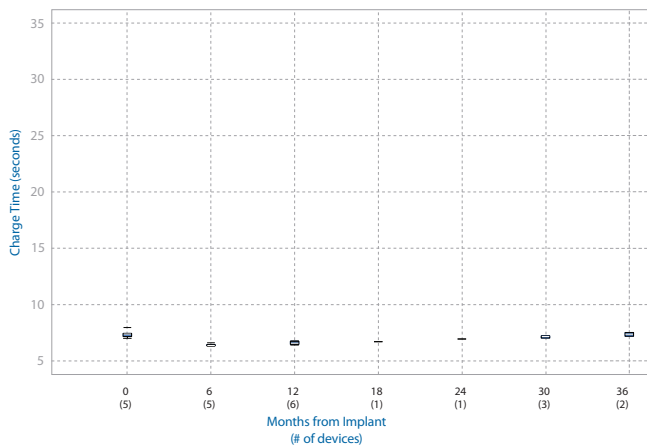
## 7278 Maximo DR Charge Time



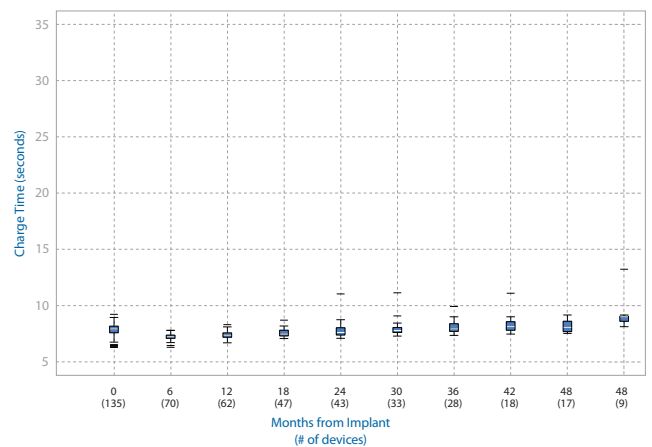
## 7279 InSync III Marquis Charge Time



## 7285 InSync III Protect Charge Time

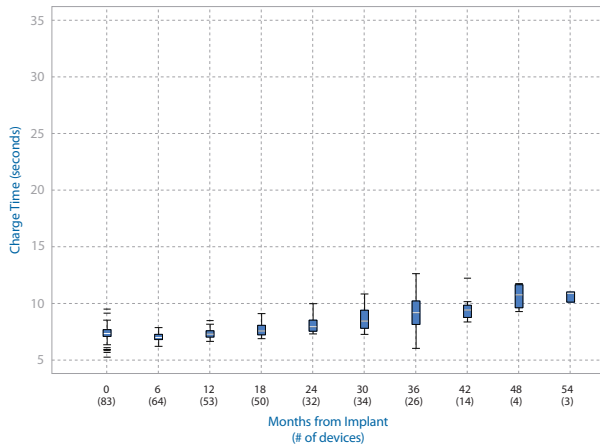


## 7288 Intrinsic Charge Time

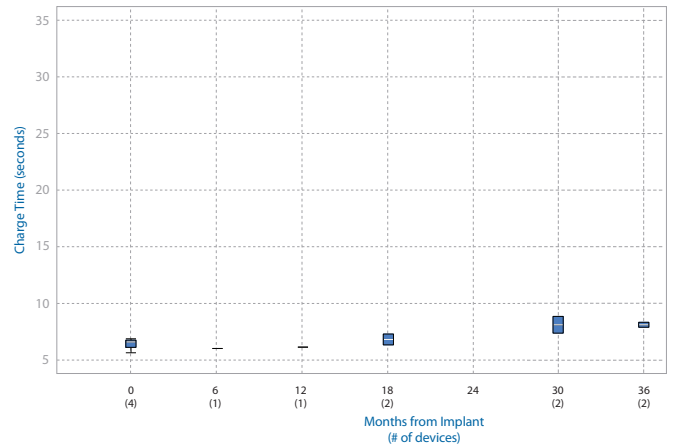


# ICD and CRT-D Charge Time Performance continued

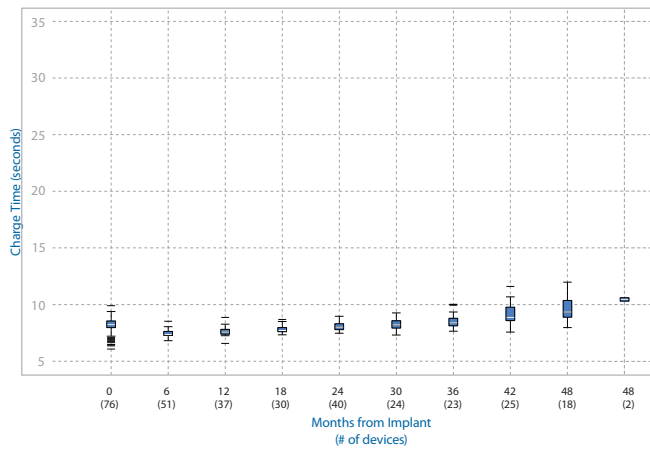
## 7289 InSync II Marquis Charge Time



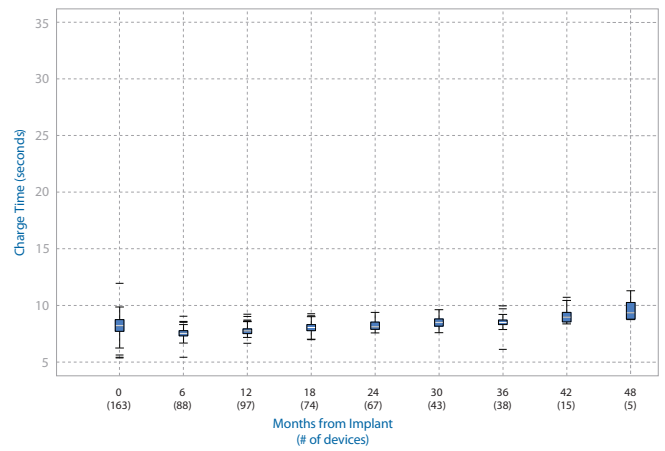
## 7290 Onyx Charge Time



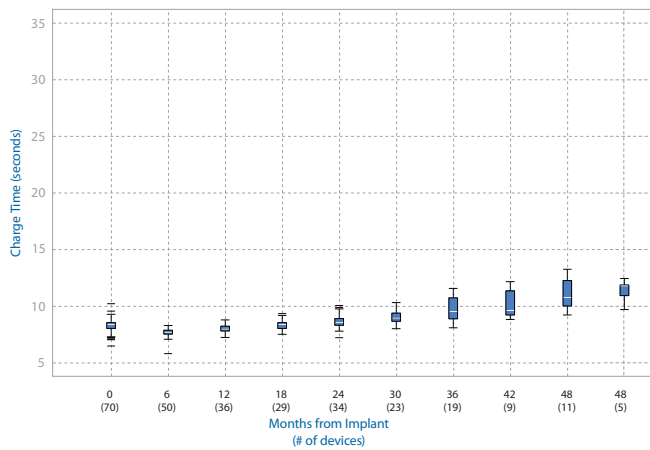
## 7297 InSync Sentry Charge Time



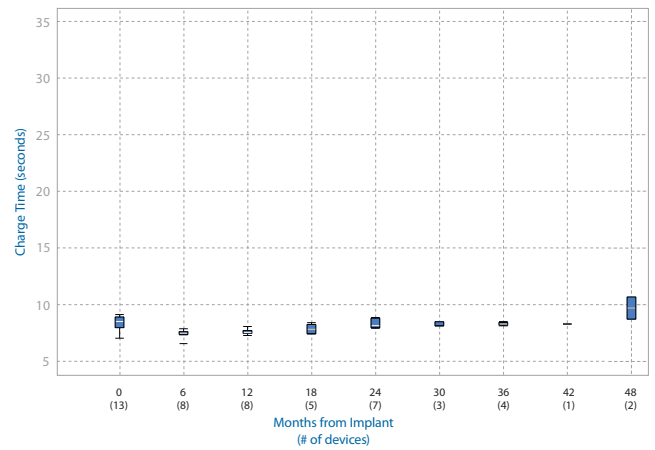
## 7299 InSync Sentry Charge Time



## 7303 InSync Maximo Charge Time



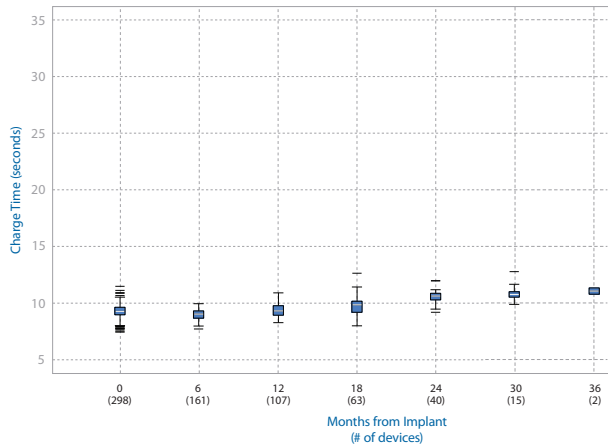
## 7304 InSync Maximo Charge Time



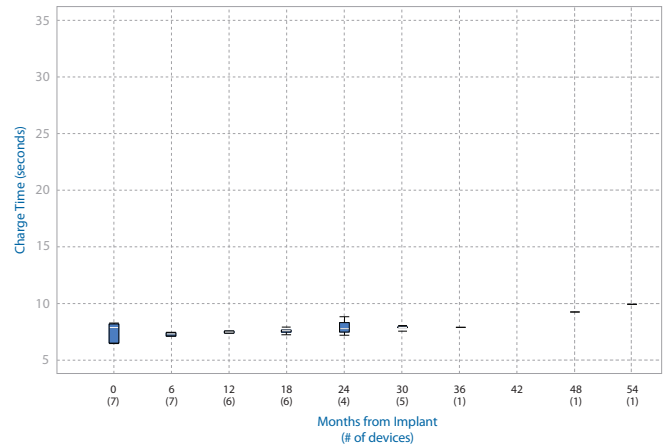
ICD Charge Times

# ICD and CRT-D Charge Time Performance continued

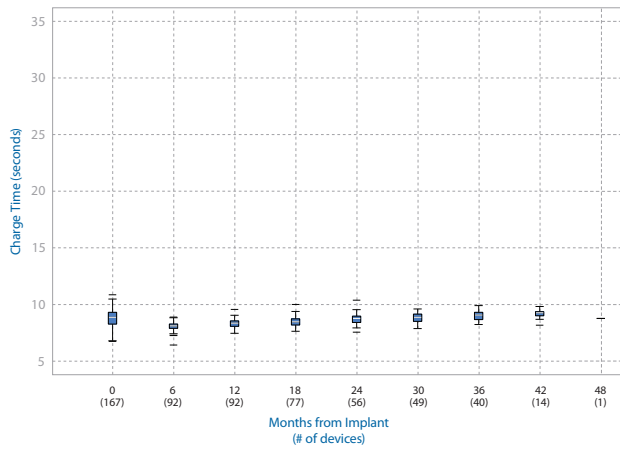
## C154DWK Concerto Charge Time



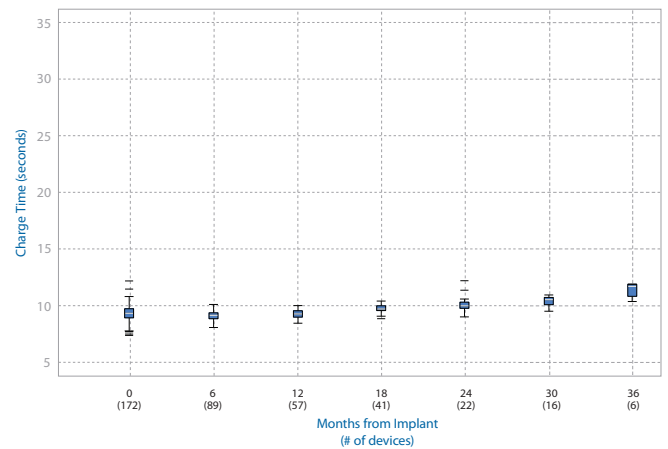
## D153ATG, D153DRG EnTrust Charge Time



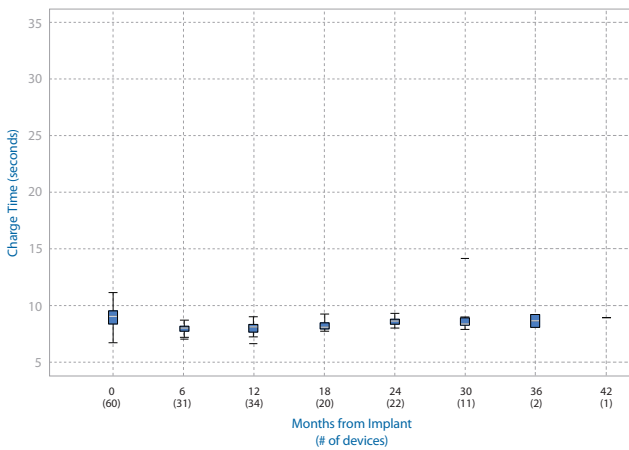
## D154ATG, D154DRG EnTrust Charge Time



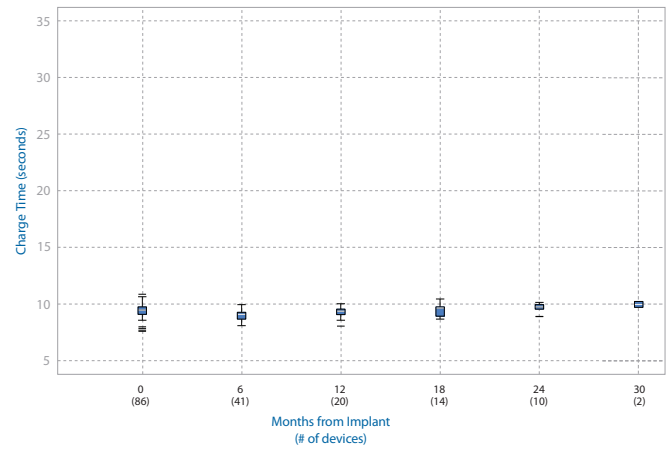
## D154AWG Virtuoso Charge Time



## D154VRC EnTrust Charge Time



## D154VWC Virtuoso Charge Time



# ICD and CRT-D Charge Time Performance continued

## D224DRG, D234DRG Secura DR Charge Time



## D234TRK Consulta Charge Time



## D234VRC Secura VR Charge Time



ICD Charge Times

## Concerto CRT-D and Virtuoso ICD

Original Date of Advisory: September 2009

### Potential Reduced Device Longevity

#### Product

A subset of an estimated 6,300 active implanted Concerto CRT-D and Virtuoso ICD devices worldwide may not meet expected device longevity. Specific model and serial numbers of affected devices are available online at: <http://cvsnlist.medtronic.com/>

#### Advisory

A subset of an estimated 6,300 active implanted Concerto CRT-D and Virtuoso ICD devices worldwide may not meet expected device longevity due to gradually increasing current drain caused by low voltage capacitor degradation. This issue may present in the affected devices as reaching the Recommended Replacement Time (RRT) earlier than projected. This issue does not compromise device functionality or affect therapy delivery.

Based on information from returned devices, Medtronic expects that affected devices will continue to provide at least 3 months of normal device function between RRT and End of Service (EOS) as described in device labeling.

Concerto and Virtuoso devices in the affected subset were manufactured primarily in 2006 and can be traced to a specific subset of low voltage capacitors.

#### Patient Management Recommendations

After consultation with Medtronic's Independent Physician Quality Panel, Medtronic offers the following recommendations for patients with devices in the affected subset:

Physicians should continue routine follow-up sessions at least every 3 months in accordance with product labeling.

Physicians should verify that the Low Battery Voltage RRT alert is programmed to "On-High." This provides an audible, alternating tone when the device reaches RRT. These devices are shipped with this alert programmed nominally to "On-High."

Physicians may consider monitoring patients through CareLink. The CareLink home monitor can be used to automatically notify the clinician when the device reaches RRT.

#### Status Update

As of September 2009, 230 devices out of approximately 8,900 devices worldwide have been confirmed as having exhibited this capacitor degradation. 206 of these devices were returned from the United States. To date, there have been no related confirmed failures in Concerto and Virtuoso devices outside of this subset, including devices that were manufactured during the same time.

Initial Affected Population	Number of Confirmed Advisory Related Events	Estimated Remaining Active Population	Current Malfunction Rate (Confirmed Malfunctions over total population)
<b>8,900</b> Implanted worldwide ( <b>7,000</b> United States)	<b>230</b> Worldwide ( <b>206</b> United States) with information indicating a clinical presentation	<b>6,300</b> Worldwide ( <b>5,200</b> United States)	<b>2.6%</b> Worldwide ( <b>2.9%</b> United States)

#### Warranty

Concerto CRT-Ds are covered under Medtronic's 4-year warranty and Virtuoso ICDs are covered under Medtronic's 5-year warranty. These warranties also include coverage of reasonable uninsured medical expenses for patients. See warranty cards or your Medtronic representative for terms and conditions.

**Kappa 600/700/900 Pacemakers**  
**Sigma 100/200/300 Pacemakers**  
 Original Date of Advisory: May 2009

**Potential Separation of Interconnect Wires**

**Product**

A specific subset of Kappa and Sigma series pacemakers may fail due to separation of interconnect wires from the hybrid circuit. Specific model and serial numbers of affected devices are available online at: <http://kappasigmasnlist.medtronic.com>

**Advisory**

Specific subsets of Kappa and Sigma series pacemakers may fail at a higher than expected rate due to separation of wires that connect the electronic circuit to other pacemaker components (e.g., battery, connector). This may present clinically as loss of rate response, premature battery depletion, loss of telemetry, or no output.

Some patients, whose devices experience a wire separation resulting in a loss of pacing output, will experience a return of bradycardia symptoms (e.g., fainting or lightheadedness). In rare cases involving pacemaker dependent patients, loss of pacing output may result in death or serious injury.

Since 1997, there have been over 1.7 million Kappa and Sigma devices implanted worldwide. Worldwide, an estimated 15,200 active Kappa devices and 6,100 active Sigma devices, manufactured primarily between November 2000 and November 2002, are affected by this issue. Most of these devices have been implanted in patients for five years or longer and may be nearing normal elective replacement time.

There is no provocative testing that can predict which specific devices may fail, and no device programming can mitigate this issue if it occurs.

**Patient Management Recommendations**

We realize that each patient requires unique clinical consideration and we support your judgment in caring for your patients. After consultation with Medtronic’s Independent Physician Quality Panel, Medtronic offers the following recommendations for patients:

- Physicians should advise their patients to seek medical attention immediately if they experience symptoms (e.g., fainting or lightheadedness).
- Physicians should consider device replacement for patients who are both pacemaker dependent and who have been implanted with a device in the affected subsets. Medtronic will offer a supplemental device warranty if the device is not already at elective replacement time.
- Physicians should continue routine follow-up in accordance with standard practice for those patients who are not pacemaker dependent.

**Status Update**

As of July 31, 2009, Medtronic has observed 350 Kappa devices and 153 Sigma devices with this failure mechanism from the Kappa and new Sigma device subsets. This represents 0.60% (Kappa) and 1.03% (Sigma) of the original affected implant population. Our modeling predicts failure rates of 1.1% (Kappa) and 4.8% (Sigma) over the remaining lifetime of these pacemakers due to this issue.

Initial Affected Population	Number of Confirmed Advisory Related Events	Estimated Remaining Active Population	Current Malfunction Rate (Confirmed Malfunctions over total population)	Predicted Malfunction Rate Over the Remaining Life of the Devices Still Implanted Population
<b>Kappa Pacemakers</b>				
<b>58,281</b> Implanted Worldwide (est.) <b>(17,626)</b> United States)	<b>324</b> Worldwide ( <b>181</b> United States) with information indicating a clinical presentation. An additional <b>26</b> worldwide ( <b>21</b> US) without information indicating a clinical presentation or with insufficient information to determine the state of the device at explant.	<b>14,900</b> Worldwide <b>(4,400)</b> United States)	<b>0.60%</b> Worldwide <b>1.15%</b> (United States)	<b>1.1%</b>
<b>Sigma Pacemakers</b>				
<b>14,918</b> Implanted Worldwide (est.) <b>(3,705)</b> United States)	<b>137</b> Worldwide ( <b>29</b> United States) with information indicating a clinical presentation. An additional <b>16</b> worldwide ( <b>9</b> US) without information indicating a clinical presentation or with insufficient information to determine the state of the device at explant.	<b>5,900</b> Worldwide <b>(1,500)</b> United States)	<b>1.03%</b> Worldwide <b>1.03%</b> (United States)	<b>4.8%</b>



## 6930, 6931, 6948, 6949 Sprint Fidelis Defibrillation Leads

Original Date of Advisory: October 2007

### Potential Conductor Wire Fracture

#### Product

All Model 6930, 6931, 6948, and 6949 implantable defibrillation leads

#### Advisory

There are two primary locations where chronic conductor fractures have occurred on Sprint Fidelis leads: 1) the distal portion of the lead, affecting the anode (ring electrode) and 2) near the anchoring sleeve tie-down, predominantly affecting the cathode (helix tip electrode), and occasionally the high voltage conductor. These two locations account for approximately 90% of the chronic fractures identified in Returned Product Analysis (RPA). The remaining 10% of chronic fractures occurred in the DF-1 connector leg and the proximal portion of the RV coil. High voltage conductor fractures could result in the inability to deliver defibrillation therapy. Anode or cathode conductor fractures (at either location) may present clinically as increased impedance, oversensing, increased interval counts, multiple inappropriate shocks, and/or loss of pacing output.

#### Patient Management Recommendations

Medtronic recommends you consider the following as part of routine follow-up for each patient:

- To reduce the risk of inappropriate detection and therapy due to oversensing, program VF detection for initial Number of Intervals to Detect (NID) to nominal settings (8/24) or longer at physician discretion and Redetect NID to nominal settings (12/16)
- Turn ON Patient Alert for RV Pacing, RV Defibrillation, and SVC Defibrillation impedance. For Concerto, Virtuoso, Consulta, Secura and Maximo II devices enrolled on the Medtronic CareLink Network, turn ON the Medtronic CareAlert Notifications for these same parameters.
- To optimize effectiveness of the lead impedance alert:
  - Review V. Pacing Lead Performance Trend to determine typical chronic impedance value for the patient (typical values for Fidelis leads should be 350-1,000 ohms)
  - Program lead impedance alert threshold for RV Pacing to 1,000 ohms, if the typical chronic impedance for the patient is  $\leq$  700 ohms, or
  - Program lead impedance alert threshold for RV Pacing to 1,500 ohms, if the typical chronic impedance for the patient is  $>$  700 ohms
  - Program lead impedance alert threshold for RV Defibrillation and SVC Defibrillation to 100 ohms

#### Status Update

Sprint Fidelis lead performance continues to be in line with the information provided in the October 2007, May 2008 and March 2009 advisory communications. In consultation with the Independent Physician Quality Panel, our patient management recommendations are as follows:

- When a lead fracture is suspected or confirmed, we strongly recommend prompt patient attention. Patients should contact their physician without delay if they experience unexpected shocks.
- The Lead Integrity Alert (LIA)<sup>†</sup> is expected to provide 3 days advance notice prior to inappropriate therapy to 76% of the patients with lead fractures. As a result, we strongly recommend that all Sprint Fidelis patients who have the ability to upgrade to Lead Integrity Alert do so promptly.

- The risk of prophylactic intervention appears to be greater than the risk of serious injury resulting from lead fracture even for pacemaker dependent patients, except in select individual patient circumstances as determined by the physician
- Special circumstances may apply to device change-out or upgrade procedures when a lead fracture has not occurred. At least four options are available, each of which carries risks and benefits that should be taken into consideration:
  - Leave a properly performing lead intact; this is likely to be the best choice for the majority of patients
  - Place a new ICD lead without extraction of the existing lead
  - Place a pace sense lead without the extraction of the existing lead. This option reflects the observation that approximately 90% of Fidelis failures are related to fractures in the pace sense circuit. It is unknown what the failure rate of the high voltage conductor would be should a pace sense conductor failure occur in the existing Sprint Fidelis lead.
  - Unusual patient circumstances may warrant extracting and implanting a new ICD lead. Factors to consider when making this decision include patient life expectancy, age, and comorbidities, number of implanted leads and duration of implant, and patient preference. **Medtronic's Independent Physician Quality Panel recommends that if a lead requires removal, the procedure be performed by a physician with extensive lead extraction experience.**

Out of the initial implant population of 204,000 in the United States, approximately 143,300 remain implanted. According to System Longevity Study results, lead survival is estimated to be 94.5% (+1.7/-2.5) at 51 months. As the implanted population ages and the sample size increases for each time interval, the accuracy of the estimated survival probability will increase as shown by tighter confidence intervals.

As part of our commitment to keep you informed about Sprint Fidelis lead performance, Medtronic publishes the quarterly System Longevity Study's all-cause lead survival curve and the CareLink dataset lead survival curve for the Model 6949 lead at: [www.medtronic.com/fidelis](http://www.medtronic.com/fidelis). Semi-annual updates will also continue to be provided in the Product Performance Report. Additional information about the Sprint Fidelis lead is available at: [www.medtronic.com/fidelis](http://www.medtronic.com/fidelis).

#### Lead Integrity Alert<sup>†</sup>

Medtronic has released Lead Integrity Alert (LIA) software. LIA was designed to provide patients more advance notice via an audible sound of a potential lead fracture that could result in an unnecessary shock.

Data show that with LIA, approximately 76% of the patients with Sprint Fidelis leads are expected to receive 3 or more days advance warning of a potential lead fracture that could result in an unnecessary shock.

Upon hearing the alert, patients should contact their physician without delay.

LIA can be downloaded into nearly all Medtronic implantable cardioverter defibrillators (ICDs) and cardiac resynchronization therapy defibrillators (CRT-Ds) implanted worldwide.

## Sigma Implantable Pulse Generators

Original Date of Advisory: November 2005

### Potential Separation of Interconnect Wires

#### Product

A specific subset of Sigma series pacemakers may fail due to separation of interconnect wires from the hybrid circuit. Specific model and serial numbers of affected devices are available online at: <http://SigmaSNList.medtronic.com>.

#### Advisory

This subset of Sigma series pacemakers that may fail due to separation of interconnect wires from the hybrid circuit may present clinically as loss of rate response, premature battery depletion, intermittent or total loss of telemetry, or no output.

Separation of redundant interconnect wires has been observed on hybrid terminal blocks. Device failure occurs only where both interconnect wires separate from a hybrid terminal block. In October 2005, testing and analysis identified the root cause of these failures and the affected population. Hybrid circuits used in this subset of devices were cleaned during manufacturing with a particular cleaning solvent that could potentially reduce the strength of the interconnect wire bond over time.

No provocative testing can predict which devices may fail.

#### Patient Management Recommendations

**Recommendation for the management of patients who have pacemakers affected by this advisory were changed in May 2009. Current recommendations are:**

We realize that each patient requires unique clinical consideration and we support your judgment in caring for your patients. After consultation with Medtronic's Independent Physician Quality Panel, Medtronic offers the following recommendations for patients in the 2005 Sigma advisory:

- Physicians should advise their patients to seek medical attention immediately if they experience symptoms (e.g., fainting or lightheadedness).

- Physicians should consider device replacement for patients who are both pacemaker dependent and who have been implanted with a device in the affected subsets. Medtronic will offer a supplemental device warranty if the device is not already at elective replacement time.
- Physicians should continue routine follow-up in accordance with standard practice for those patients who are not pacemaker dependent.

#### Status Update

As of July 31, 2009, 328 devices out of approximately 40,000 devices worldwide have been confirmed as having experienced interconnect wire separation. Seventy-five (75) of these devices were returned from the United States.

One hundred ninety-three (193) of the 328 devices (0.46%) were returned with information indicating a problem with the patient's pacing system prior to explant. The remaining 135 devices (0.32%) were returned with no information indicating a potential malfunction while implanted or with insufficient information to determine the state of the device at explant. Lacking definite information indicating proper operation until explant, these devices are conservatively categorized as having experienced interconnect wire separation while implanted.

Our original modeling predicted a failure rate from 0.17% to 0.30% over the remaining lifetime of these pacemakers. However, updated modeling now predicts a failure rate of 3.9% over the remaining device life.

Out of the initial advisory population of 40,000 worldwide, approximately 13,100 remain implanted. Approximately 3,100 of these are in the United States.

Initial Affected Population	Number of Confirmed Advisory Related Events	Estimated Remaining Active Population	Current Malfunction Rate (Confirmed Malfunctions over total population)	Predicted Malfunction Rate Over the Remaining Life of the Devices Still Implanted Population
<b>40,000</b> Implanted Worldwide (est.) <b>(9,900)</b> United States	<b>193</b> Worldwide <b>(34)</b> United States) with information indicating a clinical presentation. An additional <b>135</b> worldwide ( <b>41</b> US) without information indicating a clinical presentation or with insufficient information to determine the state of the device at explant.	<b>13,100</b> Worldwide <b>(3,100)</b> United States)	<b>0.82%</b> Worldwide <b>0.78%</b> (United States)	<b>3.9%</b>

**7274 Marquis DR**    **7278 Maximo DR**    **7277 InSync Marquis**    **7279 InSync III Marquis**  
**7230 Marquis VR**    **7232 Maximo VR**    **7289 InSync II Marquis**    **7285 InSync III Protect**  
 Original Date of Advisory: February 2005

## Potential Premature Battery Depletion Due to Battery Short

### Product

The specific subset of Marquis family ICD and CRT-D devices having batteries manufactured prior to December 2003 is affected. Devices manufactured with batteries produced after December 2003 are not affected. Specific model and serial numbers of affected devices are available online at: <http://MarquisSNList.medtronic.com>.

### Advisory

Medtronic Marquis family of ICD and CRT-D devices having batteries manufactured prior to December 2003 may experience rapid battery depletion due to a specific internal battery short mechanism. Battery design changes were implemented in December 2003 that eliminate the possibility of this internal shorting mechanism.

Highly accelerated bench testing indicated the rate of this shorting mechanism may increase as the battery is depleted. As of February 2005, the rate of shorting was approximately 1 in 10,000 (0.01%); bench test data indicated the rate may increase to between 0.2% and 1.5% over the second half of device life.

No provocative testing can predict which of these devices will experience this issue. Once a short occurs, battery depletion can take place within a few hours to a few days. After depletion the device ceases to function. It is also possible that as the battery depletes quickly, patients may experience temporary warmth in the area surrounding the ICD.

### Patient Management Recommendations

We recommend you consider the following patient management options:

- Conduct quarterly (i.e., every 3 months) follow-up procedures
- Inform patients that should they experience warmth in the area surrounding the ICD to seek follow-up care promptly
- Program Low Battery Voltage ERI Patient Alert to “On-High.” This will result in an audible, alternating tone in the limited circumstances where a battery depletes slowly over a number of days. Data indicates most shorts will occur rapidly and will not be detected by this feature.

- Provide a hand-held magnet to patients to check device status and program the Low Battery Voltage ERI Patient Alert to “On-High.” Device operation may be monitored periodically (e.g., daily) by patients placing the magnet over the device for 1-2 seconds. If the device is functional, a steady tone will sound for approximately 20 seconds. If no tone is heard, follow-up care should be sought promptly.

### Status Update

**The Marquis Family device performance related to the battery shorting mechanism continues to be within Medtronic’s engineering projections.** As of July 31, 2009, 165 Marquis Family devices have been confirmed as having this internal battery shorting mechanism. Ninety-seven (97) of these devices were returned from the United States.

Out of the initial advisory population of 87,000 worldwide, approximately 20,500 remain implanted. Approximately 18,000 of these are in the United States.

The Patient Management Recommendations set forth in the advisory remain unchanged.

### Warranty

All Marquis devices are subject to a Limited Warranty. Devices returned to Medtronic and determined to be malfunctioning will be replaced or credited in accordance with the warranty terms. In addition, for devices subject to the Marquis advisory, should a physician decide to replace a device for a patient who is pacemaker dependent or who receives frequent VT/VF therapy, Medtronic will, upon receipt of a written statement from the physician setting forth the basis for early replacement of the device, provide a replacement device at no cost.

Initial Affected Population	Number of Confirmed Advisory Related Events	Estimated Remaining Active Population	Current Malfunction Rate (Confirmed Malfunctions over total population)	Predicted Malfunction Rate Over the Remaining Life of the Devices Still Implanted Population
<b>87,000</b> Implanted Worldwide <b>(76,000</b> United States)	<b>165</b> Worldwide <b>(97</b> United States)	<b>20,500</b> Worldwide <b>(18,000</b> United States)	<b>0.19%</b> Worldwide <b>(0.13%</b> United States)	Consistent with Medtronic projections, the observed rate of shorting may increase to between <b>0.2%</b> and <b>1.5%</b> over the second half of device life.

**Kappa 600, 700 Dual Chamber (D, DR, and VDD) IPGs**

Original Date of Advisory: March 15, 2002

**Potential Fractured Power Supply Wires**

**Product**

A specific subset of Kappa 700/600 dual chamber (D, DR, and VDD) implantable pulse generators has been identified by serial numbers. Hospitals and Physicians were notified. Specific model and serial numbers of affected devices are available by calling US Technical Services at 1 (800) 505-4636.

**Advisory**

As of March 15, 2002, Medtronic observed 53 related failures (0.02%) in over 255,000 Kappa 700/600 dual chamber (D, DR, and VDD) series devices sold worldwide. Medtronic voluntarily communicated this information to physicians because these failures had been observed in patients having submuscular implants.

These devices have presented with an electrical reset, intermittent output, or no output. Our investigation identified the root cause as fractured wires supplying power to the pacemaker. This has been directly correlated to submuscular placement of these devices. Submuscular implant locations (e.g., subpectoral, abdominal, etc.) can result in additional stress and repetitive flexing on the implanted device causing excessive fatigue on these wires. Of the estimated 4,000 devices implanted submuscular, approximately 200 (5%) may experience this failure. These stresses on the implanted device are unique to submuscular implant sites and do not exist with subcutaneous implants.

**Patient Management Recommendations**

While there is no provocative testing or time dependency that will predict which submuscular placed device will fail, certain electrical resets may be an indicator that a wire fracture has occurred. Normal electrical resets can occur as a result of electrosurgical procedures such as cautery and ablation or from defibrillation therapy. If none of the normal causes of electrical reset can be confirmed, or if a device serial number presents as “000000” following an electrical reset, this may be an indicator of a wire fracture.

For patients who have submuscular implants of devices within the designated serial number range and who are pacemaker dependent with no underlying rhythm, replacement of the device should be considered. Medtronic will provide the replacement device free of charge under the terms of its warranty program if a device is replaced in these patients.

For patients having subcutaneous implants, no change to your current patient care and follow-up is advised.

**Status**

**Patient management recommendations remain unchanged.** As of July 31, 2009, 317 out of approximately 180,000 distributed (0.17% incidence) Kappa family devices worldwide have been confirmed as having fractured power supply wires. One hundred sixty-six (166) of these devices were returned from the United States. Out of the initial implant population of 121,000 in the United States, approximately 12,600 remain implanted.

Initial Affected Population	Number of Confirmed Advisory Related Events	Estimated Remaining Active Population	Current Malfunction Rate	Predicted Malfunction Rate Over the Remaining Life of the Devices Still Implanted Population
<b>180,00</b> Active Worldwide at time of advisory ( <b>121,000</b> United States)	<b>317</b> Worldwide ( <b>166</b> United States)	<b>19,200</b> Worldwide ( <b>12,600</b> United States)	<b>0.17%</b> Worldwide ( <b>0.14%</b> United States)	<b>0.03%</b>

## 4504, 4504M CapSure Atrial Lead

## 4582 Target Tip Atrial Lead

Original Date of Advisory: October 4, 1996

### Lead Survival Below Expectations

#### Product

All Model 4504, 4504M, and 4582 implantable pacing leads

#### Advisory

Lead survival probability is below expectations and is primarily associated with insulation degradation due to Metal Ion Oxidation (MIO).

#### Patient Management Recommendations

- Follow patients in accordance with Medicare Guidelines
- Avoid the use of the AAI or AOO mode
- During patient evaluation, give careful attention to lead performance such as:
  - Review patient ECG for indications of transient sensing and/or capture abnormalities
  - Monitor in clinic for impedance less than 250 ohms or a decrease of more than 30% from implant values (or an established baseline using telemetry), which would suggest lead failure
- Consider the use of unipolar if the pulse generator has this capability
- At the time of pacemaker system revision (e.g., normal pulse generator or ventricular lead revision), carefully evaluate lead integrity and patient status before choosing to reuse

#### Status

**Patient management recommendations remain unchanged. Laboratory analysis trends and engineering conclusions remain unchanged.**

Out of the initial implant population of 16,600 in the United States, approximately 1,600 remain implanted. According to System Longevity Study results, lead survival is estimated to be 70.7% at 6 years, 3 months.

## Minix and Minix ST IPGs

Original Date of Advisory: May 6, 1991

### Potential Delayed Restoration of Permanent Settings

#### Product

All Models of the Minix and Minix ST families of implantable pulse generators

#### Advisory

Possibility of delayed restoration of permanent pacing mode and parameters, after the magnet or programming head is removed under certain conditions.

#### Patient Management Recommendations

To eliminate any potential risk associated with temporary programming, depress the INTERROGATE key and verify successful interrogation before moving the programming head away from the pulse generator. The delay condition can also be terminated by repositioning the programming head and depressing the EMERGENCY VVI key.

#### Status

**Device performance related to this advisory continues to be within Medtronic's engineering projections. Patient management recommendations remain unchanged.** Out of the initial implant population of 65,000 in the United States, approximately 3,800 remain implanted. The devices affected by this advisory are nearing the end of their expected longevity.



# Performance Notes

## Potential Malfunction of CRT, ICD, and IPG Products due to Anomalies in MOSFET Integrated Circuit Technology

Medtronic has detected a specific pattern of MOSFET IC malfunctions in its Concerto, Virtuoso and EnRhythm family of devices. As of July 2009, Medtronic has confirmed twenty-eight (28) malfunctions related to this pattern out of 115,000 EnRhythm and 233,000 Concerto/Virtuoso products distributed worldwide. Reliability analysis of this pattern shows the probability of occurrence decreases with time and, to date over 90% of the malfunctions related to the pattern have occurred within the first twelve months after implant. With process improvements in place, Medtronic expects few, if any, additional malfunctions related to this pattern.

The pattern involves metal-oxide-semiconductor field-effect transistors (MOSFET). A MOSFET is an electronic circuit used to amplify or switch electronic signals. MOSFETs have been used in the electronics industries for decades and MOSFET technology is the most widely used type of integrated circuit. Medtronic uses this technology in the circuitry of its CRT, ICD, and IPG products. Each product contains thousands of MOSFETs in its electronic circuitry.

Each MOSFET depends on a layer of insulating material to electrically isolate its components. The integrity of this insulating layer is important to the operation of the MOSFET. Variation in the thickness of the insulating layer can cause the MOSFET to operate in an undesirable manner. Process variations for electronic circuits can affect the integrity of the insulating material, and can lead to MOSFET malfunction. Medtronic's quality system strives to control process variation and detect undesired anomalies that are characteristic of all MOSFET manufacturing. In addition, Medtronic's post-market vigilance activities monitor malfunctions and may implement screening and testing improvements when a pattern of related malfunctions is identified.

The pattern with the Concerto, Virtuoso and EnRhythm models has presented clinically as high lead impedance, sensing difficulty, loss of pacing therapy and/or early battery depletion due to higher than normal battery drain. The degree of battery drain varies case by case, such that the time from the onset to battery depletion has ranged from several days to several months. If not detected by normal patient follow-up procedures, the use of patient alerts or CareLink remote monitoring, the battery will fully deplete, leaving the patient without therapy.

As of March 2009, Medtronic has implemented additional electrical screening and stress tests to address this specific pattern for products being sold.

Since these rates of malfunction are low and the probability of occurrence decreases with time, Medtronic recommends physicians continue following patients in accordance with standard practice.

## Clinical Management of VCM near Elective Replacement

### Background

Medtronic Technical Services has received reports of devices going to ERI or end of life (EOL) sooner than expected after a normal follow-up in which the device longevity was projected to be approximately 18 months. It has been noted that these cases typically involve Kappa 700 devices where Ventricular Capture Management set the ventricular lead to high output (5 V, 1 ms), which occurs by device design when a high threshold is measured. It is important for physicians and allied professionals to understand VCM behavior as it relates to longevity so that they can, in turn, understand how this affects management of the device and follow-up visits as VCM equipped IPGs near the end of their expected longevity.

### Device Longevity and VCM Behavior

Ventricular Capture Management is a feature that uses evoked response sensing to determine the stimulation threshold needed to capture the ventricular chamber. Proper detection of the evoked response is crucial to the VCM algorithm determining an accurate capture threshold. There are rare conditions, however, during which the VCM algorithm will not be able to measure the evoked response accurately.<sup>1</sup> When this occurs, for safety reasons the VCM algorithm will reprogram the output to 5 V, 1 ms until the subsequent VCM measurement.

If the device has considerable remaining longevity, these occasional excursions to high output do not substantially affect remaining longevity. However, if the device has less than approximately 18 months remaining longevity, there is the possibility that the high output condition caused by the 5 V, 1 ms output will drain the battery and trigger ERI.

When ERI is declared by the device, VCM is disabled and the outputs are left at 5 V, 1 ms until the device is reprogrammed at an in-office follow-up. This increased current drain of a high output condition will speed depletion of the device, possibly resulting in the device getting to the EOL (battery voltage  $\leq 2.15$  V).

Please note that the following parameter changes occur when the device goes to ERI:

*Table: IPG Therapy Parameter Changes at ERI*

Parameter	Value
Pacing Mode	VVI
Lower Rate	65 bpm
Single Chamber Hysteresis	OFF
Sleep Function	OFF
Ventricular Capture Management	OFF
Atrial Sensing Assurance	OFF
Ventricular Sensing Assurance	OFF

Kappa 700 is Medtronic's first-generation VCM algorithm, which has a relatively higher incidence of evoked response undersensing compared to subsequent algorithms, resulting in more frequent high output conditions. Therefore, Kappa 700 products are the primary focus of this note. It should be noted that IPGs equipped with the second-generation VCM algorithm (Kappa 900, EnPulse, Adapta/Versa/Sensia, and Relia) have not been observed with evoked response undersensing in the general population, though the items listed in "Follow-Up Considerations" may also be used on these devices.

### Follow-Up Considerations

- Estimated longevity in the event the device goes to high output can be determined by the following steps. This allows the clinician to determine follow-up frequency if he or she is concerned the device may go to ERI due to high output.
  - Program the ventricular channel to 5 V, 1 ms
  - Navigate to Data/Battery and Lead Measurements
  - When the message stating "Warning – Old Data" is displayed, select "Yes" to measure battery voltage and lead impedance at the new ventricular outputs
  - An updated remaining longevity estimate will be calculated on the elevated outputs. Note the "Minimum Remaining Longevity." Clinical decisions can be based on this value.
  - Program the Amplitude and Pulse Widths back to their original values before leaving the session
- If the capture trends and lead impedance trends are stable, VCM can be programmed to "Monitor Only" for the remaining device life. This should be considered only if remaining longevity is 18 months or less.
- Follow-up frequency can be increased for those patients who do not have stable capture or lead impedance trends. This can be done via a CareLink Home Monitor, or in-office.

<sup>1</sup> Medtronic, Inc. (2001). Medtronic Kappa 700/600 Series Pacemaker Reference Guide (Chapter 4, p. 27). Can be retrieved from <http://manuals.medtronic.com>.



## Ensuring the Accuracy of Battery Longevity Estimates

### Purpose of This Information

This article is intended to help the clinician understand how Medtronic estimates CRT-D, ICD, and IPG device longevity and Medtronic’s performance against these estimates.

### Device Longevity and Battery Depletion

The device service life ends when the usable battery capacity is depleted. The time to battery depletion depends on three factors:

- The amount of electrical energy expended in providing therapy to the patient
- The amount of energy consumed by the electronic circuitry to perform the functions of the device (e.g., operating the microprocessor, telemetry, memory, and charging component)
- The energy capacity of the battery

Medtronic has developed a statistical model for device longevity that accounts for each of these factors, and has validated the model with real time clinical performance. During the development of its products, Medtronic engineers characterize device longevity using this model. Testing begins during development and continues after market release to ensure the accuracy of device longevity estimates.

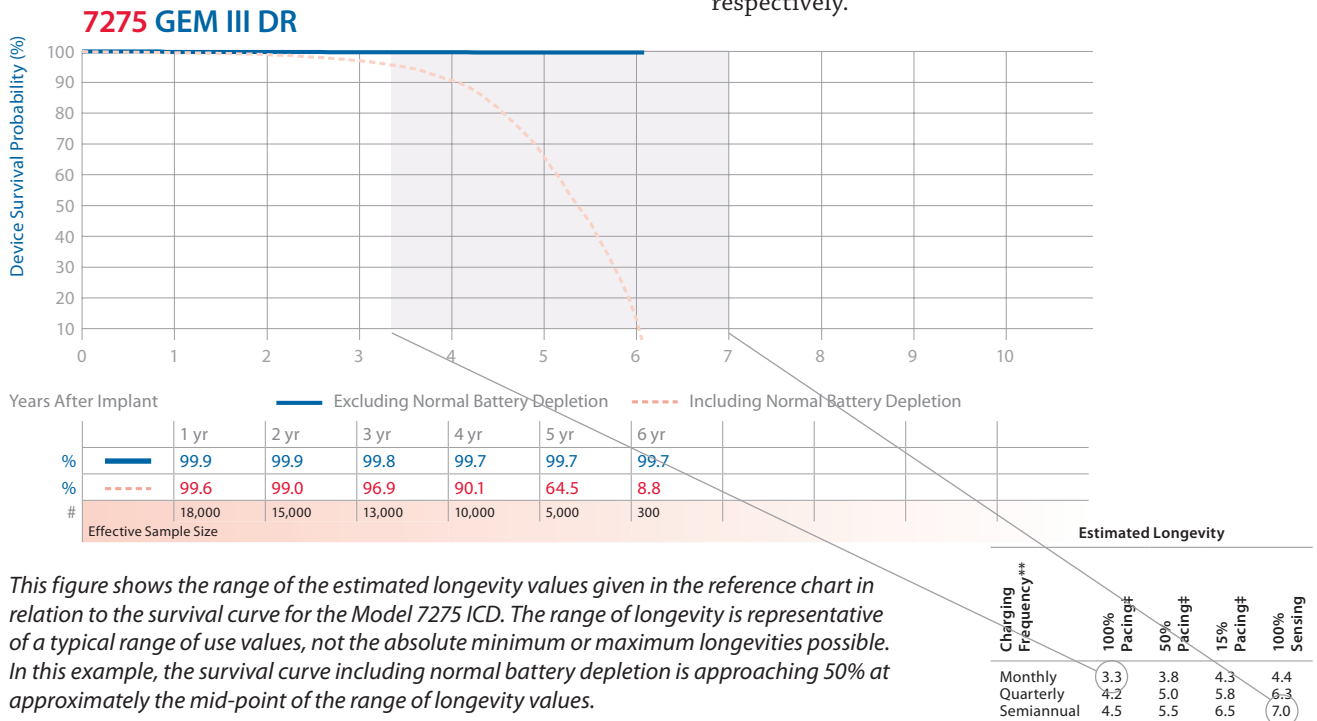
### Using Survival Curves to Assess Longevity

The survival curves in the Product Performance Report represent the composite experience of thousands of devices over a wide range of programming options and patient use conditions. While the curves are useful for understanding the overall performance of a population of devices, they cannot be used to accurately predict the longevity of a specific device in a specific patient. To get a longevity prediction for a specific device, the longevity model must be used. The model is available by contacting Medtronic’s Technical Services Department.

Because the survival curves are an aggregate result, the Reference pages in the Product Performance Report include several longevity estimates for a range of use conditions. These longevity estimates are mean values calculated for the parameters given. This range of longevity estimates can be compared to the survival curve including normal battery depletion to assess the overall clinical performance of a device model against the original longevity estimates.

If most of a device model’s population is being used at nominal parameters and conditions, the time at which the survival curve including normal battery depletion equals 50% should approximate the midpoint in the range of longevity estimates.

If devices tend to be used at conditions that consume more or less energy than nominal, then the time at which the survival curve equals 50% should tend toward the lower or higher end of the range of longevity estimates, respectively.



## Interactions between Cardiac Pacing and Ventricular Arrhythmia Initiation

### Purpose of This Information

This article is intended to provide information for consideration when programming pacemaker operation in ICDs and pacemakers.

### Background

Right ventricular pacing has been associated with increased risk of appropriate therapy for ventricular tachycardia (VT) and ventricular fibrillation (VF) in ICD patients.<sup>1</sup> Abrupt changes in ventricular cycle lengths (short-long-short, S-L-S) may precede initiation of VT/VF in some instances. S-L-S sequences may be permitted in all forms of cardiac pacing. The pause lengths depend upon pacing mode and lower rate programming.<sup>2-4</sup> Because pauses may be associated with VT/VF initiation, pause suppression algorithms have been developed in ICDs. Although pause suppression may have utility in specific patients with repolarization abnormalities and pause dependent VT, it has not been shown to reduce arrhythmia incidence in the general ICD population.<sup>5</sup> Conversely, S-L-S sequences may occur with ventricular pacing in a variety of ways, including atrial tracking of premature atrial contractions (PACs) or by terminating pauses with ventricular paced beats.<sup>6</sup> In some patients, the ectopic depolarization pattern of a ventricular paced beat may be pro-arrhythmic, independent of pause timing. These observations have further enforced the desire to reduce unnecessary ventricular pacing.

### Clinical Trial Observations

Medtronic-sponsored clinical trials were retrospectively analyzed to further understand pause-mediated (i.e., S-L-S) scenarios prior to VT/VF. S-L-S onset scenarios were observed in a minority of patients in all pacing modes. Pacemaker interactions prior to VT/VF are dependent on patient conditions, as well as the technical aspects of pacing operation (i.e., pacing mode, lower rate, and AV interval). Because a very low frequency of ventricular pacing is observed during Managed Ventricular Pacing (MVP)<sup>7-9</sup> or VVI 40 pacing modes,<sup>10</sup> the long interval tended to terminate with a ventricular sense. In DDD mode, the long interval tended to be terminated by a ventricular pace. Long intervals of > 1,000 ms prior to VT/VF were rare in MVP mode. In these analyses, only an association between cardiac pacing and VT/VF initiation can be observed, causality cannot be established. The ongoing MVP (Managed Ventricular Pacing vs. VVI 40 Pacing) Trial, a 2-year, 1,000-patient prospective, randomized trial in ICD patients may offer more insight into the frequency of VT/VF across pacing modes.<sup>11</sup>

### Pacemaker Patients

In pacemaker patients, ventricular pacing has been associated with higher incidence of AT/AF and heart failure hospitalization.<sup>12,13</sup> MVP provides atrial rate support while dramatically reducing ventricular pacing in patients with sinus node dysfunction and transient AV block.<sup>9</sup> However, as stated in Medtronic reference manuals, depending upon the patient's intrinsic rhythm and conduction, MVP may allow ventricular cycle variation and occasional pauses of up to twice the lower rate.

DDD pacing with long AV intervals may reduce ventricular pacing and may decrease the potential length of pauses compared to MVP. However, DDD with long AV interval programming does not appear to be as effective as AAI-based pacing modes at reducing ventricular pacing,<sup>13,14</sup> may lead to endless loop tachycardia,<sup>14,15</sup> and does not completely eliminate pauses. Also, in DDD mode, a higher programmed lower rate or activation of rate response can lead to an increase in AV conduction times and a higher percentage of ventricular pacing. The potential benefits of reducing ventricular pacing must be weighed against the potential for longer ventricular pauses. Therefore, careful consideration should be given to pacemaker mode and lower rate programming, particularly in the setting of frequent AV block and repolarization abnormalities due to congenital Long QT, electrolyte imbalances, and some medications that prolong QT.

### Conclusion

Pacemaker operation may interact with VT/VF initiation in a variety of ways. The patient's heart failure status, arrhythmia substrate, medications, and the relative importance of maintaining ventricular synchrony versus ensuring ventricular rate support must be weighed when choosing optimal hardware (ICD vs. pacemaker) and pacemaker programming (pacing mode, lower rate, etc.).

### References

- Steinberg JS, Fischer A, Wang P, et al. The clinical implications of cumulative right ventricular pacing in the multicenter automatic defibrillator trial II. *J Cardiovasc Electrophysiol*. April 2005;16(4):359-365.
- Pinski SL, Eguia LE, Trohman RG. What is the minimal pacing rate that prevents torsades de pointes? Insights from patients with permanent pacemakers. *PACE*. November 2002; 25(11):1612-1615.
- Goldman DS, Levine PA. Pacemaker-mediated polymorphic ventricular tachycardia. *PACE*. October 1998; 21(10):1993-1995.
- Gray CJ, Basta M, Sapp JL, Parkash R, Gardner MJ. Inappropriate application of managed ventricular pacing in a patient with Brugada syndrome leading to polymorphic ventricular tachycardia, ventricular fibrillation and implantable cardioverter defibrillator shocks. *Heart Rhythm*. 2006, Abstract P1-89.
- Friedman PA, Jalal S, Kaufman S, et al. Effects of a rate smoothing algorithm for prevention of ventricular arrhythmias: results of the Ventricular Arrhythmia Suppression Trial (VAST). *Heart Rhythm*. May 2006;3(5):573-580.
- Himmrich E, Prziwille O, Zellerhoff C, et al. Proarrhythmic effect of pacemaker stimulation in patients with implanted cardioverter-defibrillators. *Circulation*. July 15, 2003;108(2):192-197.
- Sweeney MO, Ellenbogen KA, Casavant D, et al. Multicenter, prospective, randomized trial of a new atrial-based Managed Ventricular Pacing Mode (MVP) in dual chamber ICDs. *J Cardiovasc Electrophysiol*. 2005;16:1-7.
- Sweeney MO, Shea JB, Fox V, et al. Randomized pilot study of a new atrial-based minimal ventricular pacing mode in dual-chamber implantable cardioverter-defibrillators. *Heart Rhythm*. July 2004;1(2):160-167.
- Gillis AM, Pürerfellner H, Israel CW, et al. Reducing unnecessary right ventricular pacing with the managed ventricular pacing mode in patients with sinus node disease and AV block. *PACE*. July 2006; 29(7):697-705.
- Dual-chamber pacing or ventricular backup pacing in patients with an implantable defibrillator: the Dual Chamber and VVI Implantable Defibrillator (DAVID) Trial. *JAMA*. December 25, 2002;288(24):3115-3123.
- Sweeney MO, Ellenbogen KA, Miller EH, Serfese L, Sheldon T, Whellan D. The Managed ventricular pacing versus VVI 40 Pacing (MVP) Trial: clinical background, rationale, design, and implementation. *J Cardiovasc Electrophysiol*. December 2006;17(12):1295-1298.
- Sweeney MO, Ellenbogen KA, et al. Adverse effect of ventricular pacing on heart failure and atrial fibrillation among patients with normal baseline QRS duration in a clinical trial of pacemaker therapy for sinus node dysfunction. *Circulation*. June 17, 2003;107(23):2932-2937.
- Nielsen JC, Kristensen L, Andersen HR, Mortensen PT, Pedersen OL, Pedersen AK. A randomized comparison of atrial and dual-chamber pacing in 177 consecutive patients with sick sinus syndrome: echocardiographic and clinical outcome. *J Am Coll Cardiol*. August 20, 2003;42(4):614-623.
- Nielsen JC, Pedersen AK, Mortensen PT, Andersen HR. Programming a fixed long atrioventricular delay is not effective in preventing ventricular pacing in patients with sick sinus syndrome. *Europace*. April 1999; 1(2):113-120.
- Dennis MJ, Sparks PB. Pacemaker mediated tachycardia as a complication of the autointrinsic conduction search function. *PACE*. June 2004;27(6 Pt 1):824-826.

## AT500 Pacing System Follow-Up Protocol

### Purpose of This Information

This article is intended to provide clinical guidance regarding follow-up practice and patient management when the AT500 battery voltage approaches the Elective Replacement Indicator (ERI) level of 2.6 volts.

### Background

Many AT500 pacing systems are now reaching their ERI voltage level (2.6 volts). This is expected since the battery used has an approximate longevity of 5-6 years under normal conditions (100% DDD pacing, 3 volts, 0.4 ms).

Technical Services has received reports of battery voltage levels below end of life (EOL of 2.2 volts) where EGM pre-storage is programmed ON, or higher outputs and/or pacing rates are necessary. It is important for physicians and allied professionals to understand battery depletion characteristics between ERI and EOL so that they, in turn, can understand how this affects management of follow-up visits for the AT500 as this device nears the end of its expected longevity.

### AT500 Battery and Longevity Information

In contrast to other IPGs, the AT500 does not change its mode, stimulation rate, or any other parameter when the battery voltage drops below the ERI level of 2.6 volts (with or without magnet applied). The Threshold Margin Test (TMT) is also not available.

Therefore, it is not possible to perform transtelephonic assessment of AT500 battery status. This must be done during an in-clinic follow-up session. A warning will be displayed on the Quick Look screen at the beginning of a programmer (follow-up) session when the ERI battery level

occurs. The measured battery voltage will also appear on the programmer display and on printouts.

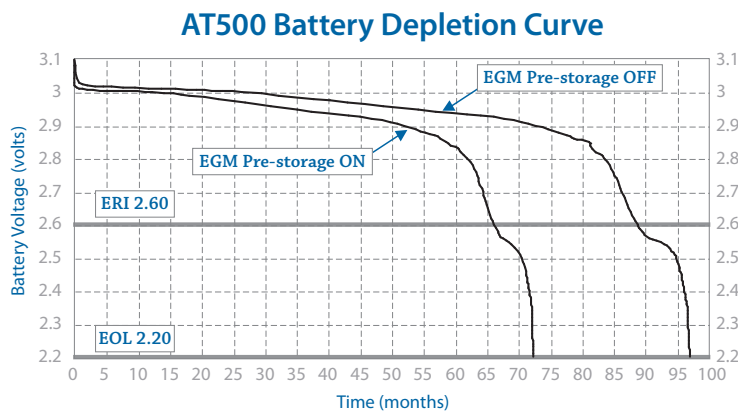
Battery depletion curves are shown in Figure 1, with special focus on device longevity when programming EGM pre-storage ON or OFF.

Medtronic's review of ongoing AT500 battery life test data matches our original longevity modeling and so meets our expectations. However, when using longer durations between follow-up periods (> 3 months), clinicians should consider the following in setting their remaining longevity expectations.

- Enabling the "EGM Pre-storage On" capability will increase current and reduce device longevity by approximately 9 days for each month pre-storage is ON
- Longevity decreases with an increase in pacing rate, an increase in pacing amplitude or pulse width, a decrease in pacing impedance, a higher ratio of paced to sensed events, or extended use of the Atrial Preference Pacing, EGM pre-storage, or Holter Telemetry features

### Recommendations

Follow-up frequency should always be accelerated as devices reach ERI voltage levels to ensure device explant/replacement occurs prior to end of life voltage levels. With the wide variety of follow-up schedules being used, Medtronic recommends a 3-month follow-up frequency for the AT500 pacing systems. This is particularly important for patients in whom EGM pre-storage is programmed ON, or higher outputs and/or pacing rates are necessary.



**Figure 1**  
AT500 battery depletion curve for common parameter settings of DDDR, LR 70 ppm, UR 120 ppm, 100% pacing, Atrial – 2 V, 0.4 ms, 600 ohms, Ventricle – 2 V, 0.6 ms, 900 ohms, and EGM Pre-storage ON versus OFF.

## Insertion of the Lead into the Device

The implantable system consists of a pulse generator and at least one lead. The system operation depends on proper electrical and mechanical operation. With the advent of internationally recognized connector standards, the challenge of ensuring proper mechanical fit between the lead and device connectors has been simplified, although the international connector standard does not address all aspects of the procedure for connecting a lead to the device.

If the lead connector is not fully installed, oversensing may result as described in the connector problems section of the performance note, “Clinical Management of High Voltage Lead System Oversensing.”

Performing the following steps can be used for each lead connection during the implant procedure:


**1** Insert the torque wrench into the appropriate setscrew. For easier lead insertion, insert the lead closest to the device first.

- 2** Look down the connector port to verify that the port is not obstructed. If the port is obstructed, retract the setscrew to clear the bore. Take care not to disengage the setscrew from the connector block.
- 3** Push the lead into the connector port until the lead pin is clearly visible beyond the setscrew block.
- 4** Hold the lead in position while tightening the setscrew until the torque wrench clicks.
- 5** Tug gently on the lead to confirm a secure fit.

Current publications may provide additional information on implant procedures used by others, e.g., radiographic evaluation of the terminal pin beyond the terminal post.<sup>1</sup>

<sup>1</sup> Pickett RA III, Saavedra P, Ali MF, Darbar D, Rottman JN. Implantable cardioverter-defibrillator malfunction due to mechanical failure of the header connection. *J Cardiovasc Electrophysiol*. September 2004;15(9):1095-1099.

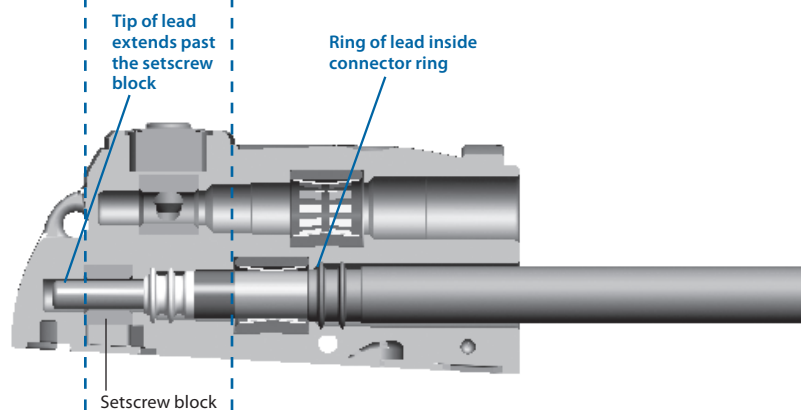
**Connector module before lead insertion**



Lead prior to insertion



**Cross-section of connector module after lead fully installed**



**X-ray image of connector module after lead fully installed**



## GEM II DR/VR and GEM III DR/VR/AT ICD Battery Discharge Behavior

Medtronic manufactured and utilized a unique lithium/silver vanadium oxide battery in the GEM II/III family of ICDs. This battery has a distinctive voltage discharge with two regions of constant voltage at 3.2 volts and 2.6 volts.

The battery discharge curve (see curve below) is characterized by a significant decrease in the battery voltage approaching middle of life (MOL), followed by a plateau (MOL to ERI) where the battery voltage remains around 2.6 volts. The transition to the plateau could be easily misinterpreted as the battery rapidly approaches ERI, which occurs at 2.55 volts, when the battery may in fact have several years remaining until ERI.

It is important to understand that this battery voltage decrease in the GEM II/III family of ICDs is a normal

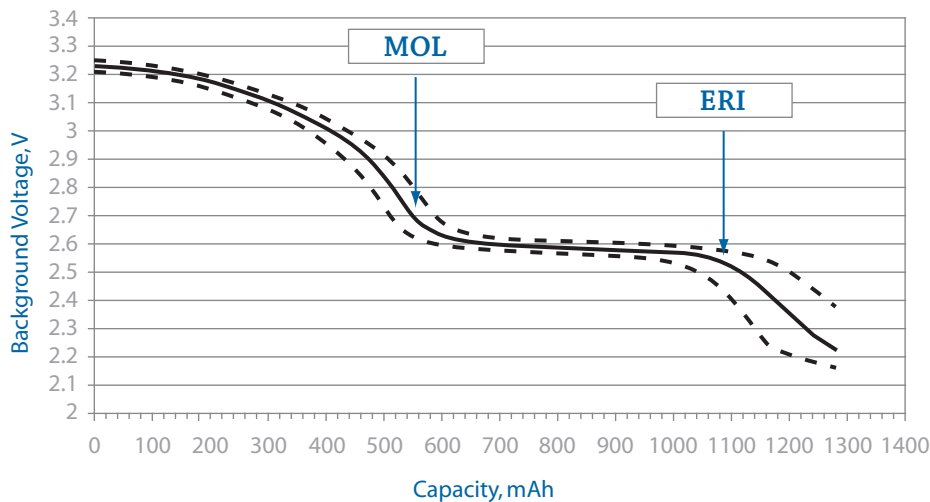
characteristic of the battery function in these devices and should not create a need for additional follow-up or monitoring.

As a general rule of thumb, the longevity from implant to MOL = MOL to ERI.

The design of the battery in subsequently released models has been modified to present a more linear battery discharge curve.

If you are concerned about early ERI in your patient's device, you can utilize the battery trend measurements stored in the save-to-disk file, which can be accessed and interpreted through the Medtronic Technical Services at 1 (800) 723-4636.

**GEM II/III Battery Discharge Curve**





## General Follow-Up and Replacement of ICD Leads

Implanted leads operate in the challenging biochemical environment of the human body and the body's response to foreign objects. Implanted leads are also subject to mechanical stresses associated with heart motion, body motion, and patient anatomy.

In this environment, pacemaker and defibrillation leads cannot be expected to last forever. Unlike implantable cardioverter defibrillators (ICDs), a lead's longevity cannot be predicted nor are there simple indicators that a lead is approaching the end of its service life. The determination that a lead may be approaching end of service life requires follow-up of the chronically implanted lead and thorough evaluation of lead integrity at ICD replacement.

### Follow-Up of Chronically Implanted Leads

The frequency of follow-up for ICD patients will depend on a number of factors including the patient's medical condition, ICD system implant time, hospital/clinic follow-up practice, and Medicare guidelines. In all cases, it is important to assess the functionality of the ICD system and the integrity. For newly implanted leads, it is beneficial to establish a baseline of chronic performance parameters once the lead has stabilized, generally within 6 to 12 months after implant. These performance parameters should include pacing and sensing thresholds and impedance. During routine patient follow-up, these procedures can be used to evaluate lead integrity.

- Measure pacing and sensing threshold and compare to the chronic baseline. Significant increases or decreases may be indicative of lead failure, dislodgement, perforation, exit block, etc.
- Measure pacing impedance where possible and compare to the chronic baseline. Decreases of 30% or more or pacing impedances below 200-250 ohms may be indicative of insulation failure. Sudden and significant increases in pacing impedance may be indicative of conductor fracture.
- High voltage lead circuit impedance should be between 10-75 ohms at system implant. Chronic measurements below 10 and above 200 ohms may be indicative of high voltage lead circuit failure.
- Carefully review ECGs or the nonsustained detection log on Medtronic ICDs for indications of pacing and/or sensing abnormalities such as oversensing, undersensing, and loss of capture
- Elicit and investigate any patient complaints/symptoms that may be suggestive of potential lead failure

Where routine follow-up indicates, additional tools should be used to further evaluate performance. Tools include radiographic data, ICD electrograms, ICD Patient Alert and performance information from the System Longevity Study (SLS).

The final decision on the functional integrity and continued use of an implanted lead must be a matter of medical judgment based on these factors as well as specific patient conditions.

### General Criteria for Lead Replacement

The evaluation of a chronically implanted lead is an important part of the decision to continue to use the lead with a new ICD. However, these results alone do not necessarily predict the future integrity of that lead. With the expected longevity of today's ICDs varying between approximately 5 and 10 years, a physician replacing a device should consider a number of factors, including those listed below.

Factors that should be considered in a decision to replace or continue to use include:

- Pacing and sensing thresholds should be evaluated for the potential to maintain acceptable levels
- Pacing impedance should be measured. Bear in mind that pacing impedance below 250 ohms results in excessive battery current drain, which may seriously compromise ICD longevity, regardless of lead integrity.
- The physical appearance of the lead should be examined for insulation cracks, breaches, or other indications of lead wear or degradation
- Medtronic System Longevity Study data should be referenced. Actuarial survival of the lead and the observed lead failure mechanisms are specific factors to consider. Use of a new lead should be considered if failure mechanisms suggest an increased time dependency as suggested in the shape of performance curve for the specific lead model.
- Current publications may provide additional information on the clinical management of leads.<sup>1-3</sup> Ultimately, the decision to replace an implanted lead involves medical judgment.

<sup>1</sup> Hauser RG, Cannom D, Hayes DL, et al. Long-term structural failure of coaxial polyurethane implantable cardioverter defibrillator leads. *PACE*. June 2002;25(6):879-882.

<sup>2</sup> Ellenbogen KA, Wood MA, Shepard RK, et al. Detection and management of an implantable cardioverter defibrillator lead failure: incidence and clinical implications. *J Am Coll Cardiol*. January 1, 2003;41(1):73-80.

<sup>3</sup> Hauser RG, Kallinen LM, Almquist AK, Gornick CC, Katsiyannis WT. Early failure of a small-diameter high-voltage implantable cardioverter-defibrillator lead. *Heart Rhythm*. July 2007;4(7):892-896.

## Clinical Management of High-Voltage Lead System Oversensing

Appropriate sensing by an ICD system refers to the sensing of cardiac events that may or may not require therapy delivery. ICD systems must sense relatively large QRS complexes while avoiding sensing of smaller T waves, yet continue to sense often small variable amplitude ventricular fibrillation. Thus, ICD systems attempt to dynamically adjust sensing of electrical events and discriminate between them based on detection algorithms and programmed settings.

Inappropriate sensing can occur when an ICD system classifies events of non-cardiac origin as QRS/VF events, or senses and counts T and far-field P waves as ventricular depolarizations. This is often referred to as “oversensing,” and may result in delivery of inappropriate high-voltage therapies. This is due, in part, to the desire to err on the side of delivering lifesaving high voltage therapy rather than withholding

it. Thus, an ICD system that is experiencing oversensing issues will continue to deliver therapeutic shocks as required, but may also subject the patient to unnecessary shocks.

Oversensing can be difficult to manage, in that the precipitating cause of the oversensing can be problematic to isolate. Oversensing can be caused by many factors, including myopotentials/far-field sensing, electromagnetic interference, T wave sensing, connector issues, incomplete or complete conductor fractures, and insulation breaches. While the individual physician must exercise medical judgment in determination of appropriate clinical management of ICD systems, the chart below may assist in the process of causal factor differentiation and possible intervention.

Phenomenon	Causal Factors	Characteristics	Management/Comments
Myopotentials/ Far-field sensing	Diaphragmatic muscle potentials in breathing, wide tip-to-ring (coil on integrated bipolar leads) spacing	Nonphysiological sensed event on EGM, which may confuse detection potentially resulting in false positive shocks	Check R waves for deterioration. Reprogram sensitivity. Try repositioning lead. Consider change-out to true bipolar lead, or if true bipolar lead in use, one with closer tip-to-ring spacing than current lead.
EMI (Electro-Magnetic Interference)	Arc welders, electrical generators, store walk-through security scanners, poorly insulated electrical equipment	Multiple and consecutive short intervals (< 140 ms) independent of underlying sinus beats. Associated with proximity to the EMI source.	Avoid EMI areas. True bipolar leads less susceptible.
T-wave sensing	Drugs, ischemic tissue, exercise, Long QT syndrome, electrolyte imbalance	Sense markers seen on EGM related to T wave. False positive detection.	Check for R wave deterioration and characteristics. If R wave > 3.0 mV, reprogram sensitivity. If R wave < 3.0 mV, reposition/replace lead. Address causal factor (e.g., drugs [if appropriate/medically viable]).
Connector problems	Loose setscrew, cross-threaded setscrew, incomplete lead insertion into header	This is an acute phenomenon seen within 6 months of implant (usually sooner)	Requires invasive check of connections. May be reproducible with pocket manipulation.
Incomplete conductor fracture	One or more filars of a multifilar conductor fracturing while leaving enough filars intact to provide a conduction circuit	Characterized by chaotic oversensing related to motion of the fracture site	Check EGMs and x-rays. Manipulate lead at suspected fracture site if possible as a provocative test. If confirmed, replace lead.
Lead insulation breach	Cuts, tears, metal ion oxidization, abrasion, cold flow, environmental stress cracking	Characterized by cyclical and/or erratic, intermittent, spontaneous oversensing; often post-pace or post-shock can cause false positives	Replace lead. If acute, usually secondary to implant damage/replacement damage. If late, material characteristic.
Oversensing during interrogation with programming head (not wireless telemetry) with complete lead fracture	Interrogation with a programming head in combination with complete lead fracture that creates an open circuit can induce noise on the sensing circuitry inside the ICD can	Nonphysiologic sensed event on EGM. If detection is enabled during interrogation, oversensing may result in inappropriate therapy.	Quickly remove the programming head. CANCEL the interrupted interrogation and manually load the software for the specific device model. Reposition the programmer head over the device and immediately select SUSPEND. Device will resume detection when programming head is removed, or when RESUME is selected. Replace lead.

*Technical Services is available at all times to advise clinicians in the troubleshooting and management of Medtronic products. For assistance in the United States, please call 1 (800) 723-4636. In other countries, please contact your local Medtronic representative.*

## Tests and Observations for Clinical Assessment of Chronic Pacing Leads

Test/Observation	Possible Insulation Failure	Possible Conductor Failure	Possible Other System Failure	Effect on Test/Observation
<b>Pacing Impedance</b> (Telemetered or Measured Invasively)	Sudden and Significant Decrease	Sudden and Significant Increase	Dislodgement. . . . . Perforation. . . . . Electrolyte Imbalance. . . . . Improper IPG/Lead Connection. . .	Decrease Increase or Decrease Increase or Decrease Increase or Decrease
<b>Pacing Thresholds</b> (Telemetered/Programmed or Measured Invasively)	Sudden and Significant Increase, Especially in Bipolar System	Sudden and Significant Increase	Dislodgement. . . . . Exit Block. . . . . Infarct at Electrode Site. . . . . Perforation. . . . . Improper IPG/Lead Connection. . .	Increase Increase Increase Increase Increase
<b>Electrograms</b> (Telemetered or Measured Invasively)	Sudden and Significant Decrease in Amplitudes and/or Slew Rates for P and/or R Waves	Sudden and Significant Decrease or Disappearance of Amplitudes and/or Slew Rates for P and/or R Waves	Dislodgement. . . . . Perforation . . . . . Infarct at Electrode Site. . . . . Electrolyte Imbalance. . . . . Improper IPG/Lead Connection. . .	Decrease Decrease Decrease Decrease Decrease
<b>Waveform Analysis</b> (Oscillographs of Pacer Artifact from ECG Electrodes)	Sudden Increase in Ratios of Leading-Edge Voltages to Trailing-Edge Voltages (i.e., over 25% increase)	Intermittent or No Pacer Artifacts (Even in Asynchronous Mode)	Improper IPG/Lead Connection	Intermittent or No Pacer Artifacts (Even in Asynchronous Mode)
<b>Radiographs</b> (Post-Implant, Recent, Current)	Not Discernible	Visual Observation of Conductor/Connector/ Electrode Fracture (Sometimes Discernible)	Dislodgement or Perforation. Improper IPG/Lead Connection.	Sometimes Discernible
<b>Visual Inspection</b> (Invasive)	Insulation Breach and/or Degradation, or Ligature Cut-Through	Not Easily Discernible	Connector Defect or Connector Pulled Apart. Improper IPG/Lead Connection.	Sometimes Discernible
<b>Pectoral Muscle Stimulation</b>	Sudden Onset, Especially in Bipolar System		Connector Defect in Bipolar or Unipolar. Hypersensitivity to Unipolar Pulse Generator Can. Anti-Stim Coating or Protection Deficient.	
<b>Phrenic Nerve/ Diaphragmatic Stimulation</b>	Sudden Onset in Bipolar or Unipolar Systems		Perforation or Displacement of Atrial Lead (Phrenic Nerve)	
<b>Pacemaker ECG Stimulus</b> Artifact Size and Morphology Change (May Not Be Possible with Digital ECG)	Sudden Onset and Significant Change, Especially in Bipolar System (Increase in Size)	Sudden Changes, Usually a Decrease in Size	Perforation or Dislodgement. Connector Defect. Improper IPG/Lead Connection.	Sometimes Discernible
<b>Oversensing</b> (Intermittent or Continuous)	Sudden Onset, Especially in Bipolar Systems		Physical Contact between the Electrode(s) on the Lead and that of Another Lead. Inappropriate IPG Parameter Setting. Improper IPG/Lead Connection.	Sometimes Discernible
<b>Undersensing</b> (Intermittent or Continuous)	Sudden Onset in Either Unipolar or Bipolar Systems	Sudden Onset in Either Unipolar or Bipolar Systems	Dislodgement or Perforation. Infarct at Electrode Site. Electrolyte Imbalance. Inappropriate IPG Parameter Setting. Improper IPG/Lead Connection.	Sometimes Discernible
<b>Loss of Capture</b>	See "Pacing Thresholds" Above	See "Pacing Thresholds" Above	See "Pacing Thresholds" Above	



## By Model Number

2187	80, 83, 84	6948	91, 93, 94, 95, 138	ADDR06	38, 65, 72	KVDD701	51, 67, 73, 137
2188	80, 83, 84	6949	92, 93, 94, 95	ADDRL1	38, 65, 72	KVDD901	53, 68, 73
3830	96, 117, 120, 121, 122	6963	87, 93, 94, 95	ADDRS1	39, 65, 72	P1501DR	44, 66, 72
4023	97, 117, 120, 121, 122	6966	87, 93, 94, 95	ADSR01	39, 65, 72	SDR203	60, 70, 74, 137, 139
4024	97, 117, 120, 121, 122	6996	92, 93, 94, 95	ADSR03	39, 65, 72	SDR303	61, 70, 74, 137, 139
4033	98, 117, 120, 122	6999	87, 93, 94, 95	ADSR06	39, 65, 72	SDR306	61, 70, 74, 137, 139
4067	98, 117, 120, 121, 122	7088	56, 69, 73	ADVDD01	40, 65, 72	SED01	58, 70, 74
4068	99, 117, 120, 121, 122	7089	56, 69, 73	AT501	40, 65, 72, 148	SEDRL1	58, 70, 74
4073	100, 117, 120, 122	7107	55, 69, 73	C154DWK	16, 19, 20, 134	SEDRL1	74
4074	101, 117, 120, 121, 122	7108	55, 69, 73	C164AWK	16, 19, 20	SES01	59, 70, 74
4076	102, 117, 120, 121, 122	7227	21, 32, 35, 131	C174AWK	16, 19, 20	SESRL1	59, 70, 74
4092	103, 117, 120, 121, 122	7229	150	D153ATG	27, 33, 36, 134	SS103	59, 70, 74, 137, 139
4193	81, 83, 84	7230	21, 32, 35, 131, 140	D153DRG	27, 33, 36, 134	SS106	59, 70, 74, 137, 139
4194	81, 83, 84	7231	22, 32, 35, 131, 150	D153VRC	36	SSR203	60, 70, 74, 137, 139
4195	82, 83, 84	7232	22, 32, 35, 131, 140	D154ATG	27, 33, 36, 134	SSR303	61, 70, 74, 137, 139
4196	82, 83, 84	7253	40, 65, 72, 148	D154AWG	28, 33, 34, 36, 134	SSR306	61, 70, 74, 137, 139
4504	103, 117, 120, 121, 122, 142	7271	23, 32, 35, 131	D154DRG	27, 33, 36, 134	SVDD303	62, 70, 74, 137, 139
4504M	103, 117, 120, 121, 122, 142	7272	20, 35	D154VRC	28, 34, 36, 134	VEDR01	64, 71, 74
4523	104, 118, 120, 121, 122	7274	23, 32, 35, 131, 140	D154VWC	29, 34, 36, 134		
4524	104, 118, 120, 121, 122	7275	24, 33, 35, 132, 146, 150	D164AWG	28, 33, 34, 36		
4533	105, 118, 120, 122	7276	25, 33, 35, 132, 150	D164VWC	29, 34, 36		
4558M	105, 118, 120, 121, 122	7277	35, 140	D224DRG	29, 34, 36, 135		
4568	106, 118, 120, 121, 122	7278	25, 33, 35, 132, 140	D224TRK	17, 19, 20		
4574	106, 118, 120, 121, 122	7279	132, 140	D224VRC	30, 34, 36		
4582	142	7285	132, 140	D234DRG	135		
4592	107, 118, 120, 121, 122	7287	35	D234TRK	135		
4951	124, 126, 127	7288	26, 33, 35, 132	D234VRC	135		
4951M	124, 126, 127	7289	13, 18, 20, 133, 140	D284DRG	30, 34, 36		
4965	124, 126, 127	7290	26, 33, 35, 133	D284TRK	17, 19, 20		
4968	125, 126, 127	7295	20	D284VRC	31, 34, 36		
5023	107, 118, 120, 121, 122	7297	13, 18, 20, 133	E1DR01	41, 65, 72		
5023M	107, 118, 120, 121, 122	7299	14, 18, 20, 133	E1DR03	41, 65, 72		
5024	108, 118, 120, 121, 122	7303	14, 18, 20, 133	E1DR06	41, 65, 72		
5024M	108, 118, 120, 121, 122	7304	15, 18, 20, 133	E1DR21	41, 65, 72		
5032	128, 129	7860	57, 69, 74	E2DR01	42, 66, 72		
5033	108, 118, 120, 121, 122	7861	57, 69, 74	E2DR03	42, 66, 72		
5034	109, 118, 120, 121, 122	7862	57, 69, 74	E2DR06	42, 66, 72		
5038	128, 129	7960i	62, 71, 74	E2DR21	42, 66, 72		
5054	109, 118, 120, 121, 122	7961i	62, 71, 74	E2DR31	43, 66, 72		
5068	110, 118, 120, 121, 122	7962i	62, 71, 74	E2DR33	43, 66, 72		
5069	127	8040	15, 18, 20	E2SR01	43, 66, 72		
5071	125, 126, 127	8042	16, 18, 20	E2SR03	43, 66, 72		
5072	111, 118, 120, 121, 122	8085	57, 69, 73	E2SR06	43, 66, 72		
5076	112, 119, 120, 121, 122	8086	57, 69, 73	E2VDD01	44, 66, 72		
5092	113, 119, 120, 121, 122	8088	56, 69, 73	KD701	49, 67, 73, 137, 141		
5524	113, 119, 120, 121, 122	8089	56, 69, 73	KD703	49, 67, 73, 137, 141		
5524M	113, 119, 120, 121, 122	8158	58, 69, 74	KD706	49, 67, 73, 137, 141		
5534	114, 119, 120, 121, 123	8160	58, 69, 74	KDR401	45, 66, 72		
5554	114, 119, 120, 121, 123	8161	58, 69, 74	KDR403	45, 66, 72		
5568	115, 119, 120, 121, 123	8162	58, 69, 74	KDR601	47, 67, 72, 137, 141		
5592	115, 119, 120, 121, 123	8330	55, 69, 73, 143	KDR603	47, 67, 72, 137, 141		
5594	116, 119, 120, 121, 123	8331	55, 69, 73, 143	KDR606	47, 67, 72, 137, 141		
6721	85, 93, 94, 95	8331M	55, 69, 73, 143	KDR651	48, 67, 72, 137, 141		
6921	85, 93, 95	8340	55, 69, 73, 143	KDR653	48, 67, 72, 137, 141		
6930	85, 93, 94, 95	8341	55, 69, 73, 143	KDR701	49, 67, 73, 137, 141		
6931	86, 93, 94, 95	8341M	55, 69, 73, 143	KDR703	49, 67, 73, 137, 141		
6932	86, 93, 94, 95	8342	55, 69, 73, 143	KDR706	49, 67, 73, 137, 141		
6933	87, 93, 94, 95	8416	54, 68, 73	KDR721	50, 67, 73, 137, 141		
6934S	95	8417	54, 68, 73	KDR801	51, 68, 73		
6935	87, 93, 94, 95	8417M	54, 68, 73	KDR803	51, 68, 73		
6936	88, 93, 94, 95	8418	54, 68, 73	KDR901	52, 68, 73		
6937	87, 93, 94, 95	8419	54, 68, 73	KDR903	52, 68, 73		
6937A	87, 93, 94, 95	8424	54, 68, 73	KDR906	52, 68, 73		
6939	87, 93, 94, 95	8426	54, 68, 73	KDR921	52, 68, 73		
6940	116, 119, 120, 121, 123	8427	54, 68, 73	KSR401	46, 66, 72		
6942	89, 93, 94, 95	8960i	63, 71, 74	KSR403	46, 66, 72		
6943	89, 93, 94, 95	8961i	63, 71, 74	KSR701	50, 67, 73		
6944	90, 93, 94, 95	8962i	63, 71, 74	KSR703	50, 67, 73		
6945	90, 93, 94, 95	8968i	63, 71, 74	KSR706	50, 67, 73		
6947	91, 93, 94, 95	ADD01	38, 65, 72	KSR901	53, 68, 73		
		ADDR01	38, 65, 72	KSR903	53, 68, 73		
		ADDR03	38, 65, 72	KSR906	53, 68, 73		

By Family

A

Adapta DR		5023	107, 118, 120, 121, 122
ADD01	38, 65, 72	5023M	107, 118, 120, 121, 122
ADDR01	38, 65, 72	5024	108, 118, 120, 121, 122
ADDR03	38, 65, 72	5024M	107, 118, 120, 121, 122
ADDR06	38, 65, 72	5524	113, 119, 120, 121, 122
ADDRL1	38, 65, 72	5524M	113, 119, 120, 121, 122
ADDRS1	39, 65, 72	CapSure SP Novus	
Adapta SR		4092	103, 117, 120, 121, 122
ADSR01	39, 65, 72	4592	107, 118, 120, 121, 122
ADSR03	39, 65, 72	5092	113, 119, 120, 121, 122
ADSR06	39, 65, 72	5592	115, 119, 120, 121, 123
Adapta VDD		5594	116, 119, 120, 121, 123
ADVDD01	40, 65, 72	CapSure VDD	
AT500		5032	128, 129
7253	40, 65, 72, 148	CapSure VDD-2	
AT501	40, 65, 72, 148	5038	128, 129
Attain		CapSure Z	
2187	80, 83, 84	4033	98, 117, 120, 122
2188	80, 83, 84	4533	105, 118, 120, 122
4193	81, 83, 84	5033	108, 118, 120, 121, 122
4194	81, 83, 84	5034	109, 118, 120, 121, 122
4196	82, 83, 84	5534	114, 119, 120, 121
		CapSure Z Novus	
		5054	109, 118, 120, 121, 122
		5554	114, 119, 120, 121, 123
		Concerto	
		C154DWK	16, 19, 20, 134
		C164AWK	16, 19, 20
		C174AWK	16, 19, 20
		Consulta	
		D224TRK	17, 19, 20
		D234TRK	135

C

CapSure			
4504	103, 117, 120, 121, 122, 142		
4504M	103, 117, 120, 121, 122, 142		
CapSureFix			
4067	98, 117, 120, 121, 122		
4068	99, 117, 120, 121, 122		
4568	106, 118, 120, 121, 122		
5068	110, 118, 120, 121, 122		
5568	115, 119, 120, 121, 123		
6940	116, 119, 120, 121, 123		
CapSureFix Novus			
4076	102, 117, 120, 121, 122		
5076	112, 119, 120, 121, 122		
CapSure Epi			
4965	124, 126, 127		
4968	125, 126, 127		
CapSure Sense			
4073	100, 117, 120, 122		
4074	101, 117, 120, 121, 122		
4574	106, 118, 120, 121, 122		
CapSure SP			
4023	97, 117, 120, 121, 122		
4024	97, 117, 120, 121, 122		
4523	104, 118, 120, 121, 122		
4524	104, 118, 120, 121, 122		

E

EnPulse DR			
E1DR01	41, 65, 72		
E1DR03	41, 65, 72		
E1DR06	41, 65, 72		
E1DR21	41, 65, 72		
EnPulse 2 DR			
E2DR01	42, 66, 72		
E2DR03	42, 66, 72		
E2DR06	42, 66, 72		
E2DR21	42, 66, 72		
E2DR31	43, 66, 72		
E2DR33	43, 66, 72		
EnPulse 2 SR			
E2SR01	43, 66, 72		
E2SR03	43, 66, 72		
E2SR06	43, 66, 72		

EnPulse 2 VDD			
E2VDD01	44, 66, 72		
EnRhythm DR			
P1501DR	44, 66, 72		
EnTrust			
D153ATG	27, 33, 36, 134		
D153DRG	27, 33, 36, 134		
D153VRC	36		
D154ATG	27, 33, 36, 134		
D154DRG	27, 33, 36, 134		
D154VRC	28, 34, 36, 134		
Epicardial Patch			
6721	85, 93, 94, 95		
6921	85, 93, 94, 95		

G

GEM			
7227	21, 32, 35, 131		
GEM DR			
7271	23, 32, 35, 131		
GEM II VR			
7229	150		
GEM III AT			
7276	25, 33, 35, 132, 150		
GEM III DR			
7275	24, 33, 35, 132, 146, 150		
GEM III VR			
7231	22, 32, 35, 131, 146, 150		

I

InSync			
8040	15, 18, 20		
InSync ICD			
7272	20, 35		
InSync Marquis			
7277	20, 35, 140		
InSync Maximo			
7303	14, 18, 20, 133		
7304	15, 18, 20, 133		
InSync Sentry			
7297	13, 18, 20, 133		
7299	14, 18, 20, 133		
InSync II Marquis			
7289	13, 18, 20, 133, 140		
InSync II Protect			
7295	20		
InSync III Protect			
7285	132, 140		
InSync III			
8042	16, 18, 20		
InSync III Marquis			
7279	132, 140		
Intrinsic			
7288	26, 33, 35, 132		
Intrinsic 30			
7287	35		

K

Kappa 400 DR			
KDR401	45, 66, 72		
KDR403	45, 66, 72		

Kappa 400 SR			
KSR401	46, 66, 72		
KSR403	46, 66, 72		
Kappa 600 DR			
KDR601	47, 67, 72, 137, 141		
KDR603	47, 67, 72, 137, 141		
KDR606	47, 67, 72, 137, 141		
KDR651	48, 67, 72, 137, 141		
KDR653	48, 67, 72, 137, 141		
Kappa 700 D			
KD701	49, 67, 73, 137, 141		
KD703	49, 67, 73, 137, 141		
KD706	49, 67, 73, 137, 141		
Kappa 700 DR			
KDR701	49, 67, 73, 137, 141		
KDR703	49, 67, 73, 137, 141		
KDR706	49, 67, 73, 137, 141		
KDR721	50, 67, 73, 137, 141		
Kappa 700 SR			
KSR701	50, 67, 73, 137		
KSR703	50, 67, 73, 137		
KSR706	50, 67, 73, 137		
Kappa 700 VDD			
KVDD701	51, 67, 73, 137, 141		
Kappa 800 DR			
KDR801	51, 68, 73		
KDR803	51, 68, 73		
Kappa 900 DR			
KDR901	52, 68, 73, 137		
KDR903	52, 68, 73, 137		
KDR906	52, 68, 73, 137		
Kappa 900 SR			
KSR901	53, 68, 73, 137		
KSR903	53, 68, 73, 137		
KSR906	53, 68, 73, 137		
Kappa 900 VDD			
KVDD901	53, 68, 73, 137		
Kappa 920 DR			
KDR921	52, 68, 73		

L

Legend			
8416	54, 68, 73		
8417	54, 68, 73		
8417M	54, 68, 73		
8418	54, 68, 73		
8419	54, 68, 73		
Legend II			
8424	54, 68, 73		
8426	54, 68, 73		
8427	54, 68, 73		

By Family continued

**M**

Marquis DR	
7274	23, 32, 35, 131, 140
Marquis VR	
7230	21, 32, 35, 131, 140
Maximo DR	
7278	25, 33, 35, 132, 140
Maximo II	
D284TRK	17, 19, 20
Maximo II DR	
D284DRG	30, 34, 36
Maximo II VR	
D284VRC	31, 34, 36
Maximo VR	
7232	22, 32, 35, 131, 140
Minix/Minix ST	
8330	55, 69, 73, 143
8331	55, 69, 73, 143
8331M	55, 69, 73, 143
8340	55, 69, 73, 143
8341	55, 69, 73, 143
8341M	55, 69, 73, 143
8342	55, 69, 73, 143
Minuet	
7107	55, 69, 73
7108	55, 69, 73

**O**

Onyx	
7290	26, 33, 35, 133

**P**

Preva DR	
7088	56, 69, 73
7089	56, 69, 73
Preva SR	
8088	56, 69, 73
8089	56, 69, 73
Prevail S	
8085	57, 69, 73
8086	57, 69, 73
Prodigy DR	
7860	57, 69, 74
7861	57, 69, 74
7862	57, 69, 74
Prodigy SR	
8158	58, 69, 74
8160	58, 69, 74
8161	58, 69, 74
8162	58, 69, 74

**S**

Screw-In	
4558M	105, 118, 120, 121, 122
5069	127
5071	125, 126, 127

Secura DR	
D224DRG	29, 34, 36, 135
D234DRG	135
Secura VR	
D224VRC	30, 34, 36
D234VRC	135
SelectSecure	
3830	96, 117, 120, 121, 122
Sensia DR	
SED01	58, 70, 74
SEDR01	58, 70, 74
SEDR11	74
Sensia SR	
SES01	59, 70, 74
SESR01	59, 70, 74
Sigma 100 S	
SS103	59, 70, 74, 137, 139
SS106	59, 70, 74, 137, 139
Sigma 200 DR	
SDR203	60, 70, 74, 137, 139
Sigma 200 SR	
SSR203	60, 70, 74, 137, 139
Sigma 300 DR	
SDR303	61, 70, 74, 137, 139
SDR306	61, 70, 74, 137, 139
Sigma 300 SR	
SSR303	61, 70, 74, 137, 139
SSR306	61, 70, 74, 137, 139
Sigma 300 VDD	
SVDD303	62, 70, 74, 137, 139
Spectraflex	
4951	124, 126, 127
4951M	124, 126, 127
Sprint	
6932	86, 93, 94, 95
6942	89, 93, 94, 95
6943	89, 93, 94, 95
6945	90, 93, 94, 95
Sprint Fidelis	
6930	85, 93, 94, 95, 138
6931	86, 93, 94, 95, 138
6948	91, 93, 94, 95, 138
6949	92, 93, 94, 95, 138
Sprint Quattro	
6944	90, 93, 94, 95
Sprint Quattro Secure	
6935	87, 93, 94, 95
6947	91, 93, 94, 95
StarFix	
4195	82, 83, 84

Sub-Q Lead	
6996	92, 93, 94, 95
Sub-Q Patch	
6939	88, 93, 94, 95
6999	88, 93, 94, 95
SureFix	
5072	111, 118, 120, 121, 122
SVC/CS	
6933	87, 93, 94, 95
6937	87, 93, 94, 95
6937A	87, 93, 94, 95
6963	87, 93, 94, 95

**T**

Target Tip	
4582	142
Thera-i DR	
7960i	62, 71, 74
7961i	62, 71, 74
7962i	62, 71, 74
Thera-i SR	
8960i	63, 71, 74
8961i	63, 71, 74
8962i	63, 71, 74
Thera-i VDD	
8968i	63, 71, 74
Transvene	
6934S	95
6936	88, 93, 94, 95
6966	88, 93, 94, 95

**V**

Versa DR	
VEDR01	64, 71, 74
Virtuoso	
D154AWG	28, 33, 34, 36, 134
D164AWG	28, 33, 34, 36
D154VWC	29, 34, 36, 134
D164VWC	29, 34, 36

*If you are looking for a model number or family that is not included in this report, you may call US Technical Services (see page 2).*



# Mailer Kits Available for Returning Product

Medtronic urges all physicians to return explanted products and to notify Medtronic when a product is no longer in use, regardless of reason for explant or removal from use. The procedures for returning products vary by geographic location.

Mailer kits with prepaid US postage are available for use within the United States to send CRT, ICD, IPG, and leads to Medtronic's CRDM Returned Product Analysis Lab. These mailers are sized to accommodate the devices and leads from a single patient or clinical event and are designed to meet US postal regulations for mailing biohazard materials.

If the product being returned is located outside the United States, please contact your local Medtronic representative for instructions.

Medtronic also requests the return of devices from non-clinical sources, such as funeral homes, and will assume responsibility for storage and disposal of the product once received.

Mailer kits can be obtained by contacting the Returned Product Lab.

CRDM Returned Product Analysis Laboratory  
Phone: 1 (800) 328-2518, ext. 44800  
Email: [crdm.returnedproduct@medtronic.com](mailto:crdm.returnedproduct@medtronic.com)



## [www.medtronic.com](http://www.medtronic.com)

### World Headquarters

Medtronic, Inc.  
710 Medtronic Parkway  
Minneapolis, MN 55432-5604  
USA  
Tel: (763) 514-4000  
Fax: (763) 514-4879

Medtronic USA, Inc.  
Toll-free: 1 (800) 328-2518  
(24-hour technical support for physicians and medical professionals)

### Europe

Medtronic International Trading Sàrl  
Route du Molliau 31  
CH-1131 Tolochenaz  
Switzerland  
Tel: (41 21) 802 7000  
Fax: (41 21) 802 7900

### Canada

Medtronic of Canada Ltd.  
6733 Kitimat Road  
Mississauga, Ontario L5N 1W3  
Canada  
Tel: (905) 826-6020  
Fax: (905) 826-6620  
Toll-free: 1 (800) 268-5346

### Asia Pacific

Medtronic International, Ltd.  
16/F Manulife Plaza  
The Lee Gardens, 33 Hysan Avenue  
Causeway Bay  
Hong Kong  
Tel: (852) 2891 4456  
Fax: (852) 2891 6830  
[enquiryap@medtronic.com](mailto:enquiryap@medtronic.com)

### Latin America

Medtronic USA, Inc.  
Doral Corporate Center II  
3750 NW 87th Avenue Suite 700  
Miami, FL 33178  
USA  
Tel: (305) 500-9328  
Fax: (786) 709-4244

